

US00D511426S

(12) **United States Design Patent** (10) **Patent No.:** **US D511,426 S**
Mason (45) **Date of Patent:** **** Nov. 15, 2005**

(54) **DISPLAY UNIT**
(75) **Inventor:** **Timothy L. Mason, Melville, NY (US)**
(73) **Assignee:** **New Dimensions Research Corporation, Melville, NY (US)**
(**) **Term:** **14 Years**

D404,240 S 1/1999 Man
D428,738 S 8/2000 Brozak, Jr.
D486,324 S * 2/2004 Mason D6/473
D489,198 S * 5/2004 Mason et al. D6/461
D489,556 S * 5/2004 Mason D6/511
D493,638 S * 8/2004 Peyker D6/468
D496,193 S * 9/2004 Mason D6/468
D496,194 S * 9/2004 Mason D6/468

* cited by examiner

(21) **Appl. No.:** **29/190,255**
(22) **Filed:** **Sep. 17, 2003**

Primary Examiner—Gary D. Watson
Assistant Examiner—Terrence Huang
(74) *Attorney, Agent, or Firm*—Collard & Roe, P.C.

(51) **LOC (8) Cl.** **06-04**
(52) **U.S. Cl.** **D6/459**
(58) **Field of Search** D6/459, 455, 457,
D6/468, 461, 473, 511, 566

(57) **CLAIM**

The ornamental design for a display unit, as shown and described.

(56) **References Cited**

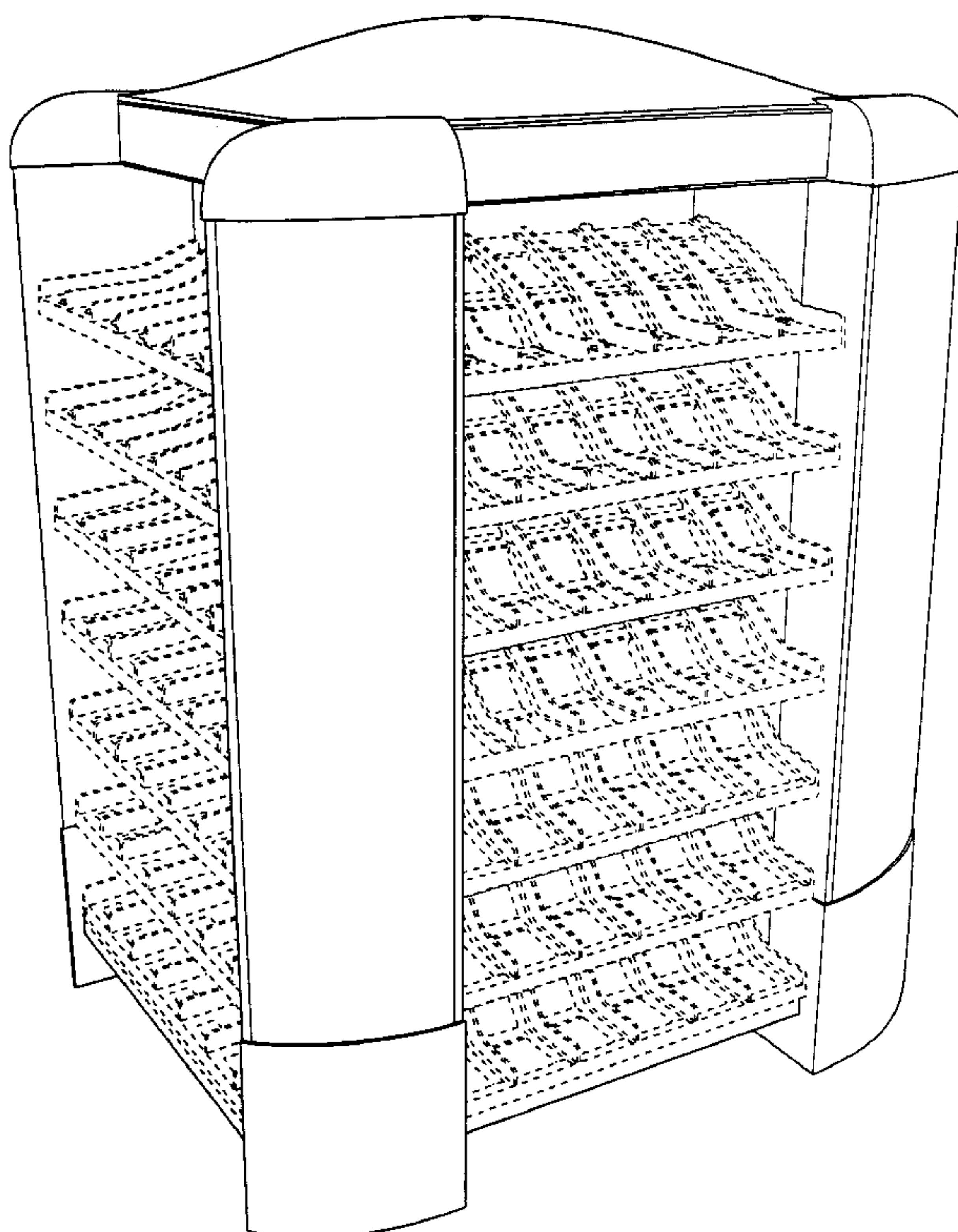
DESCRIPTION

U.S. PATENT DOCUMENTS

1,317,534 A 9/1919 Williams
1,711,329 A 4/1929 Short
2,649,207 A 8/1953 Shield
3,019,907 A 2/1962 Belejack
3,404,927 A 10/1968 Mellion
D223,041 S 2/1972 Kuenster
3,900,112 A 8/1975 Azzi et al.
3,977,523 A 8/1976 Cousino
D268,068 S 3/1983 Ellenson et al.
4,684,027 A 8/1987 Wright
4,744,489 A 5/1988 Binder et al.
5,353,939 A 10/1994 Beeler et al.
D381,546 S 7/1997 Hunt
D398,179 S * 9/1998 Cutsinger D6/566

FIG. 1 is a top plan view for a display unit showing my new design;
FIG. 2 is an end view thereof, the opposite end view being a mirror image;
FIG. 3 is a side view thereof, the opposite side view being a mirror image; and,
FIG. 4 is a perspective view thereof.
The bottom view which is not shown forms no part of the claimed design. The features shown in dotted lines show environmental structure only and form no part of the invention.

1 Claim, 4 Drawing Sheets



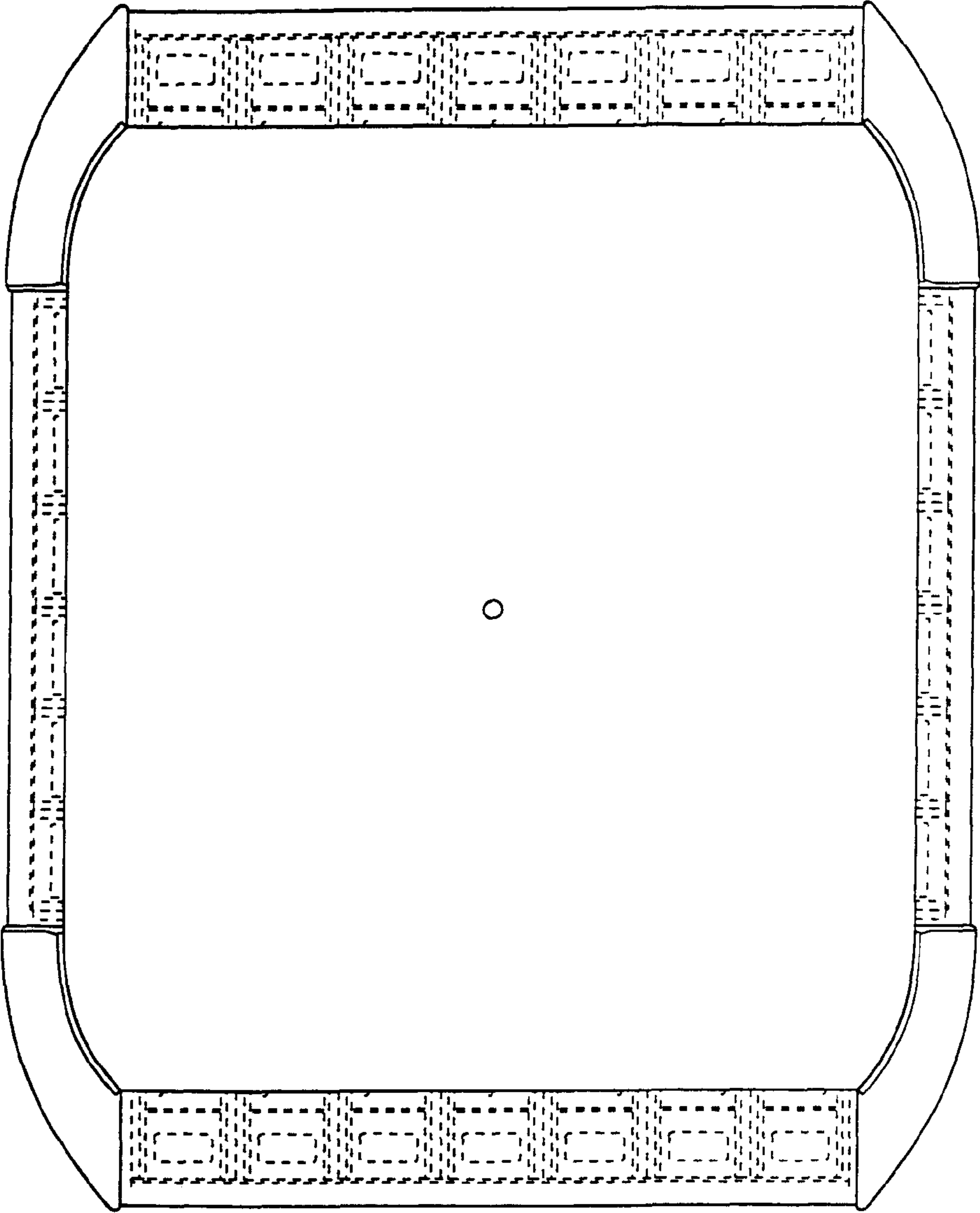


FIG. 1

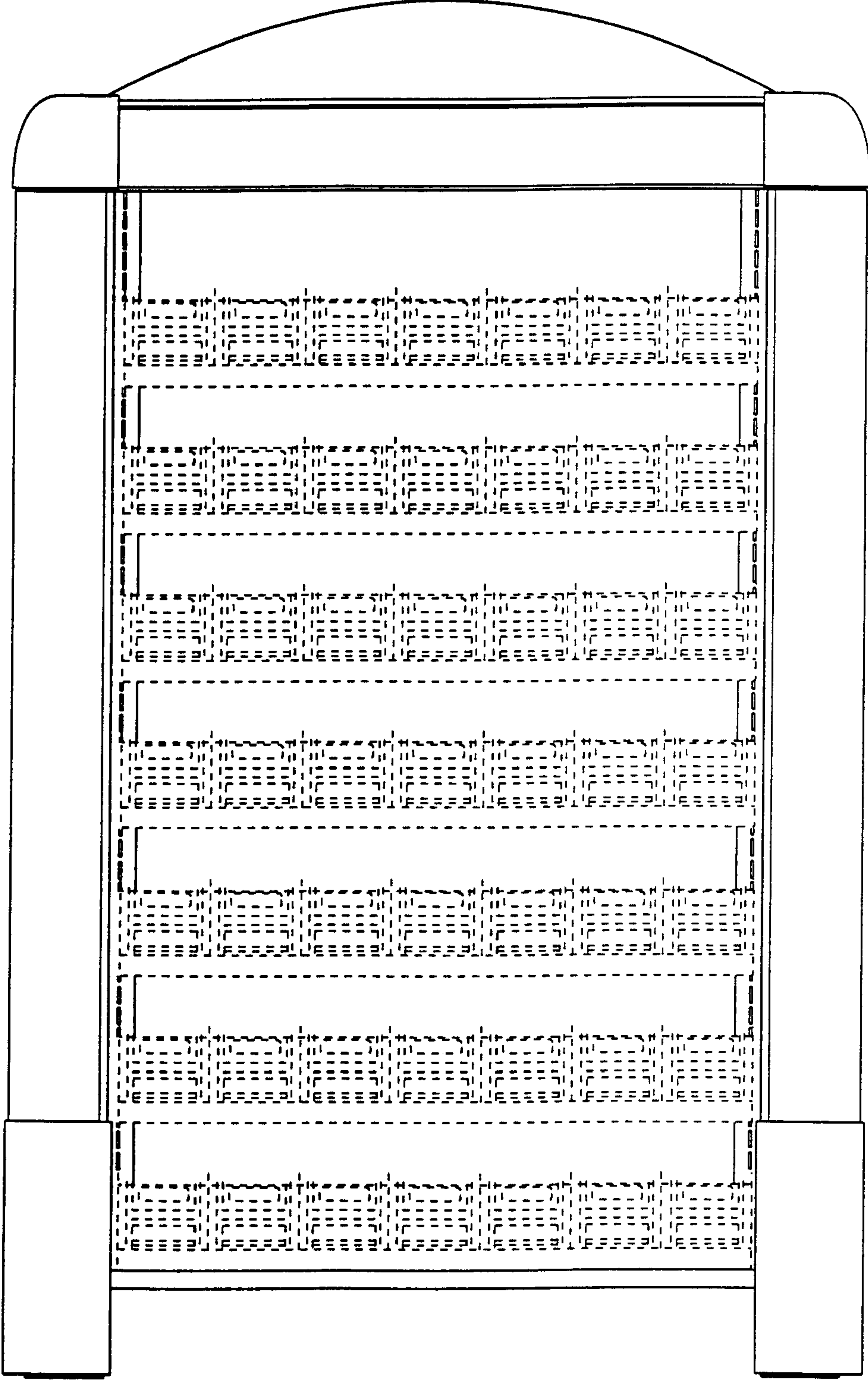


FIG. 2

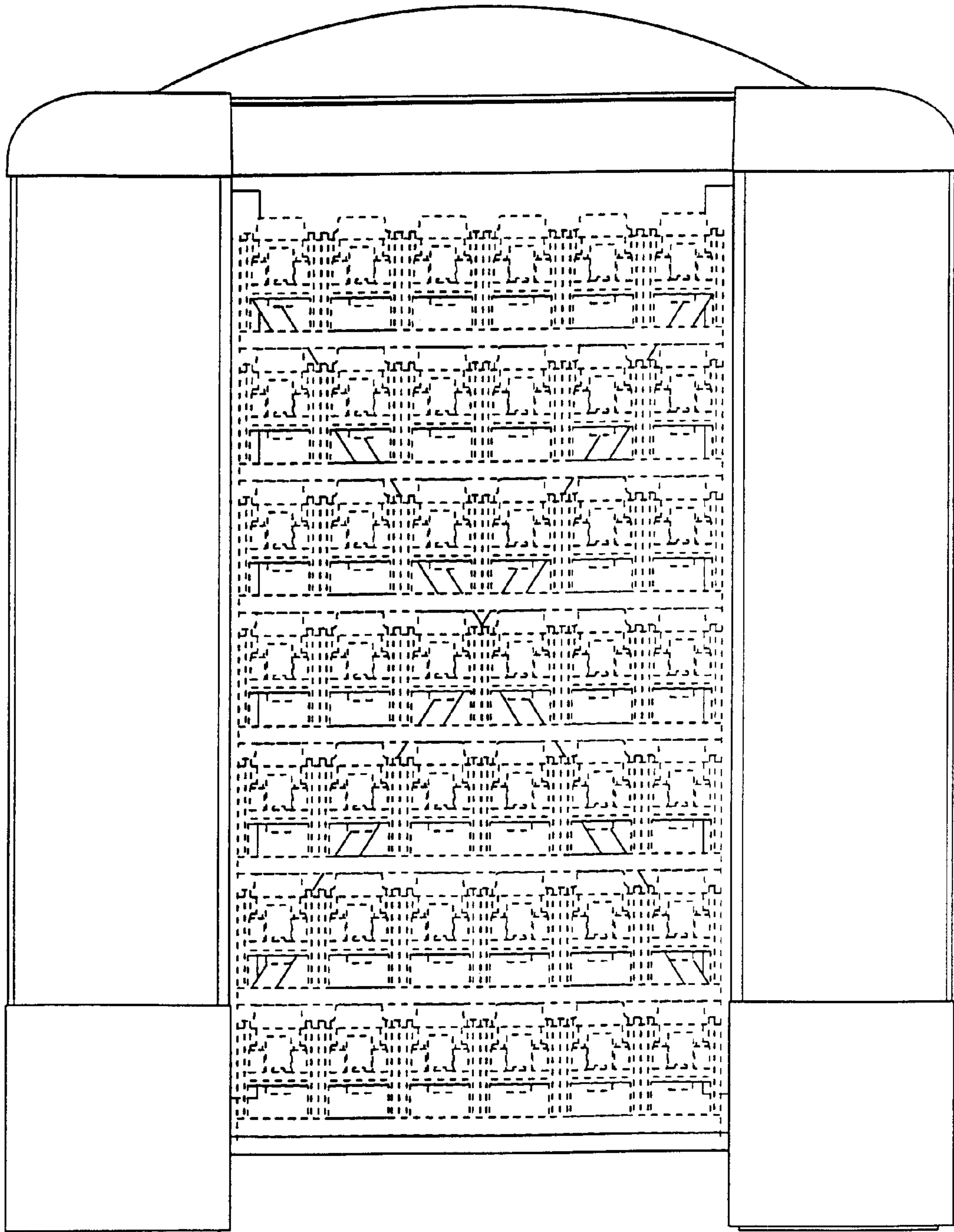


FIG. 3

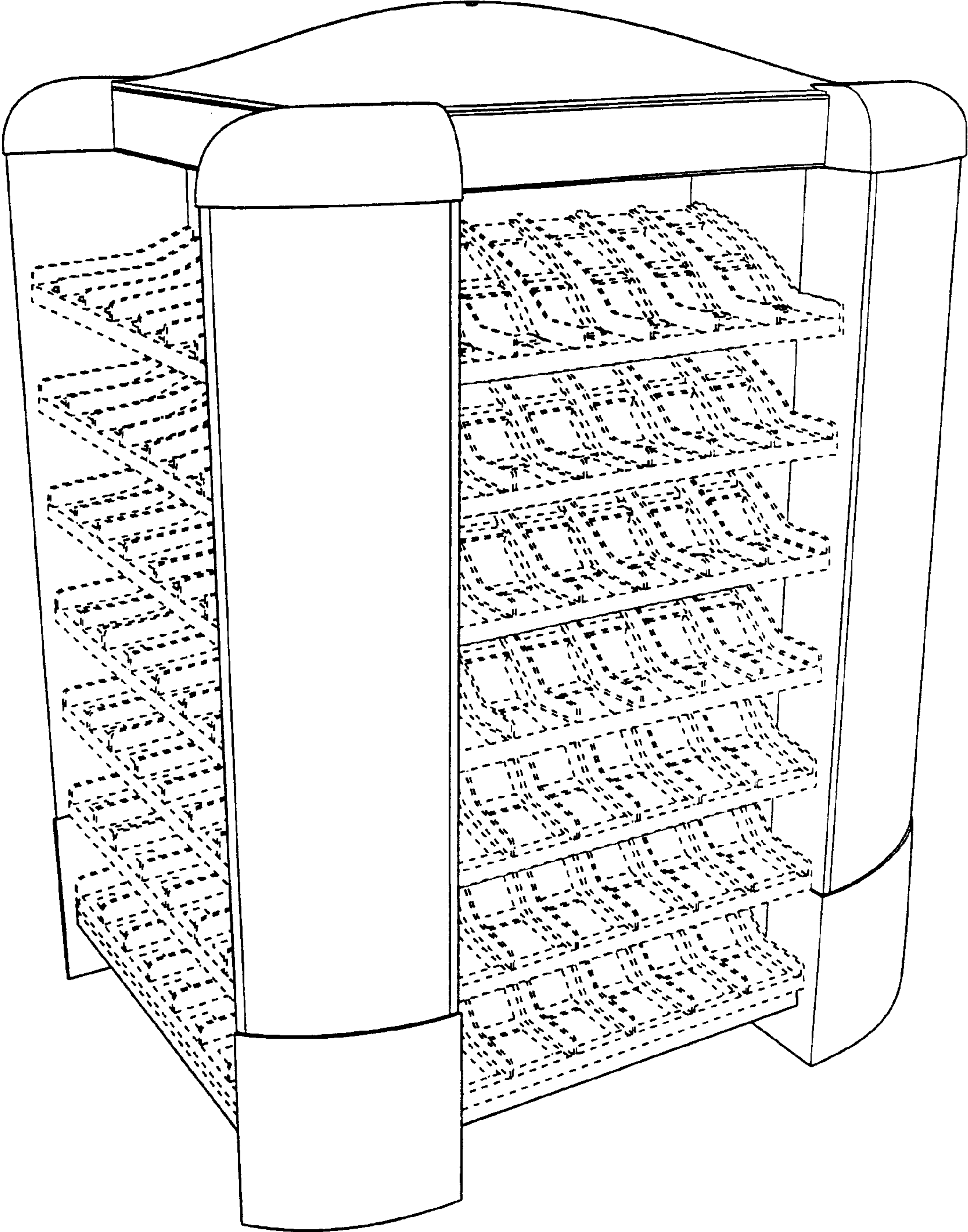


FIG. 4