



US00D511407S

(12) **United States Design Patent**
Suer et al.

(10) **Patent No.:** **US D511,407 S**
(45) **Date of Patent:** **** Nov. 15, 2005**

(54) **OCTOPUS-SHAPED FOOD PRODUCT**

D395,938 S * 7/1998 Downs, Jr. D1/199
5,976,585 A * 11/1999 Gagliardi, Jr. 426/104 X

(75) Inventors: **Edwin E. Suer**, Livonia, MI (US);
Laurence C. Begin, Milford, MI (US)

* cited by examiner

(73) Assignee: **Octodog Inc.**, Livonia, MI (US)

Primary Examiner—Alan P. Douglas
Assistant Examiner—Linda Brooks

(**) Term: **14 Years**

(74) *Attorney, Agent, or Firm*—L. C. Begin & Associates,
PLLC

(21) Appl. No.: **29/165,509**

(57) **CLAIM**

(22) Filed: **Oct. 9, 2002**

The ornamental design for an octopus-shaped food product,
as shown and described.

Related U.S. Application Data

DESCRIPTION

(63) Continuation-in-part of application No. 29/141,108, filed on
Apr. 30, 2001, now Pat. No. Des. 461,618.

FIG. 1 is a front perspective view of the octopus-shaped
food product of the present invention.

(51) **LOC (8) Cl.** **01-01**

FIG. 2 is a side view of the food product of FIG. 1.

(52) **U.S. Cl.** **D1/111**

FIG. 3 is a top view of the food product of FIG. 1.

(58) **Field of Search** 426/76, 104, 105,
426/513, 518, 383, 802, 808; D1/106-111,
125-130, 199; 446/155, 268, 386; D21/576,
601; D11/131, 158

FIG. 4 is a bottom view of the food product of FIG. 1.

FIG. 5 is a second front view of the food product of FIG. 1,
shown in alternate configuration.

FIG. 6 is a second side view of the food product of FIG. 5.

FIG. 7 is a second top view of the food product of FIG. 5.

FIG. 8 is a third front view of the food product of FIG. 1,
shown in alternate configuration.

FIG. 9 is a third side view of the food product of FIG. 8; and,



FIG. 10 is a third top view of the food product of FIG. 8.

(56) **References Cited**

U.S. PATENT DOCUMENTS

2,844,912 A * 7/1958 Sebesta 446/155
D324,757 S * 3/1992 Meyers et al. D1/111
D327,358 S * 6/1992 Davis D1/107

1 Claim, 3 Drawing Sheets






FIG. 1.




FIG. 2.

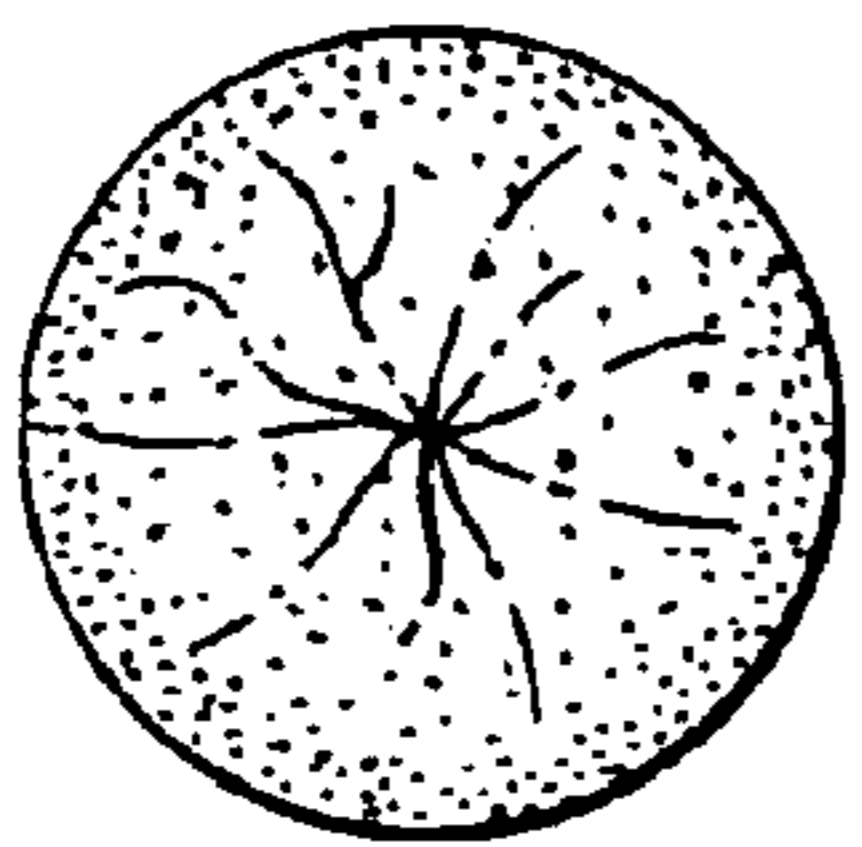


FIG. 3.

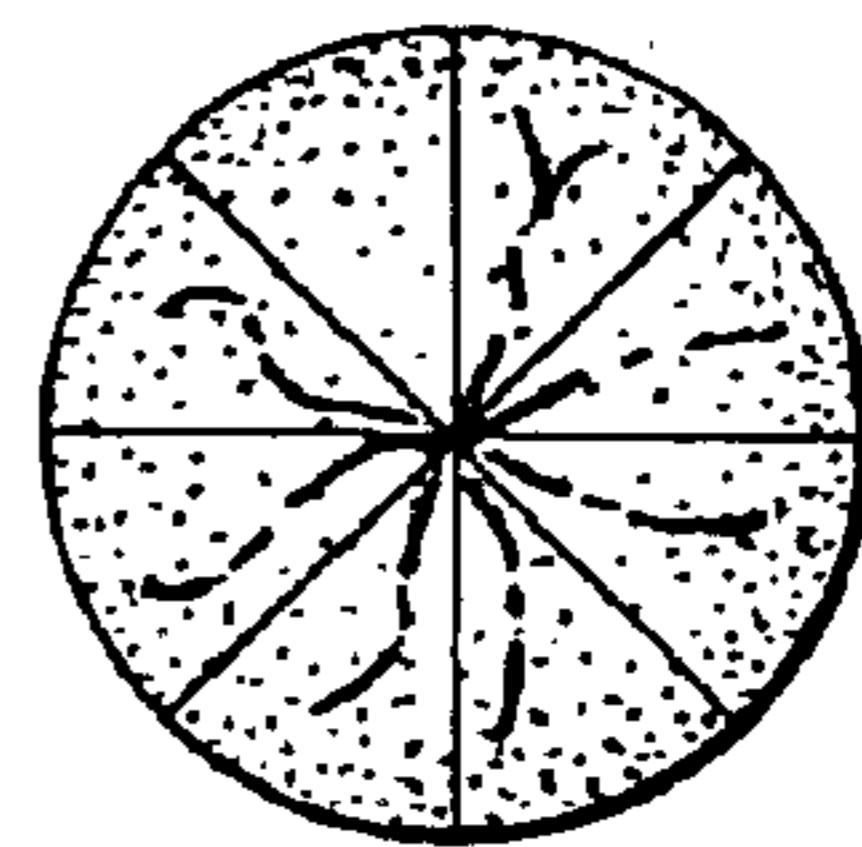


FIG. 4.

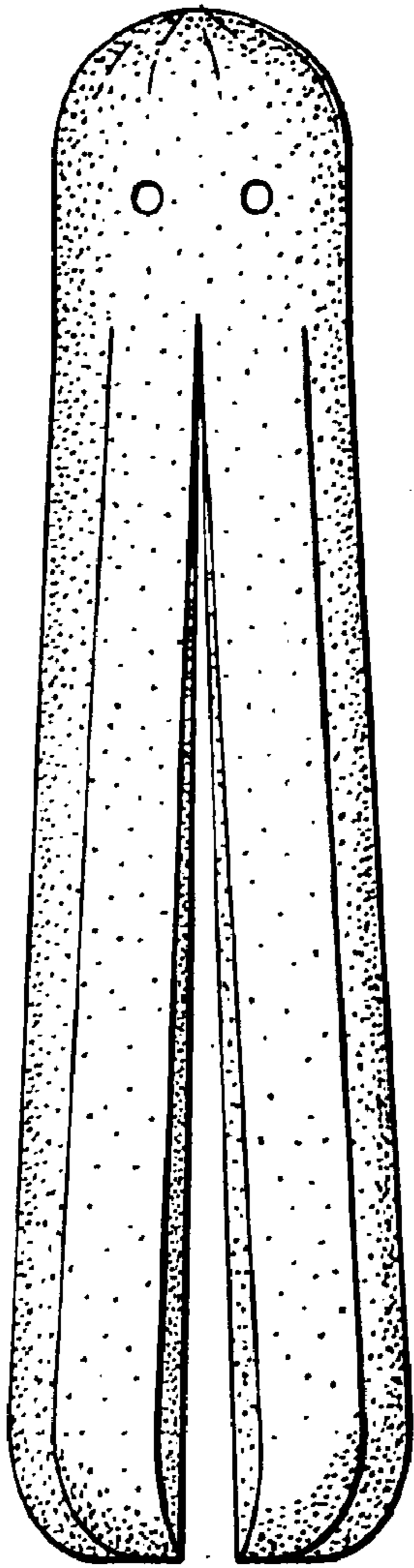


FIG. 5.

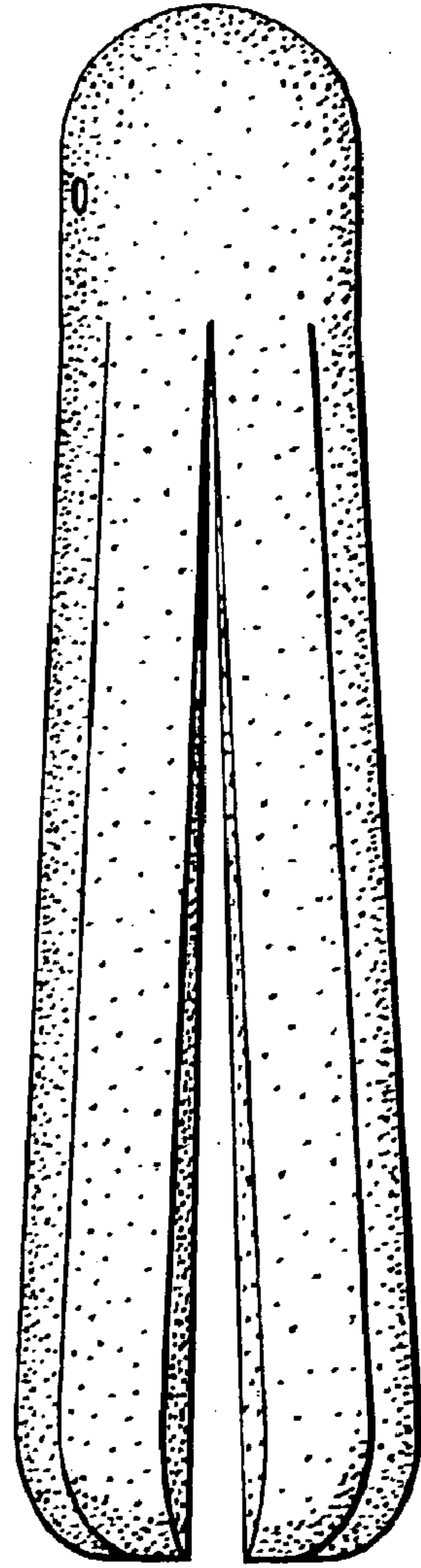


FIG. 6.




FIG. 7.

FIG. 9.




FIG. 10.

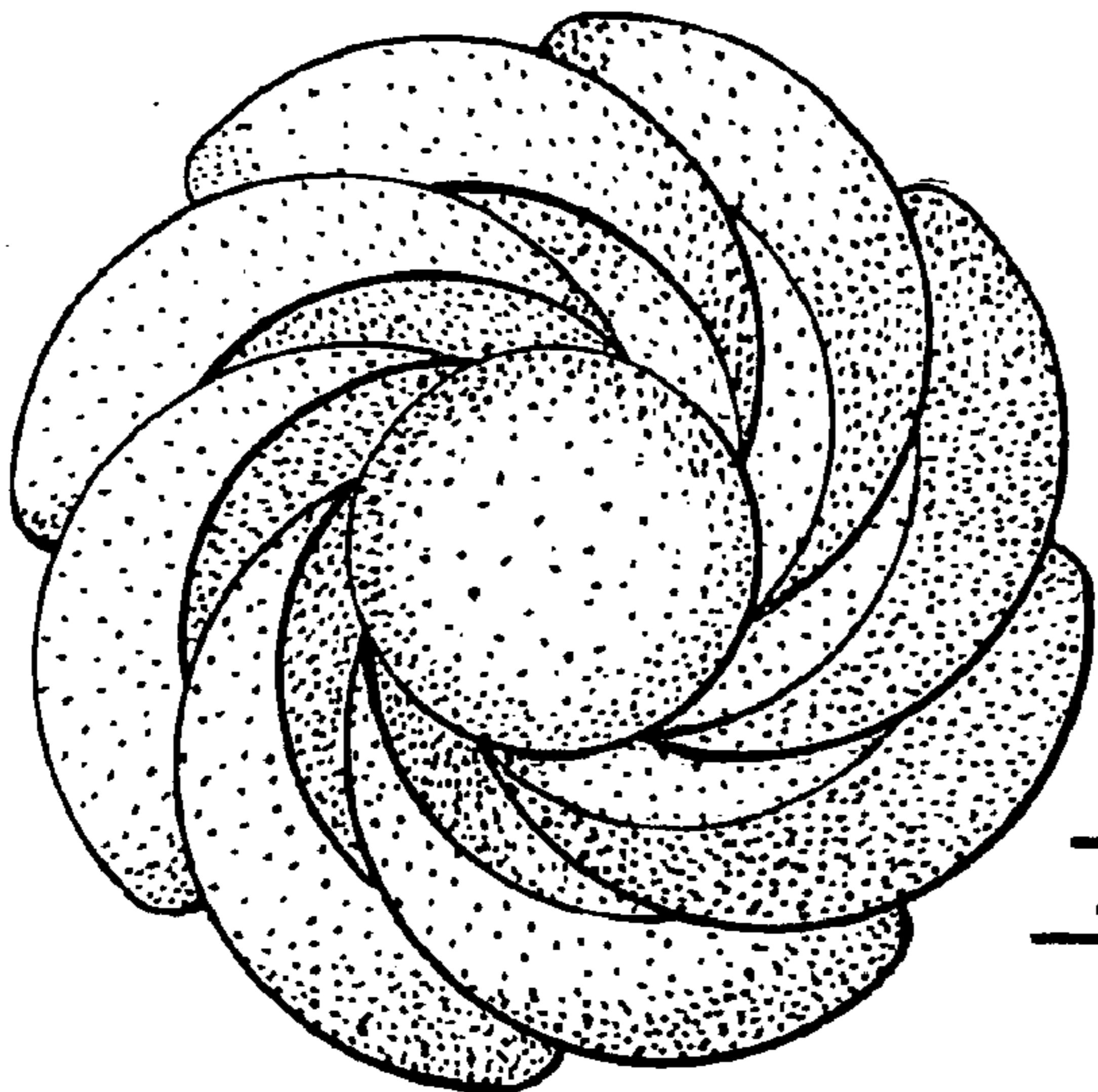
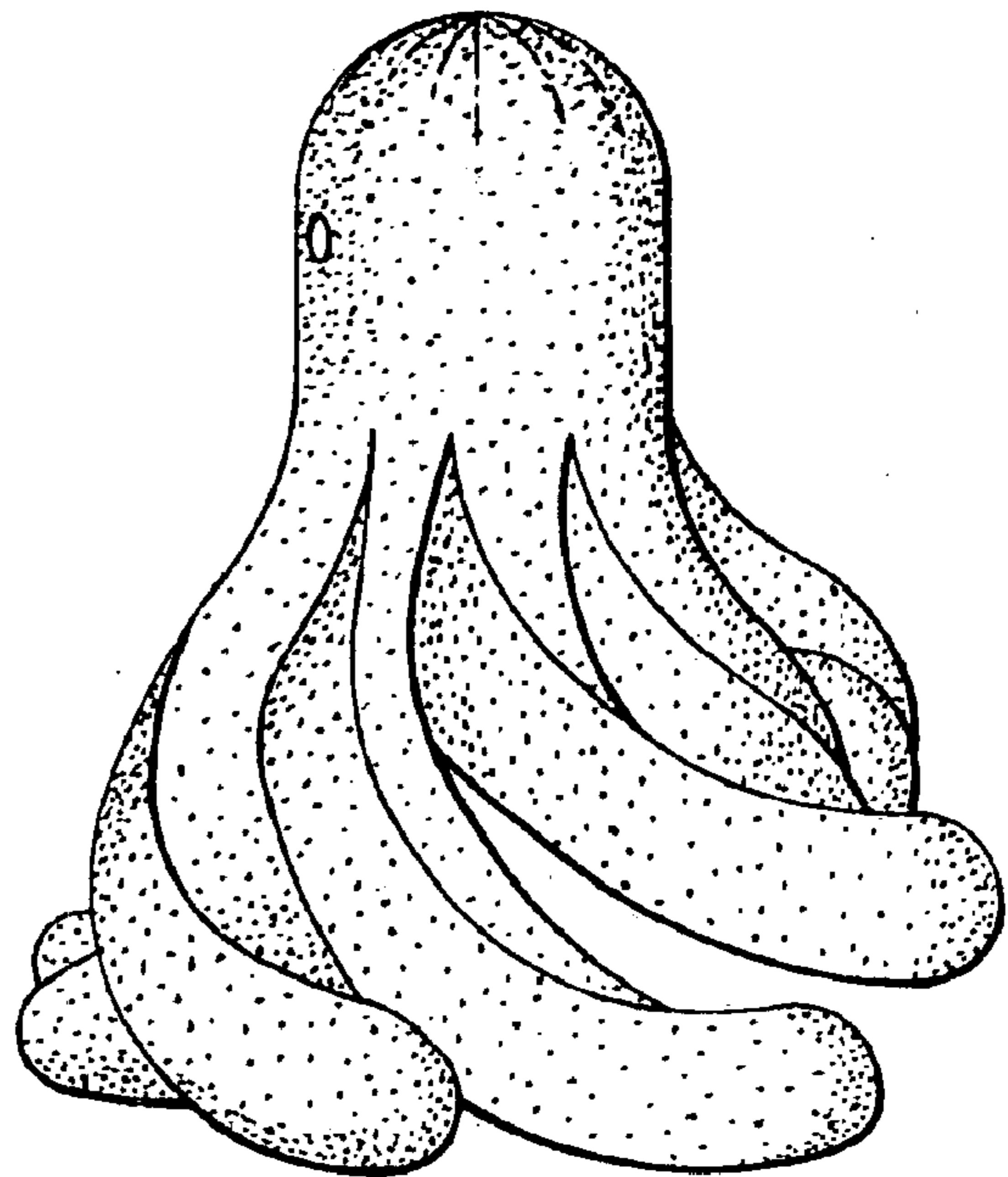


FIG. 11.