



US00D511401S

(12) **United States Design Patent** (10) **Patent No.:** **US D511,401 S**
Park (45) **Date of Patent:** **** Nov. 8, 2005**

(54) **NAILS POLISHING APPLIANCE**
 (75) Inventor: **Jeong Hoon Park**, Seoul (KR)
 (73) Assignee: **Beaunix Co., Ltd.**, Cheonan (KR)
 (**) Term: **14 Years**
 (21) Appl. No.: **29/212,367**
 (22) Filed: **Aug. 31, 2004**
 (30) **Foreign Application Priority Data**
 Mar. 19, 2004 (KR) 30-2004-0007939
 (51) **LOC (8) Cl.** **28-03**
 (52) **U.S. Cl.** **D28/58**
 (58) **Field of Search** D28/56, 57, 58,
 D28/59; 132/73, 73.5, 73.6, 74.5, 75, 75.3,
 75.8

(56) **References Cited**

U.S. PATENT DOCUMENTS

D141,113 S * 5/1945 Gardner D28/57
 4,640,637 A * 2/1987 Winthrop 132/74.5
 4,643,207 A * 2/1987 Grahame 132/73.6
 D291,374 S * 8/1987 Korper D28/57
 D405,232 S * 2/1999 Stevens et al. D28/58
 D407,533 S * 3/1999 Watanabe et al. D28/58
 6,209,548 B1 * 4/2001 Harrison et al. 132/74.5

6,213,131 B1 * 4/2001 Vien et al. 132/73
 2003/0102002 A1 * 6/2003 Cho 132/73.6

* cited by examiner

Primary Examiner—Jennifer Rivard
 (74) *Attorney, Agent, or Firm*—Ladas & Parry LLP

(57) **CLAIM**

The ornamental design for nails polishing appliance, as shown and described.

DESCRIPTION

FIG. 1 is a perspective view of nails polishing appliance according to my new design;
 FIG. 2 is a front view of nails polishing appliance according to my new design;
 FIG. 3 is a rear view of nails polishing appliance according to my new design;
 FIG. 4 is a left side view of nails polishing appliance according to my new design;
 FIG. 5 is a right side view of nails polishing appliance according to my new design;
 FIG. 6 is a plan view of nails polishing appliance according to my new design; and,
 FIG. 7 is a bottom view of nails polishing appliance according to my new design.

1 Claim, 4 Drawing Sheets




Fig. 1

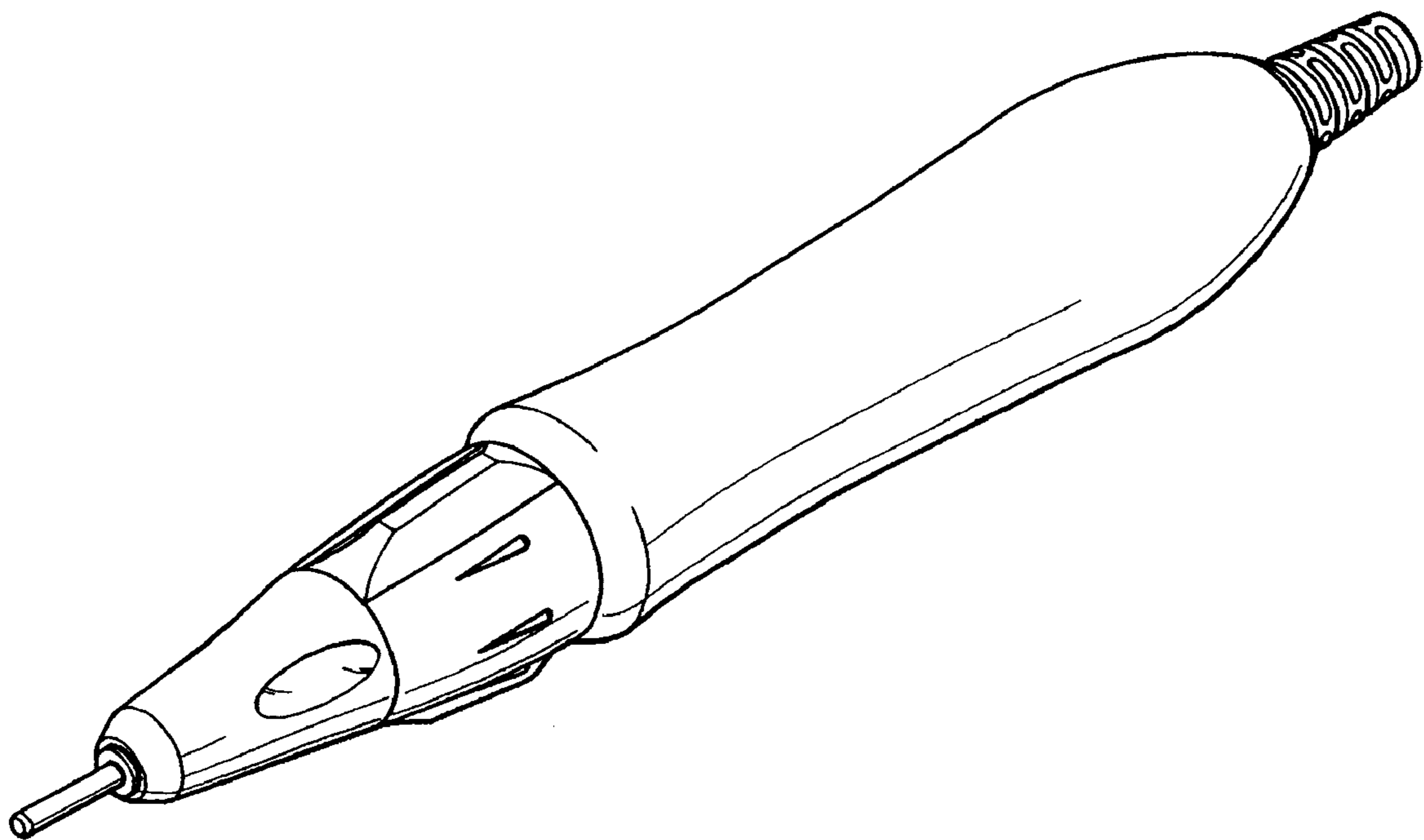


Fig. 2




Fig. 3




Fig. 4

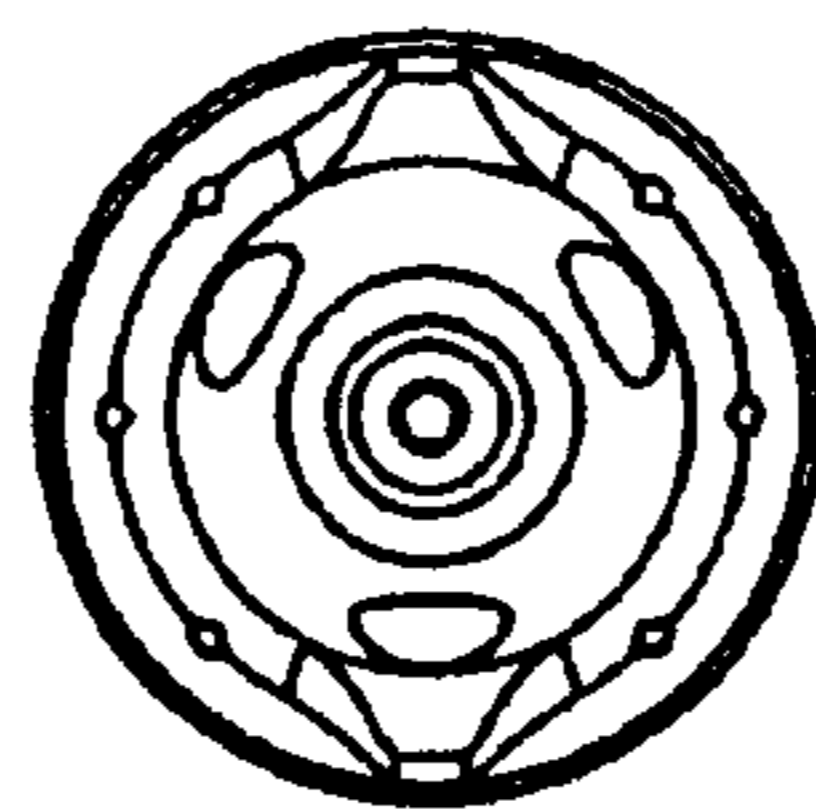


Fig. 5

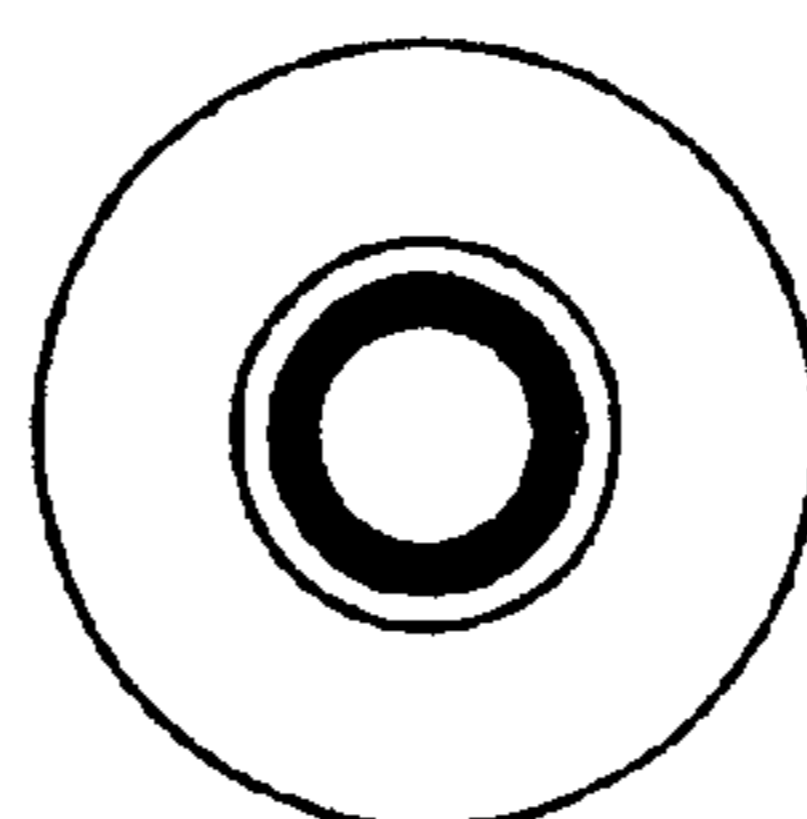


Fig. 6



Fig. 7

