



US00D511397S

(12) **United States Design Patent** (10) **Patent No.:** **US D511,397 S**
Thall (45) **Date of Patent:** **** Nov. 8, 2005**

(54) **ACCESSORY FOR FORMING AND HOLDING A HAIR BUN**

6,047,708 A 4/2000 Panel et al.
6,182,672 B1 2/2001 Abasta-Douglas et al.
D448,927 S * 10/2001 Vazquez D3/244
6,435,194 B1 8/2002 Babay

(76) Inventor: **Barbara Ward Thall**, 7 Undercliff Dr.,
Montclair, NJ (US) 07042

* cited by examiner

(**) Term: **14 Years**

Primary Examiner—Lucy Lieberman
(74) *Attorney, Agent, or Firm*—Gerald E. Hespos; Anthony J. Casella

(21) Appl. No.: **29/213,370**

(22) Filed: **Sep. 16, 2004**

(57) **CLAIM**

(51) **LOC (8) Cl.** **28-03**

The ornamental design for an accessory for forming and holding a hair bun, as shown and described.

(52) **U.S. Cl.** **D28/39**

(58) **Field of Search** D28/39-43; 132/273-275;
D2/866, 867, 883, 303, 244; 2/174, 209.13,
209.14

DESCRIPTION

(56) **References Cited**

U.S. PATENT DOCUMENTS

D28,239 S *	2/1898	Millhiser	D3/303
2,122,171 A *	6/1938	Alexander	2/209.12
D141,169 S *	5/1945	Pettita	D28/39
2,765,798 A	10/1956	Carvell		
2,775,245 A	12/1956	Behr		
2,869,135 A *	1/1959	Wagenfeld	2/174
2,884,645 A *	5/1959	Berg	2/174
3,693,637 A	9/1972	Sidelman		
3,746,016 A	7/1973	Goodman		
5,411,040 A *	5/1995	Forrest	132/211
5,465,741 A *	11/1995	Dvorak	132/275
5,472,003 A *	12/1995	Frame et al.	132/275
5,590,670 A *	1/1997	Allred	132/273
5,595,199 A	1/1997	Solomon et al.		
5,621,919 A	4/1997	Graham		
D385,658 S	10/1997	Brandenburg		
5,732,720 A	3/1998	Sears		
5,878,756 A	3/1999	Bilodeau		
5,920,909 A	7/1999	Ellsworth et al.		
5,926,848 A	7/1999	Bartholomae		
5,970,991 A	10/1999	Srivastava		
5,988,183 A	11/1999	Huang		

FIG. 1 is a front elevational view of the accessory for forming and holding a hair bun incorporating my new design, with the rear elevational view thereof being a mirror image;

FIG. 2 is a top plan view thereof;

FIG. 3 is a side elevational view as viewed from the left side of FIG. 1;

FIG. 4 is a side elevational view as viewed from the right side in FIG. 1;

FIG. 5 is a bottom plan view thereof;

FIG. 6 is a front elevational view of the accessory for forming and holding a hair bun in an inverted condition;

FIG. 7 is a top plan view of the inverted accessory for forming and holding a hair bun shown in FIG. 6; and,

FIG. 8 is a perspective view showing the accessory for forming and holding a hair bun in use.

The broken lines showing the head and neck of a person in FIG. 8 are for illustrative purposes only and do not form part of the claimed design. The broken lines shown on the accessory for forming and holding a hair bun represent stitching. FIG. 8 in the drawings is shown on a reduced scale.

1 Claim, 4 Drawing Sheets





FIG. 1




FIG. 2



FIG. 3



FIG. 4



FIG. 5

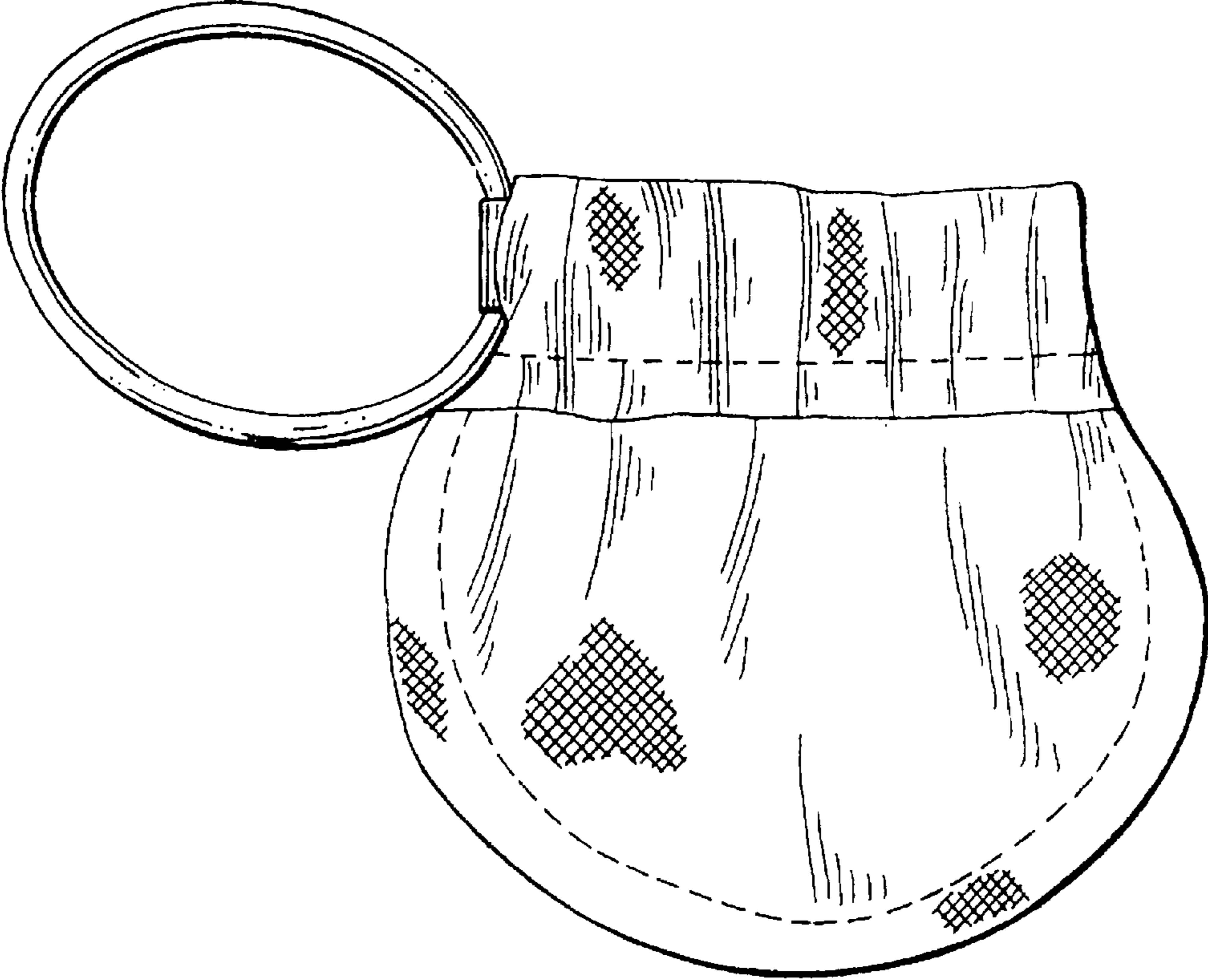


FIG. 6



FIG. 7

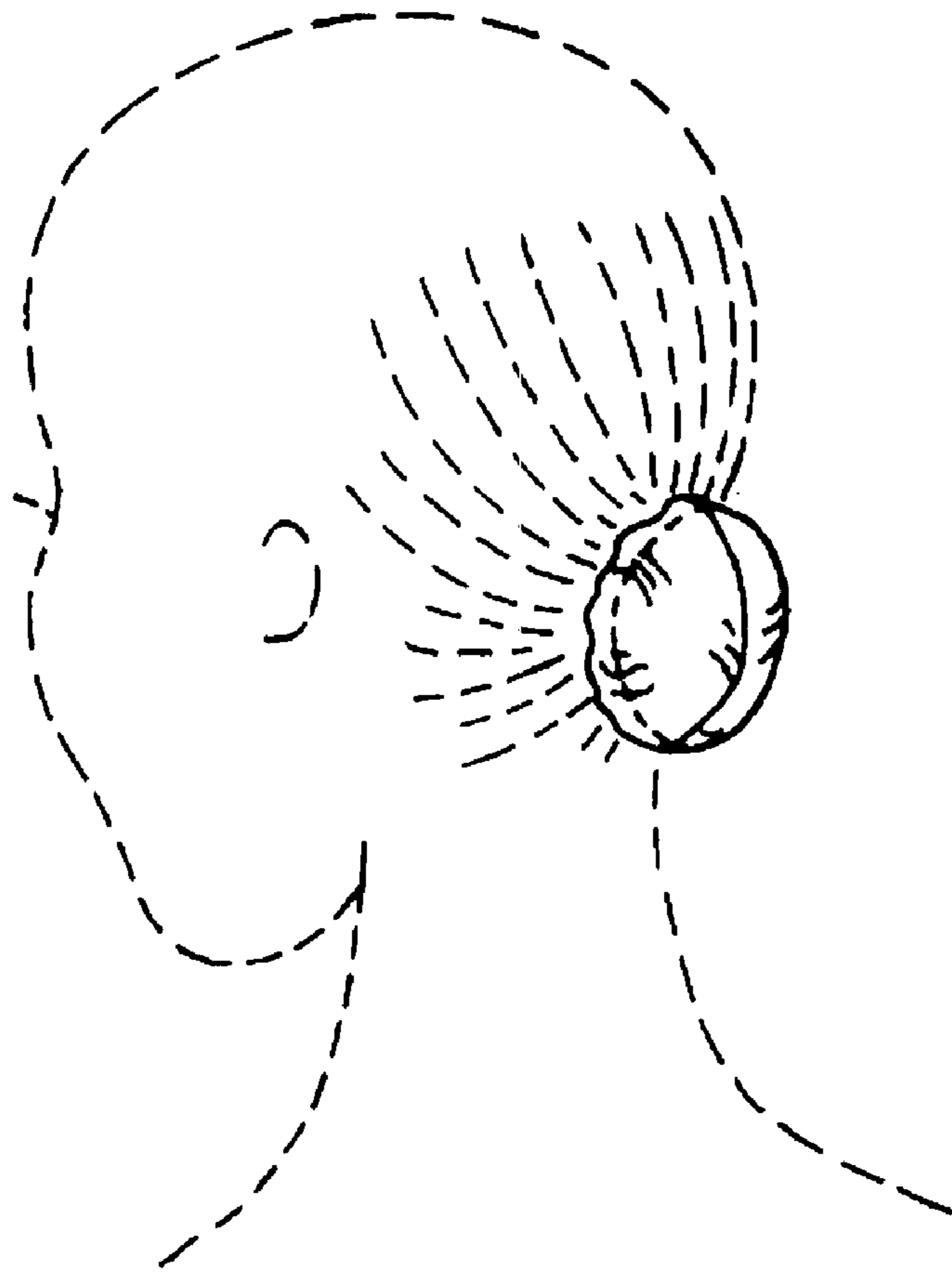


FIG. 8