



US00D511333S

(12) **United States Design Patent**
Lai et al.

(10) **Patent No.:** **US D511,333 S**
(45) **Date of Patent:** **** Nov. 8, 2005**

(54) **OPTICAL DISK DEVICE**

D459,709 S * 7/2002 Kojima et al. D14/136
D480,693 S * 10/2003 Johansson et al. D14/136

(75) Inventors: **Te-Hsiung Lai**, Jiadong, Pingtung (TW); **Yu-Jen Huang**, Hsinchu (TW)

* cited by examiner

(73) Assignee: **Lite-On It Corporation**, Taipei (TW)

Primary Examiner—Nanda Bondade
(74) *Attorney, Agent, or Firm*—Thomas, Kayden, Horstemeyer & Risley

(**) Term: **14 Years**

(57) **CLAIM**

(21) Appl. No.: **29/194,414**

The ornamental design for an optical disk device, as shown and described.

(22) Filed: **Nov. 24, 2003**

(51) **LOC (8) Cl.** **14-01**

DESCRIPTION

(52) **U.S. Cl.** **D14/136; D14/156**

(58) **Field of Search** D14/135–136,
D14/156–157, 160–165, 167–168, 192–198,
217, 445; 455/347–351; 369/75.1, 75.2,
77.1, 77.2

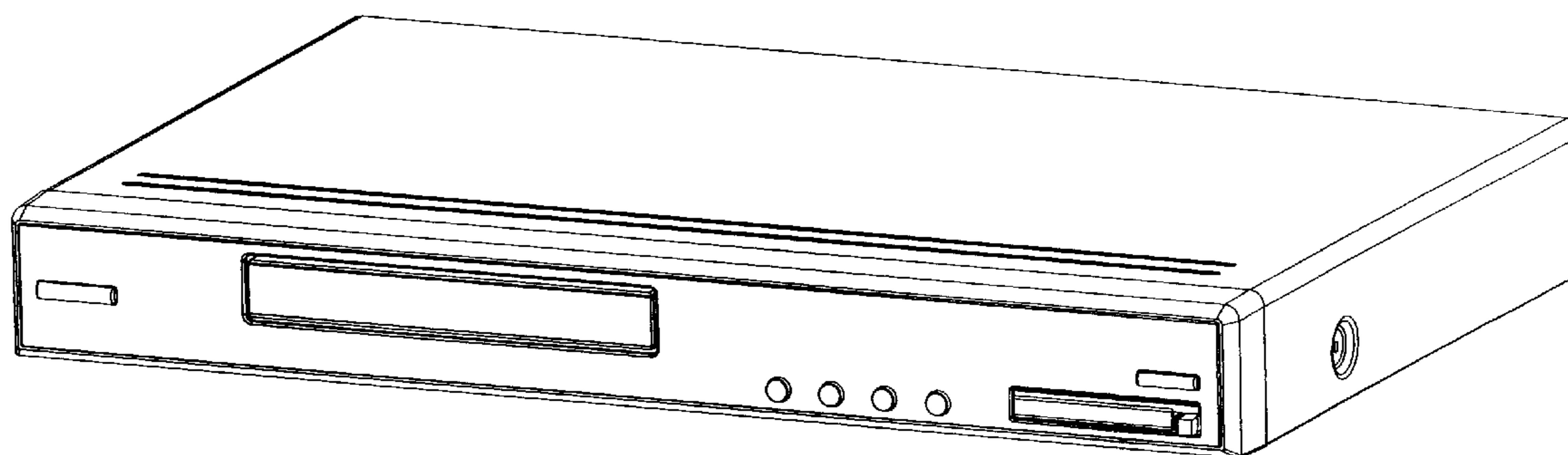
FIG. 1 is a perspective view of an optical disk device showing our new design;
FIG. 2 is a front elevational view thereof;
FIG. 3 is a rear elevational view thereof;
FIG. 4 is a right side elevational view thereof;
FIG. 5 is a left side elevational view thereof;
FIG. 6 is a top plan view thereof; and,
FIG. 7 is a bottom plan view thereof.
FIGS. 2–7 are on an enlarged scale.

(56) **References Cited**

U.S. PATENT DOCUMENTS

D301,880 S * 6/1989 Shim D14/135
D385,272 S * 10/1997 Jensen et al. D14/142
D459,321 S * 6/2002 Kojima et al. D14/136

1 Claim, 7 Drawing Sheets



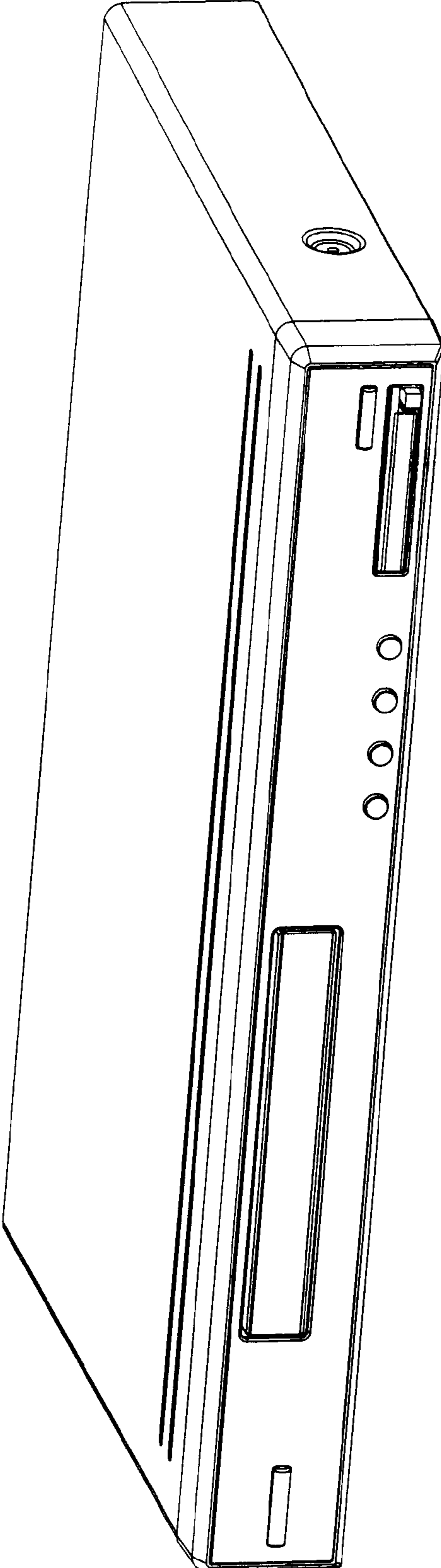


FIG. 1

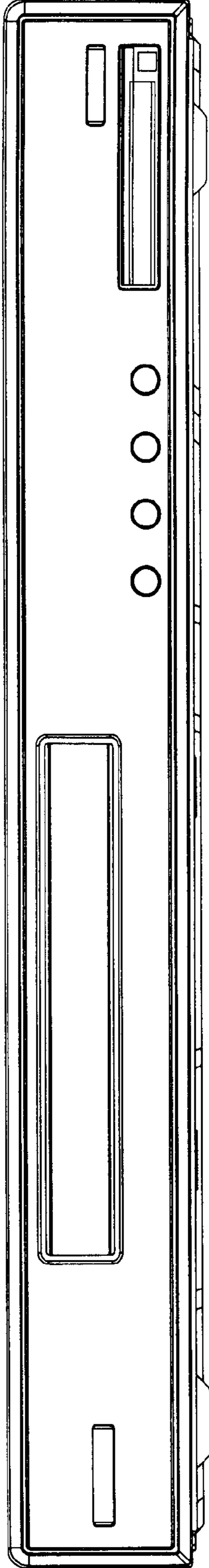


FIG. 2

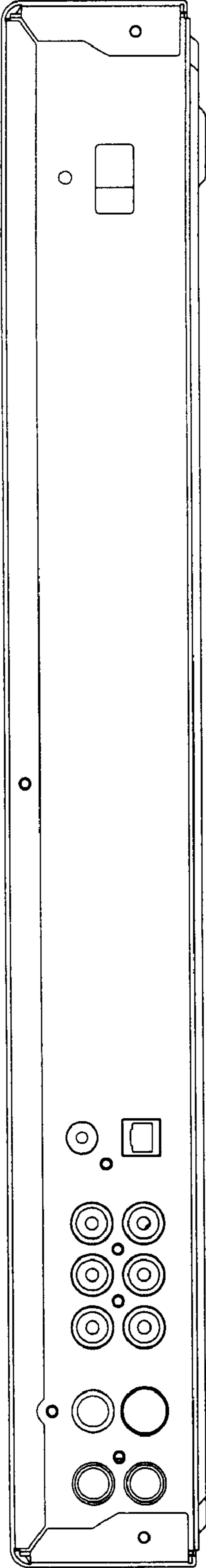


FIG. 3

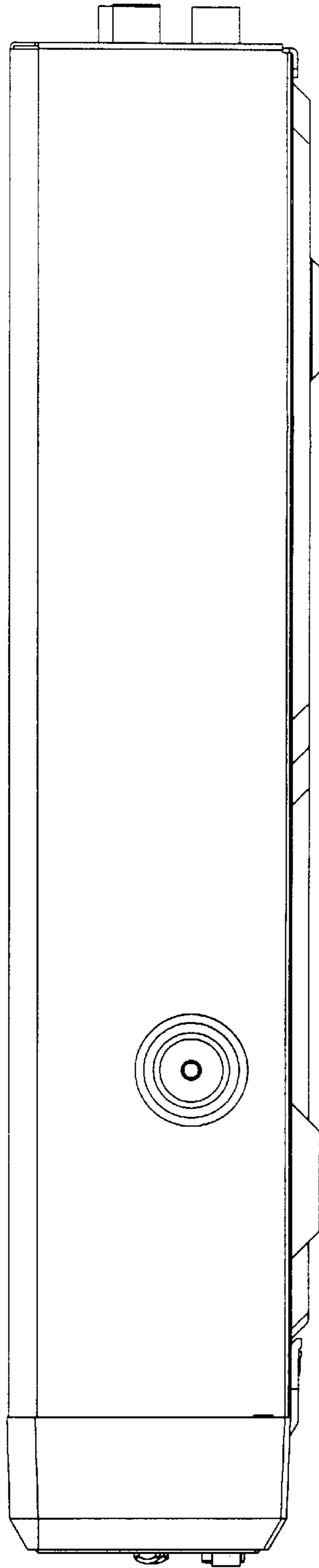


FIG. 4

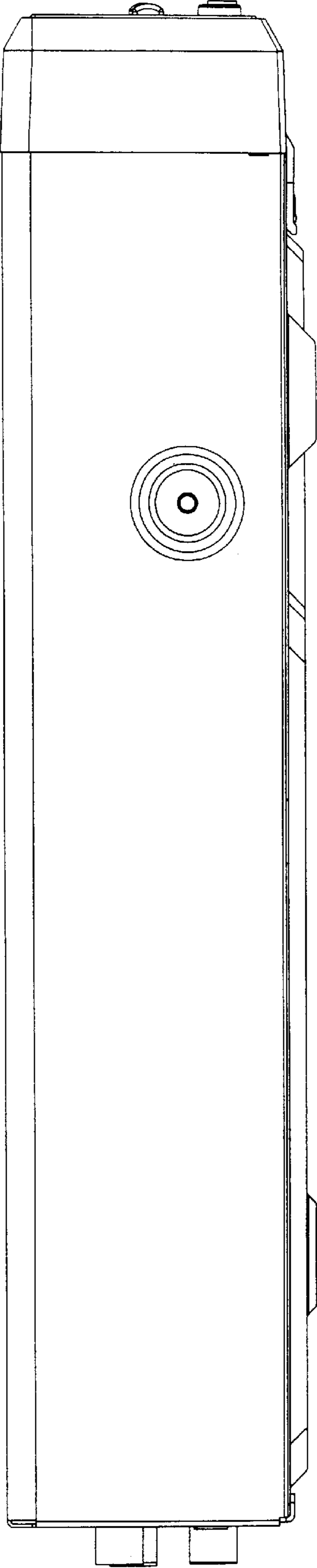


FIG. 5




FIG. 6




FIG. 7