



US00D511311S

(12) **United States Design Patent** (10) **Patent No.:** **US D511,311 S**
Tirakian (45) **Date of Patent:** **** Nov. 8, 2005**

(54) **HEART DESIGN FOR DIAMONDS**

(76) Inventor: **John Tirakian**, 9 Parkwood Dr., Great Neck, NY (US) 11023

(**) Term: **14 Years**

(21) Appl. No.: **29/198,529**

(22) Filed: **Jan. 30, 2004**

(51) **LOC (8) Cl.** **11-01**

(52) **U.S. Cl.** **D11/91; D11/56**

(58) **Field of Search** **D11/1-2, 26-29, D11/89-92; 63/26-28, 32**

(56) **References Cited**

U.S. PATENT DOCUMENTS

D36,094 S	*	10/1902	Such	D11/56
D145,273 S		7/1946	Philippe	D45/19
D152,092 S		12/1948	Katz	D45/19
D156,425 S		12/1949	Katz	D45/9
D164,002 S		7/1951	Katz	D45/16
D165,468 S		12/1951	Katz	D45/19
D165,528 S		12/1951	Katz	D45/19
3,016,178 A	*	1/1962	Knocks	229/116.2
3,610,510 A	*	10/1971	Lowry	229/116.2
D245,591 S		8/1977	Rieger	D11/1
D331,726 S		12/1992	Chia	D11/93
D337,069 S		7/1993	Chia et al.	D11/93
D339,311 S		9/1993	Ambar	D11/81
D369,988 S		5/1996	Jacoby	D11/56
D378,502 S	*	3/1997	Szlanfucht	D11/81

D395,256 S		6/1998	Udco	D11/56
D444,409 S		7/2001	Shriqui	D11/81
D448,318 S	*	9/2001	Chia et al.	D11/93
6,324,868 B1	*	12/2001	Chen et al.	63/1.14
6,324,869 B1	*	12/2001	Vanlioglu	63/31
D453,122 S	*	1/2002	Chia et al.	D11/93
D455,670 S		4/2002	Kurylo	D11/81
D471,838 S	*	3/2003	Chia et al.	D11/93
D474,967 S	*	5/2003	Kaneko	D9/438

* cited by examiner

Primary Examiner—Ralf Seifert

(74) *Attorney, Agent, or Firm*—Levisohn, Berger & Langsam, LLP

(57) **CLAIM**

The ornamental design for a heart design for diamonds, as shown and described.

DESCRIPTION

FIG. 1 is a perspective view of a first embodiment of this invention;


FIG. 2 is a top plan view of this invention; and,

FIG. 3 is a bottom plan view of the invention shown in FIG. 1.

No side or front views are shown as they would merely be duplicative of showing the side edge of the raised portion of the heart from the side.

It being understood that the broken lines are for illustrative purposes only and form no part of the claimed design.

1 Claim, 3 Drawing Sheets






FIG. 1




FIG. 2




FIG. 3