



US00D511291S

(12) **United States Design Patent** (10) **Patent No.:** **US D511,291 S**
Van Handel (45) **Date of Patent:** **** Nov. 8, 2005**

(54) **DOORKNOB**

(75) Inventor: **Mark Van Handel**, Milwaukee, WI (US)

(73) Assignee: **Master Lock Company**, Oak Creek, WI (US)

(**) Term: **14 Years**

(21) Appl. No.: **29/203,383**

(22) Filed: **Apr. 14, 2004**

(51) **LOC (8) Cl.** **08-06**

(52) **U.S. Cl.** **D8/310**

(58) **Field of Search** D8/301, 302, 305, D8/DIG. 2, 307, 310, 341, 338, 350, 352, 379; D23/250, 251, 254; 292/347, 357; 16/402, 412, 110.1, 414, 417, 433, 441, 442, DIG. 30, 903; 4/691, 234, 246.1

D385,956 S 11/1997 Doughty et al.
 5,685,583 A 11/1997 Mack et al.
 D396,179 S 7/1998 Burns et al.
 D396,180 S 7/1998 Burns et al.
 D401,834 S 12/1998 Burns et al.
 D403,750 S 1/1999 Fabian
 D405,216 S 2/1999 Porter et al.
 D405,995 S 2/1999 Harris
 D427,291 S 6/2000 Milrud et al.
 D429,455 S 8/2000 Burns et al.
 D454,049 S * 3/2002 LaPlume et al. D8/301
 D467,488 S 12/2002 Su
 D485,795 S 1/2004 Murray
 D492,887 S * 7/2004 Wu D8/310

OTHER PUBLICATIONS

McGraw-Hill Construction Sweets Catalog, 1996., p. 30. (1 page).*

Sager Hardware Catalog, 1937.,pp. 30A, 31A, & 257 (3 pages).*

* cited by examiner

Primary Examiner—Prabhakar Deshmukh
Assistant Examiner—Jean E. McCormick
 (74) *Attorney, Agent, or Firm*—Calfee, Halter & Griswold, LLP

(56) **References Cited**

U.S. PATENT DOCUMENTS

D43,534 S * 2/1913 Hawley D8/310
 D105,146 S * 6/1937 Sinko D8/310
 D164,606 S 10/1951 Schlage
 D173,850 S * 1/1955 Ohno D8/310
 D179,220 S * 11/1956 Russell D8/310
 D179,458 S * 12/1956 Ohno D8/310
 D179,679 S * 2/1957 Ellis D8/310
 D180,188 S 4/1957 Herider
 2,797,950 A 7/1957 Michael
 D182,623 S * 4/1958 Russell D8/321
 D186,083 S * 9/1959 Mair D8/310
 D199,922 S * 12/1964 Schlage D8/310
 D225,393 S * 12/1972 Giandomenico D8/310
 D262,773 S 1/1982 Wansbrough et al.
 D263,554 S 3/1982 Wasbrough et al.
 D271,464 S 11/1983 Carlson
 D283,800 S 5/1986 Beerens
 D337,813 S 7/1993 Levien
 D348,602 S 7/1994 Carsello
 D355,838 S 2/1995 Chieda
 D368,640 S 4/1996 Sonnenleiter
 D369,086 S 4/1996 Bergen

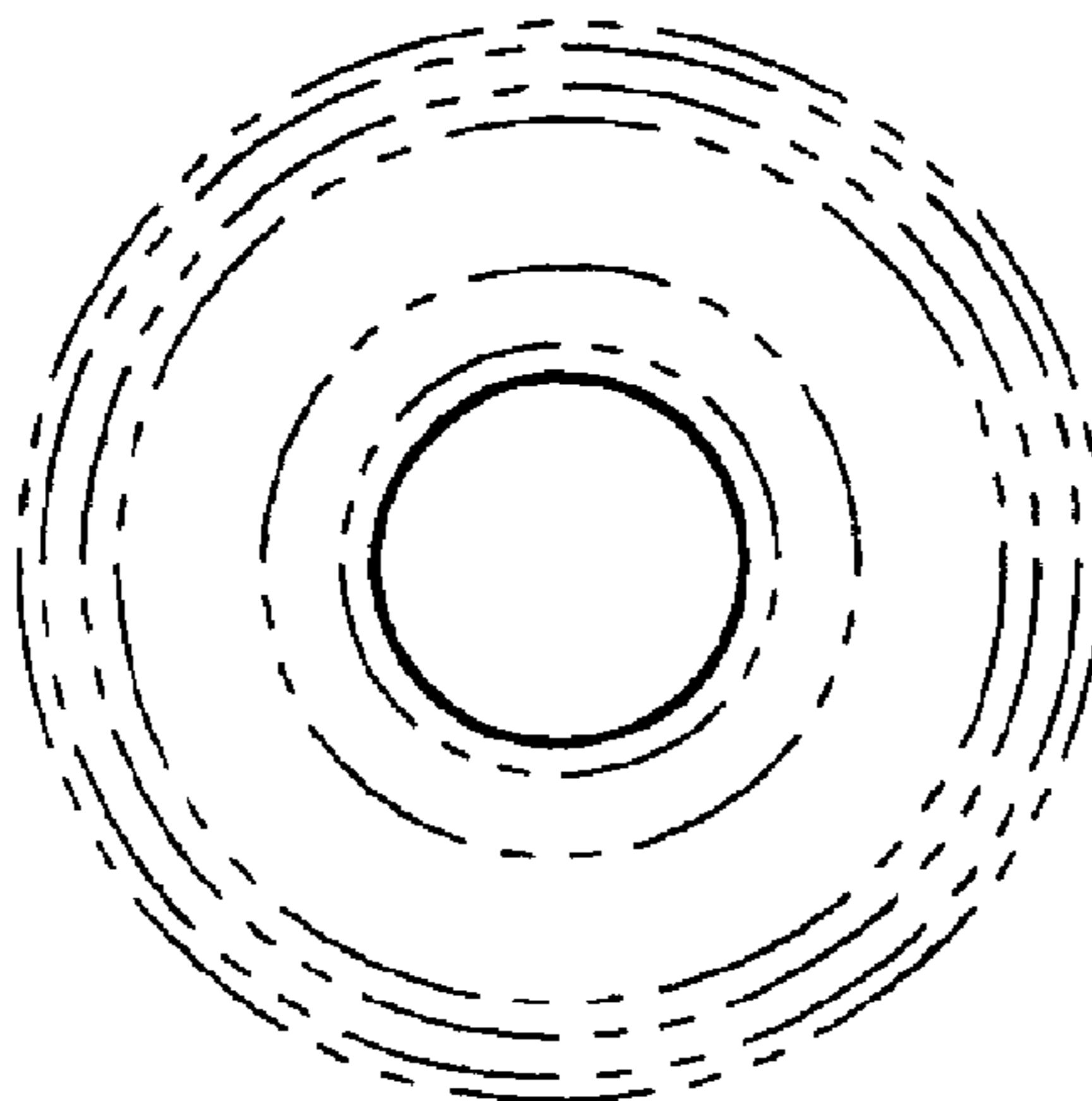
(57) **CLAIM**

The ornamental design for a doorknob, as shown and described.

DESCRIPTION

FIG. 1 is a back view of a doorknob of the new design; FIG. 2 is a top view of the doorknob of FIG. 1, the bottom view being identical; FIG. 3 is a front view of the doorknob of FIG. 1; FIG. 4 is a perspective view of the doorknob of FIG. 1; FIG. 5 is a back view of a second embodiment of a doorknob of the new design; FIG. 6 is a top view of the doorknob of FIG. 5, the bottom view being identical; FIG. 7 is a front view of the doorknob of FIG. 5; and, FIG. 8 is a perspective view of the doorknob of FIG. 5. The portions of the Figures shown in phantom lines are not part of the claimed design but are for illustration only.

1 Claim, 2 Drawing Sheets



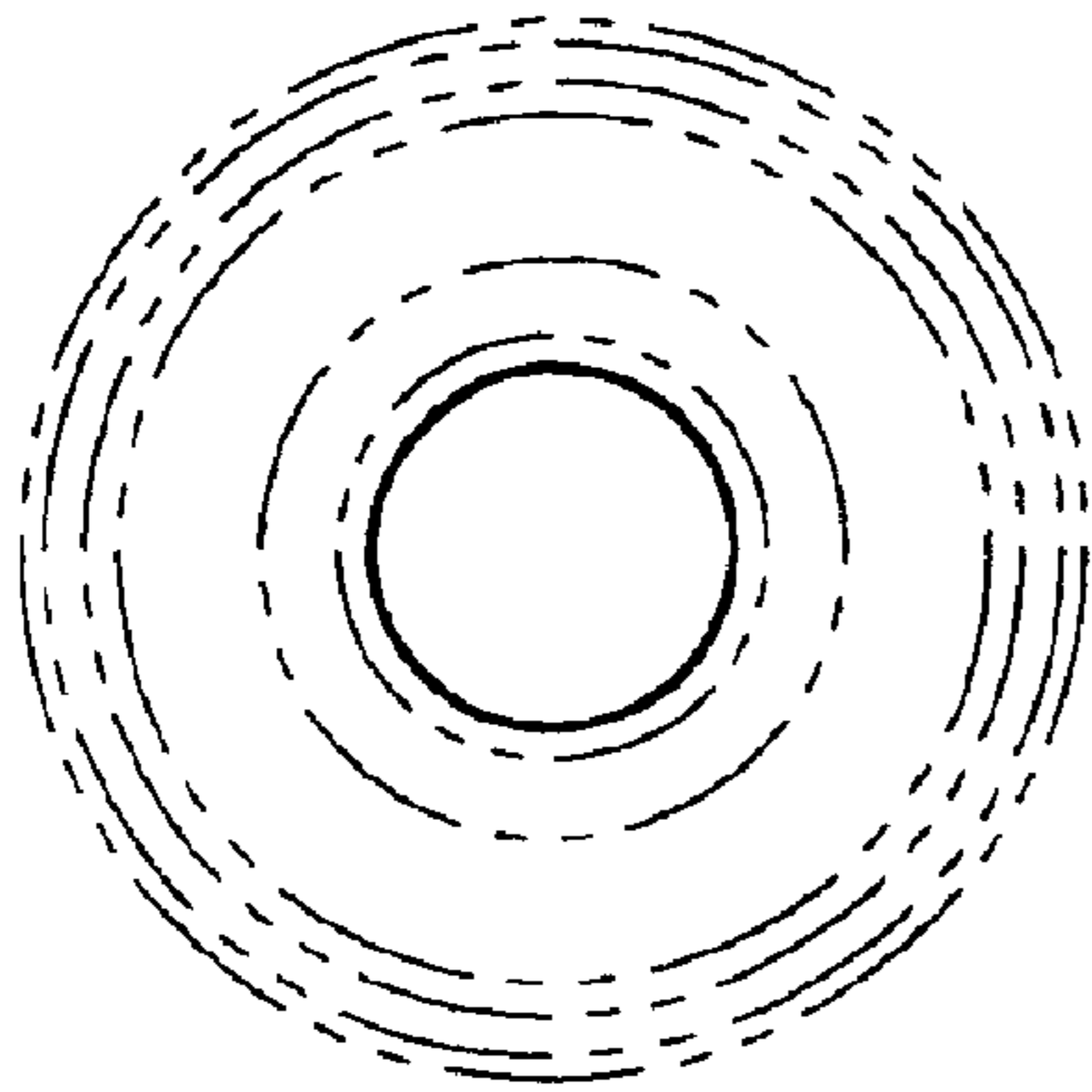


FIG. 1

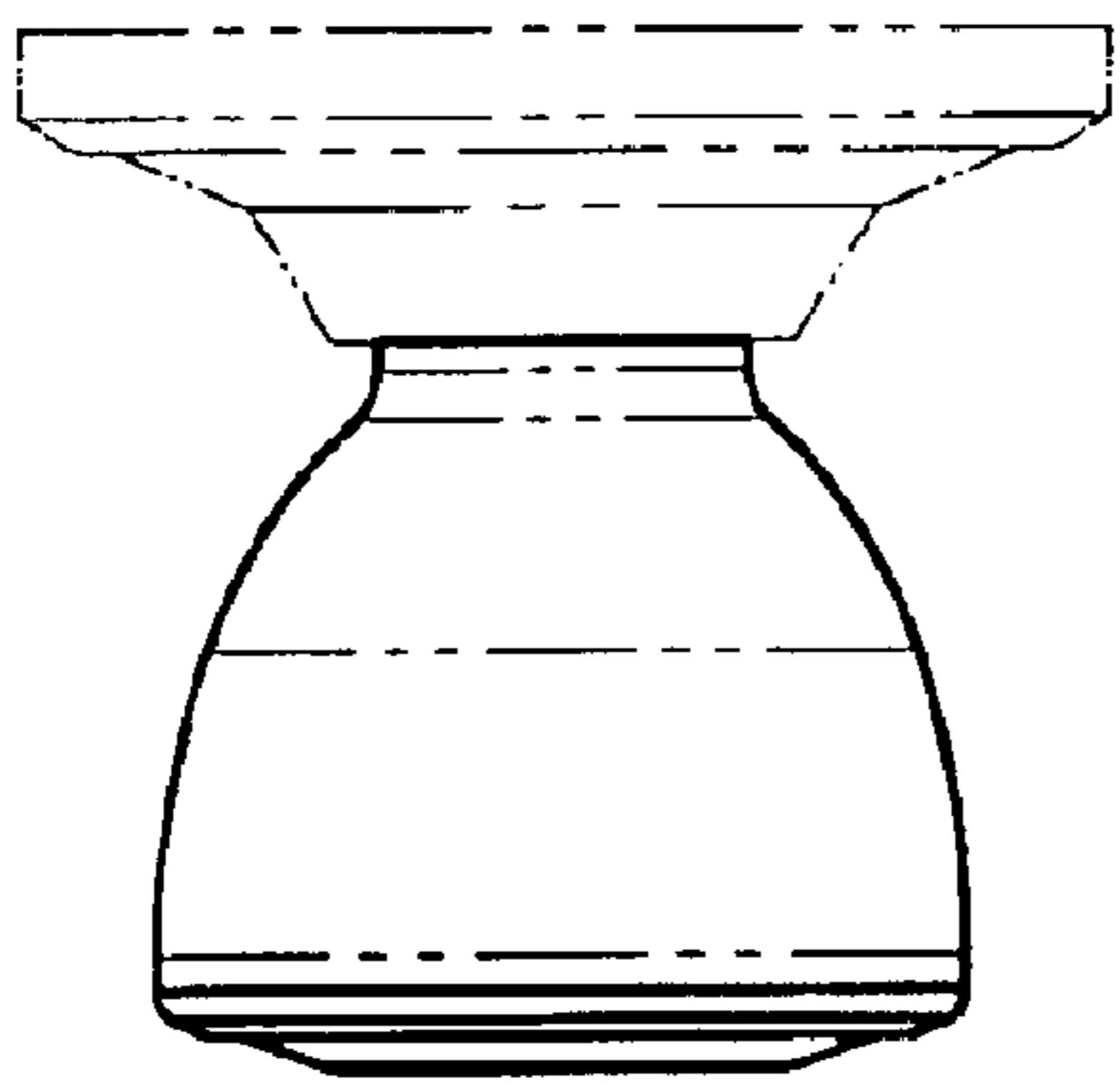


FIG. 2

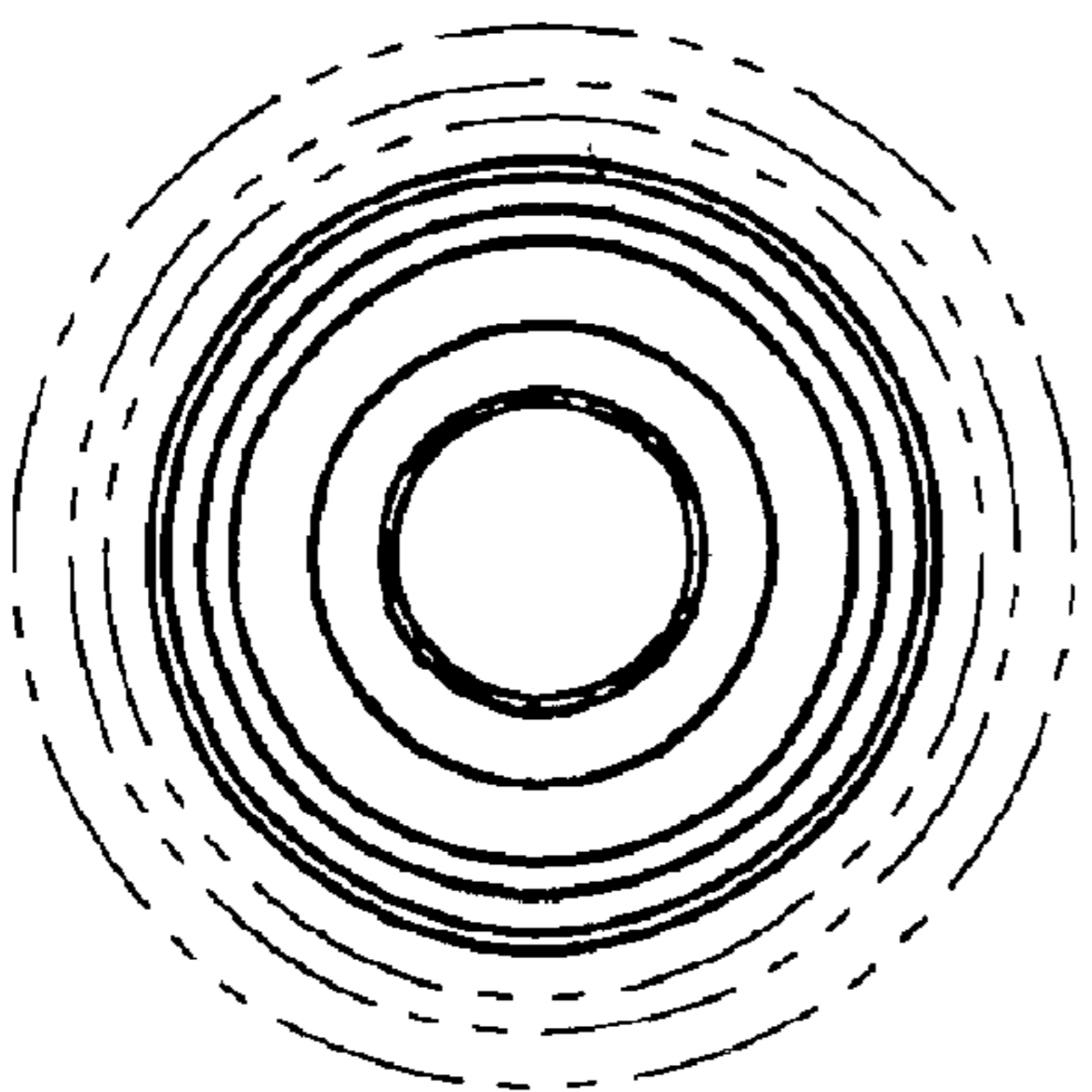


FIG. 3

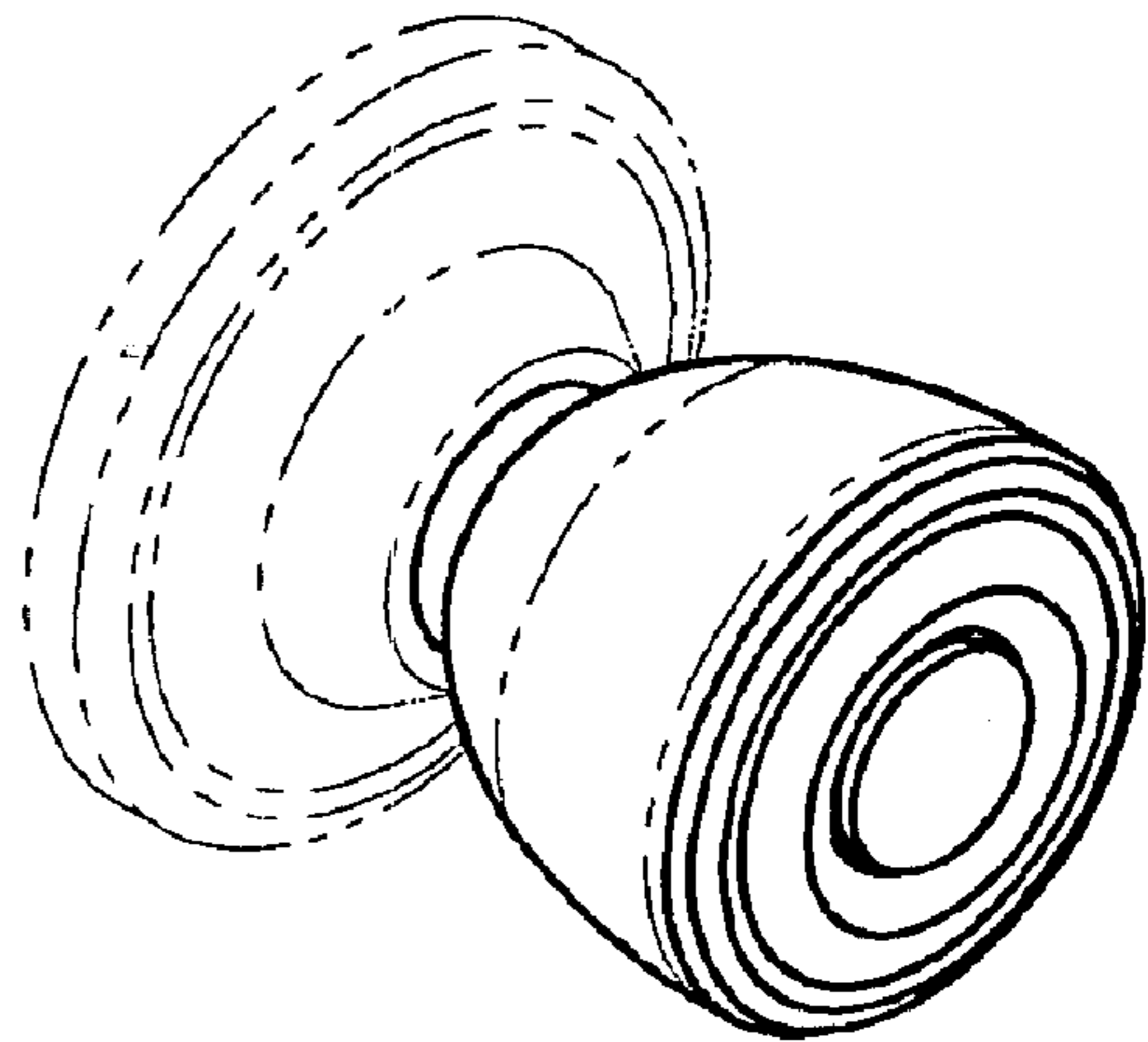


FIG. 4

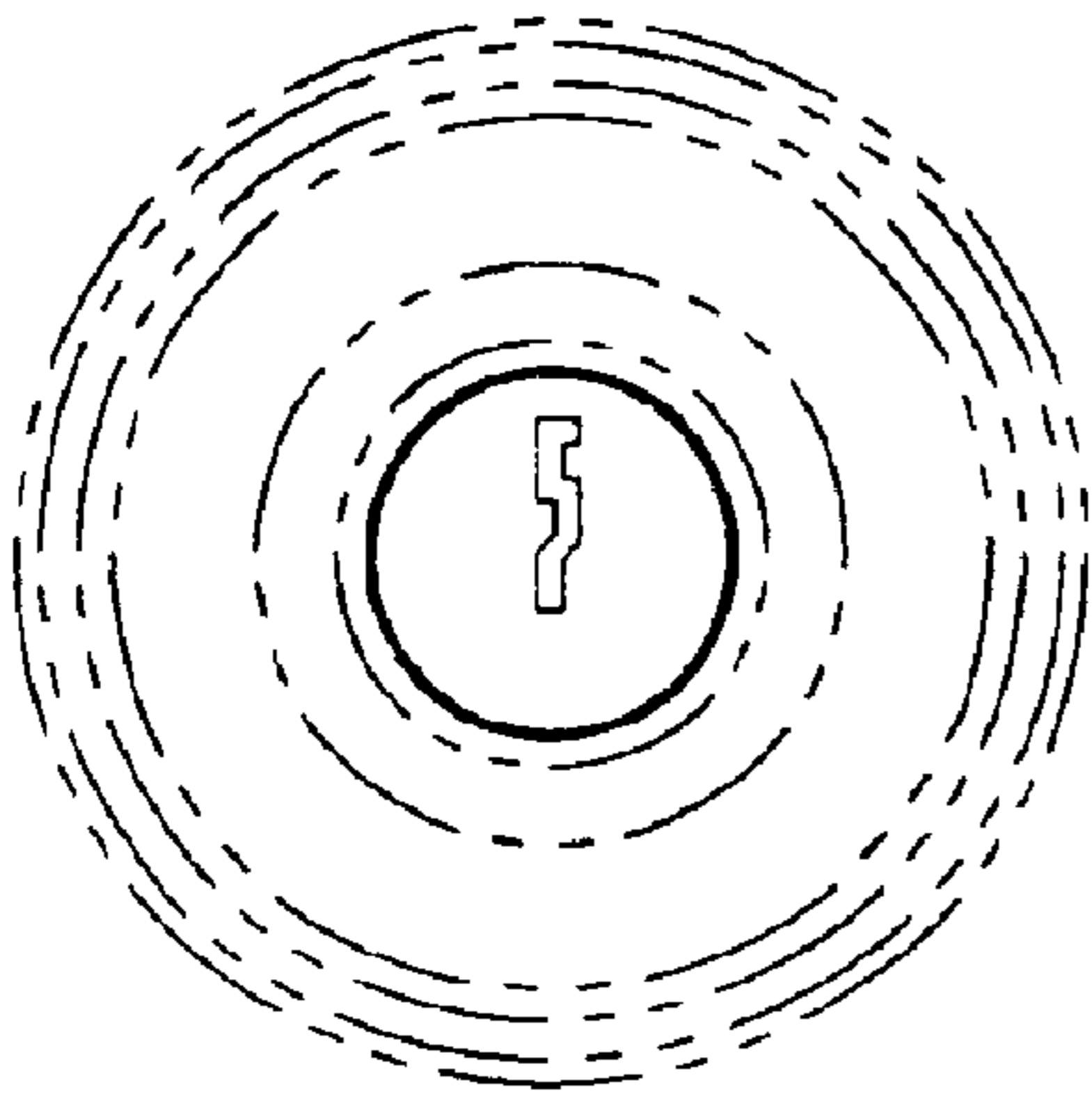


FIG. 5

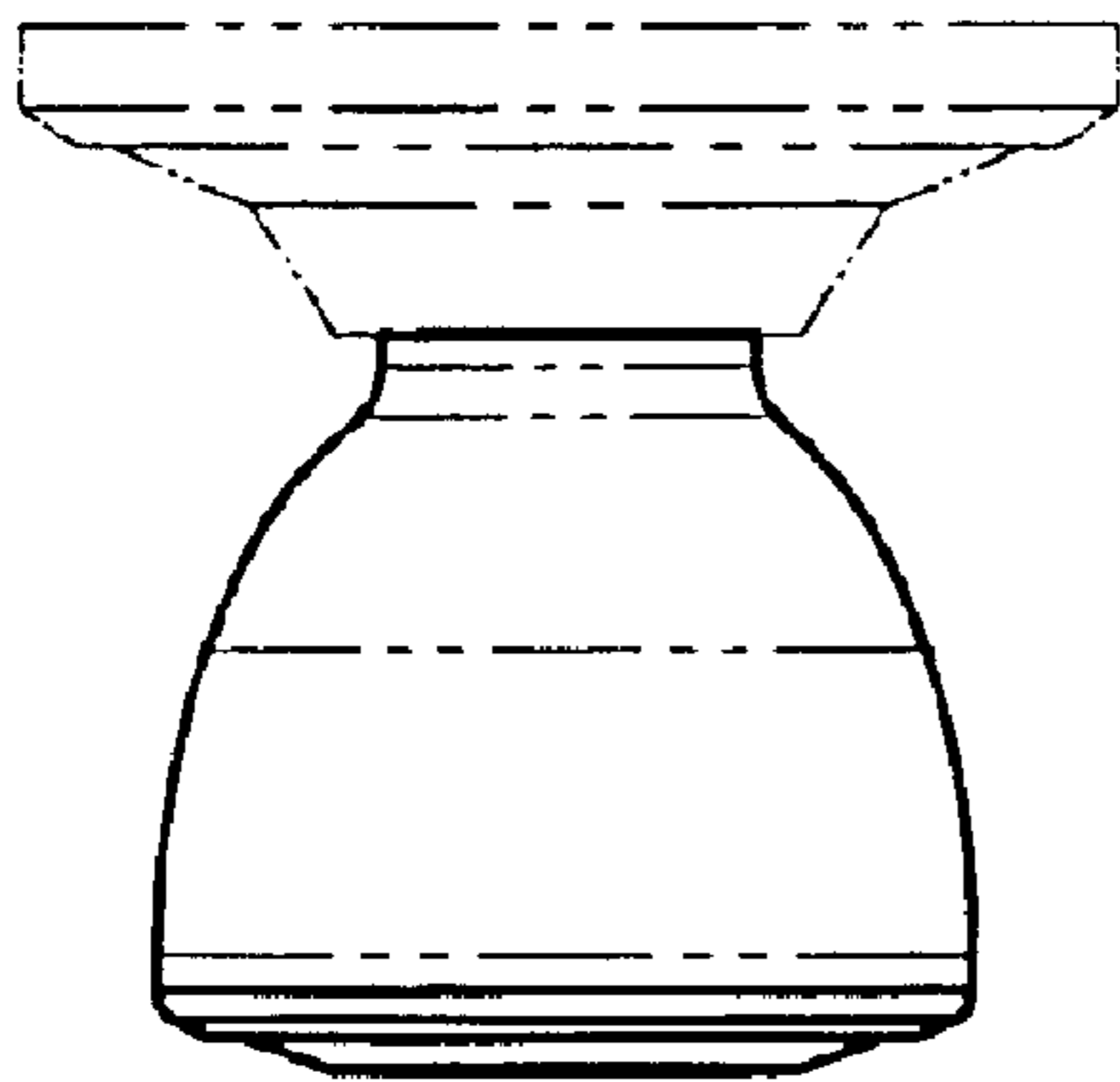


FIG. 6

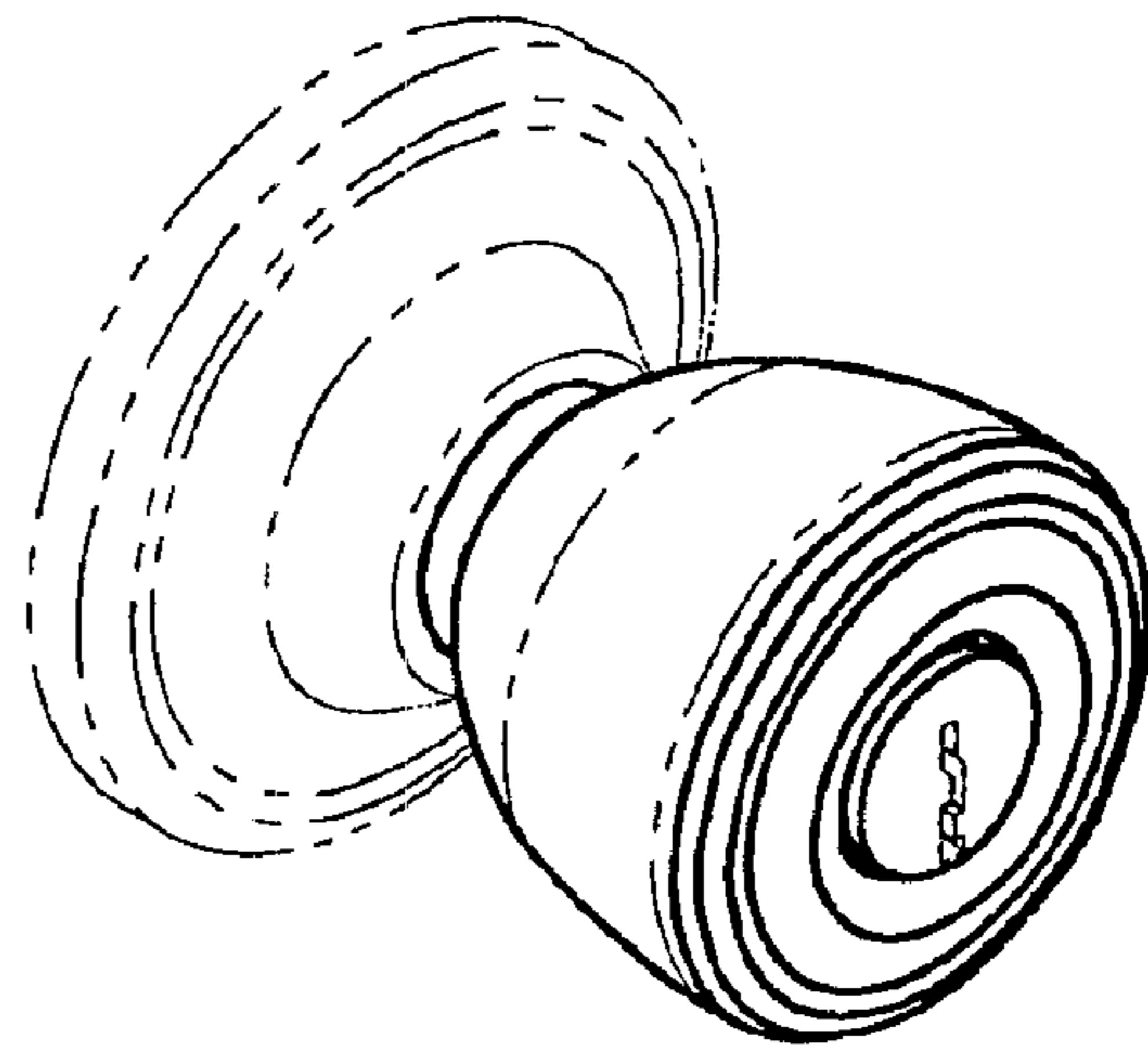


FIG. 8

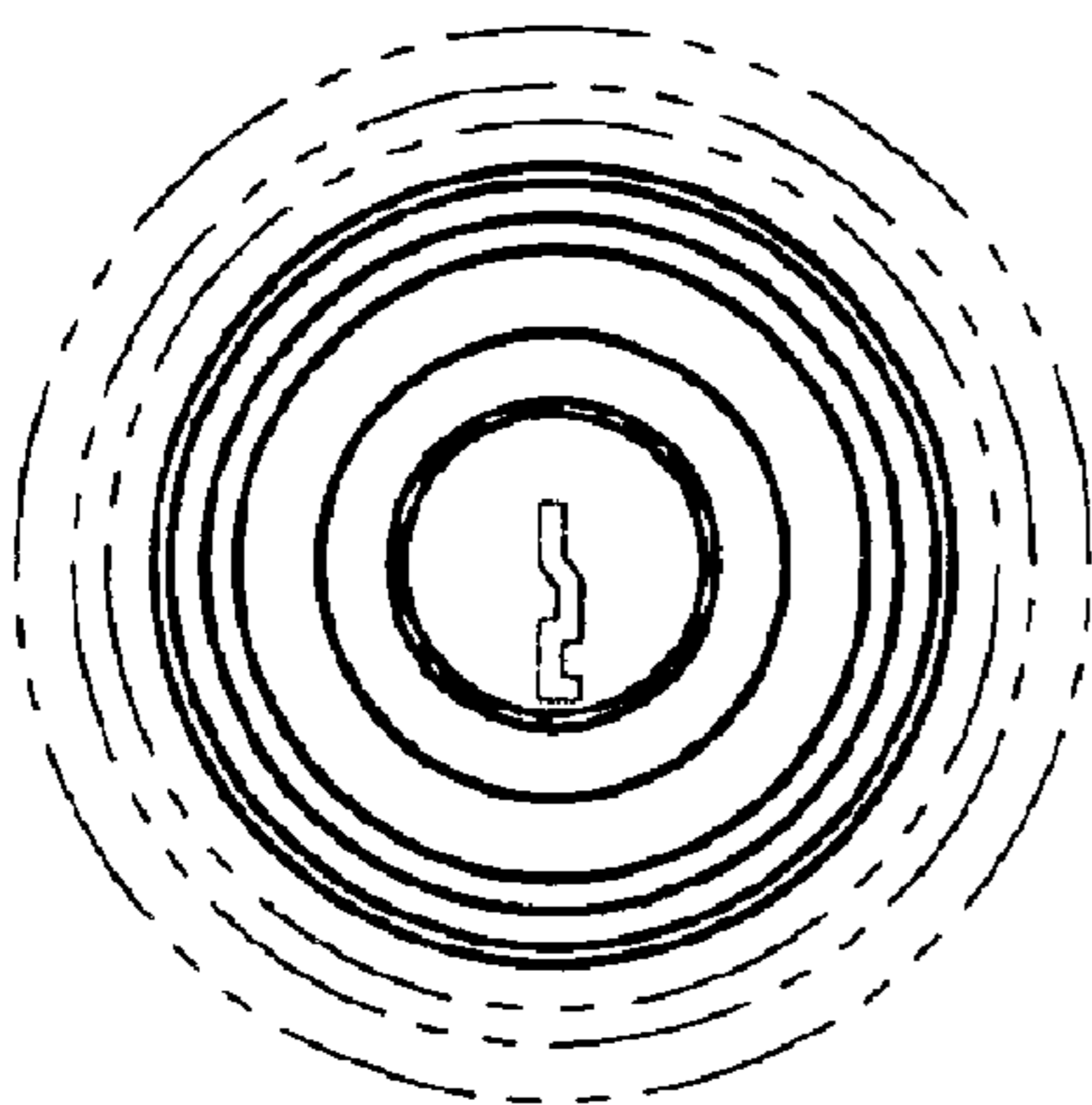


FIG. 7