



US00D511290S

(12) **United States Design Patent**
Coudurier

(10) **Patent No.: US D511,290 S**
(45) **Date of Patent: ** Nov. 8, 2005**

- (54) **KNOB**
- (75) Inventor: **Olivier Coudurier**, Marigny Saint Marcel (FR)
- (73) Assignee: **Tefal S.A.**, Rumilly (FR)
- (**) Term: **14 Years**
- (21) Appl. No.: **29/202,047**
- (22) Filed: **Mar. 25, 2004**
- (51) **LOC (8) Cl. 08-06**
- (52) **U.S. Cl. D8/310**
- (58) **Field of Search** D6/522, 546; D8/300, D8/301, 305, 307, 158, 308, 310-320, 330, 331, 336, 338, 341, 343, 352; D13/171, 174; D23/254, 255, 257, 262, 238, 242; 16/11 R, 111 R, 121, 124, 125, 419, 725; 248/212; 4/576.1, 676, 628

- D328,335 S * 7/1992 Yost D23/250
- D374,658 S * 10/1996 Bever et al. D13/177
- D377,337 S * 1/1997 Schaeffer D13/171
- D444,695 S * 7/2001 Decosse D8/311
- D467,489 S * 12/2002 Rubinson D8/310
- D469,411 S * 1/2003 Decosse D13/174

* cited by examiner

Primary Examiner—Stella Reid
Assistant Examiner—Jean E. McCormick
(74) *Attorney, Agent, or Firm*—Fross, Zelnick Lehrman & Zissu, P.C.; David I. Greenbaum, Esq.

(57) **CLAIM**

The ornamental design for a knob, as shown and described.


DESCRIPTION

FIG. 1 is a perspective view of a handle showing the new design;
FIG. 2 is a top view of the handle shown in FIG. 1;
FIG. 3 is a bottom view of the handle shown in FIG. 1;
FIG. 4 is a front view of the handle shown in FIG. 1;
FIG. 5 is a rear view of the handle shown in FIG. 1; and,
FIG. 6 is a right side view of the handle shown in FIG. 1, the left side being a mirror image.

(56) **References Cited**
U.S. PATENT DOCUMENTS

- D291,237 S * 8/1987 Delepine D23/254
- D291,824 S * 9/1987 Lathrop D23/254
- D301,307 S * 5/1989 Pakzad D9/535
- D312,769 S * 12/1990 Bisbing D8/338

1 Claim, 6 Drawing Sheets






FIGURE 1

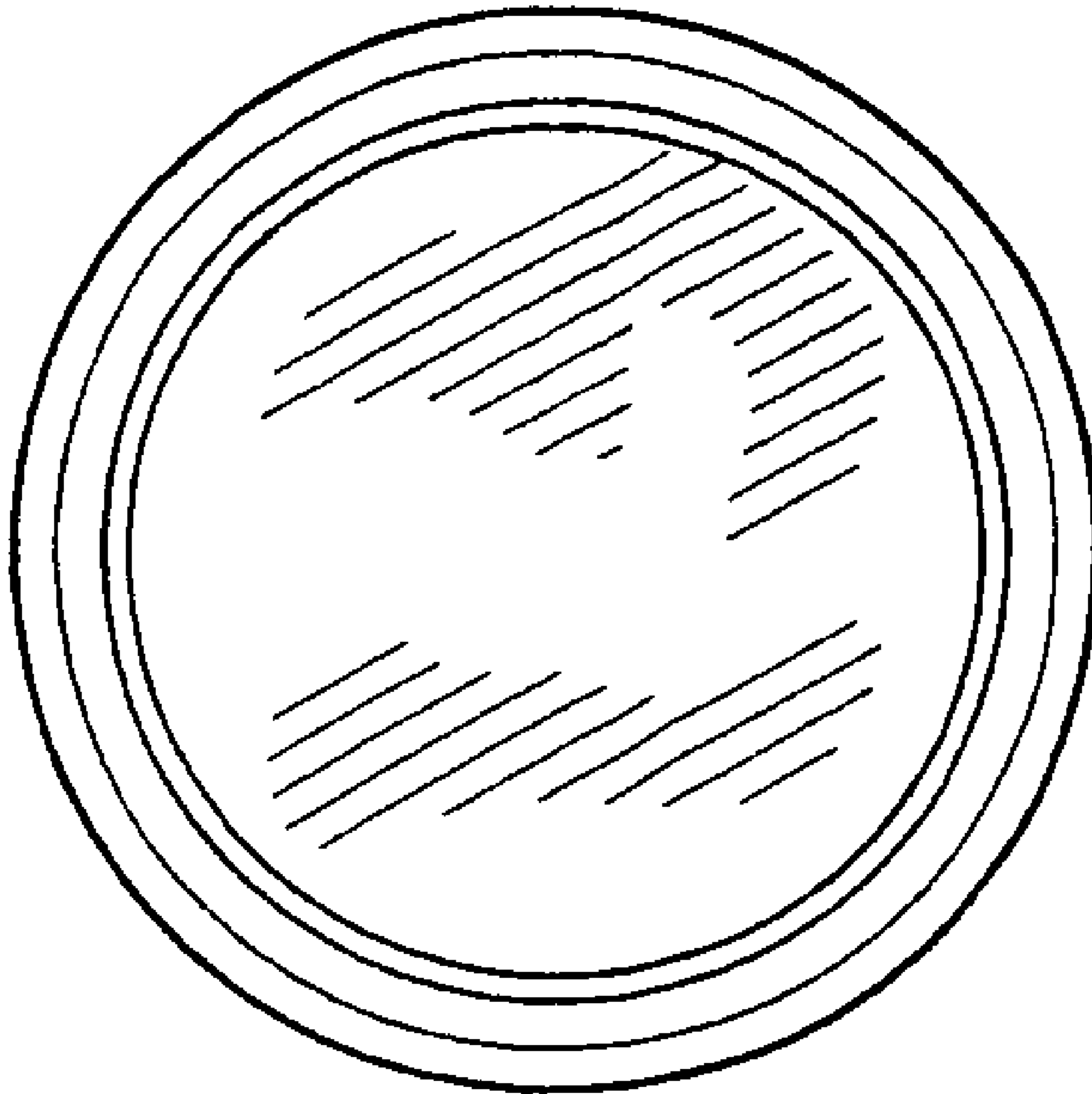


FIGURE 2



FIGURE 3




FIGURE 4




FIGURE 5




FIGURE 6