



US00D511272S

(12) **United States Design Patent** (10) **Patent No.:** **US D511,272 S**  
**Grützke et al.** (45) **Date of Patent:** **\*\* Nov. 8, 2005**

(54) **STOVE FRONT**

(75) Inventors: **Joachim Grützke**, New Bern, NC (US); **Thomas Knöller**, Karlsruhe (DE); **Ralf Grobleben**, Bretten (DE)

(73) Assignee: **BSH Bosch und Siemens Hausgeraete GmbH**, Munich (DE)

(\*\*) Term: **14 Years**

(21) Appl. No.: **29/211,905**

(22) Filed: **Aug. 24, 2004**

(30) **Foreign Application Priority Data**

Feb. 24, 2004 (EP) ..... 000144100

(51) **LOC (8) Cl.** ..... **07-02**

(52) **U.S. Cl.** ..... **D7/405**

(58) **Field of Search** ..... D7/405-406, 348-349; D32/3, 28; 34/524, 88; 312/31; 126/183, 52, 19 R, 273 R, 42, 39 B, 190, 198, 1 R, 37 R, 39 R, 21 R, 19 M, 273 A

(56) **References Cited**

**U.S. PATENT DOCUMENTS**

5,441,036 A \* 8/1995 Mikalauskas et al. .... 126/198

**OTHER PUBLICATIONS**

Electrolux 3D Design Multifunction Electric Oven on the DIY and Hardware Store, www.diy-hardware-store.co.uk, May 3, 2005.\*

\* cited by examiner

*Primary Examiner*—Robert A. Delehanty

(74) *Attorney, Agent, or Firm*—John T. Winburn; Russell W. Warnock; Craig J. Loest

(57) **CLAIM**

The ornamental design for a stove front, as shown and described.

**DESCRIPTION**

FIG. 1 is a perspective view of a stove front showing my ornamental design;


FIG. 2 is a top view of the stove front embodiment shown in FIG. 1;

FIG. 3 is a front plan view of the stove front embodiment shown in FIG. 1;

FIG. 4 is a left side view of the stove front embodiment shown in FIG. 1; and,

FIG. 5 is a right side view of the stove front embodiment shown in FIG. 1.

**1 Claim, 2 Drawing Sheets**






FIG. 1




FIG. 2

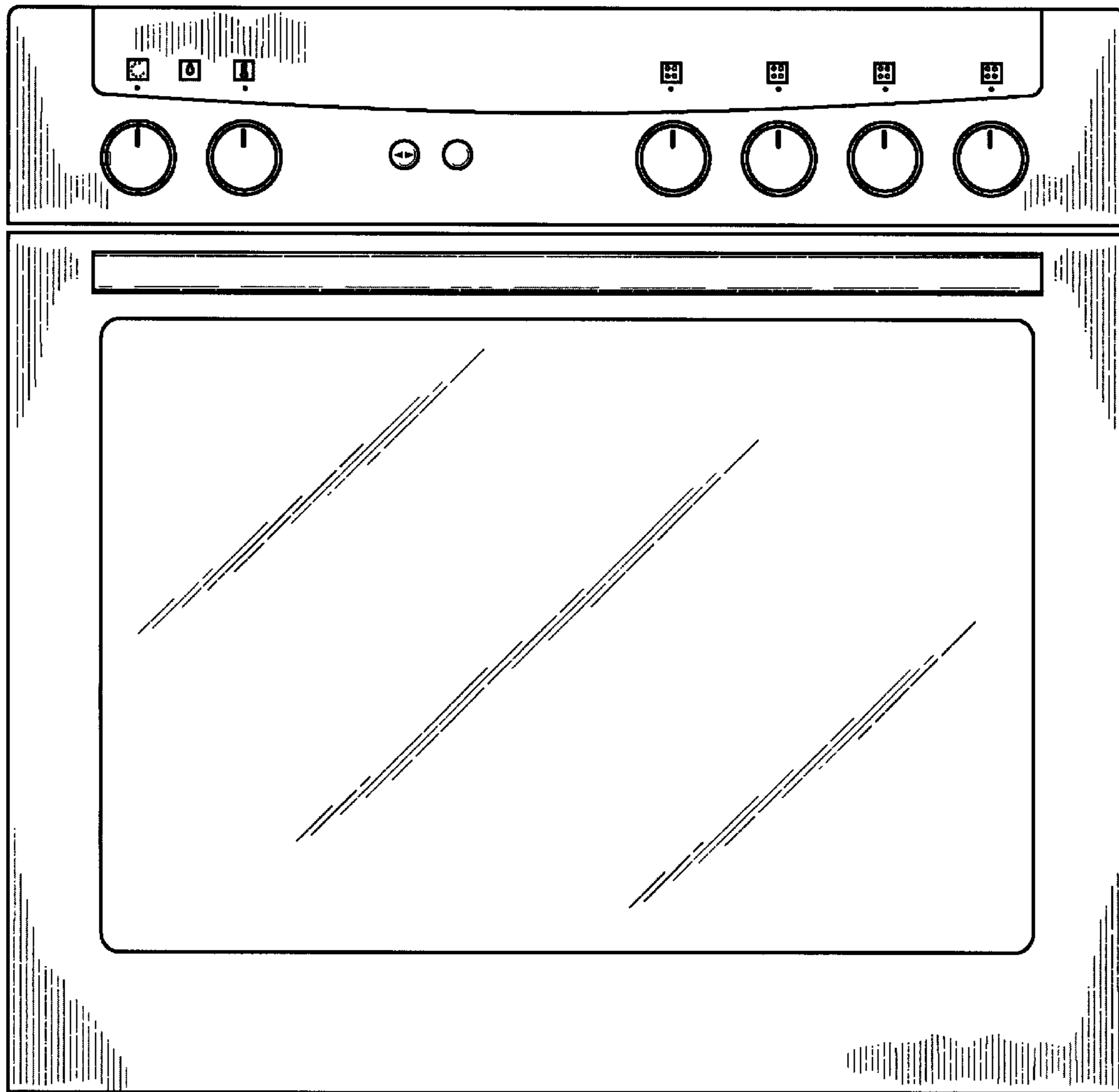


FIG. 3

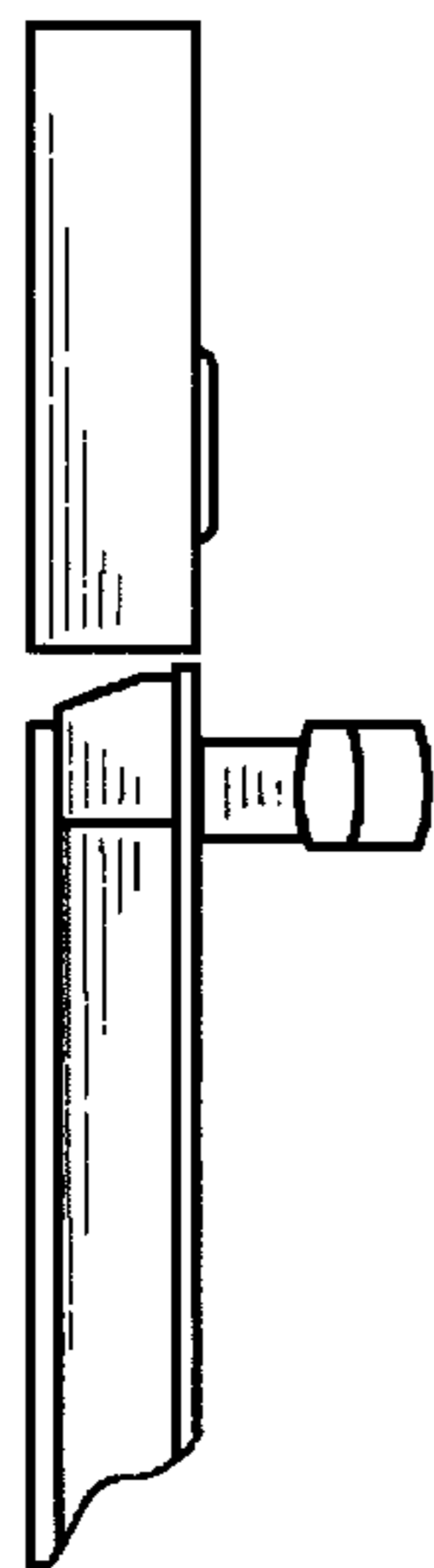


FIG. 4

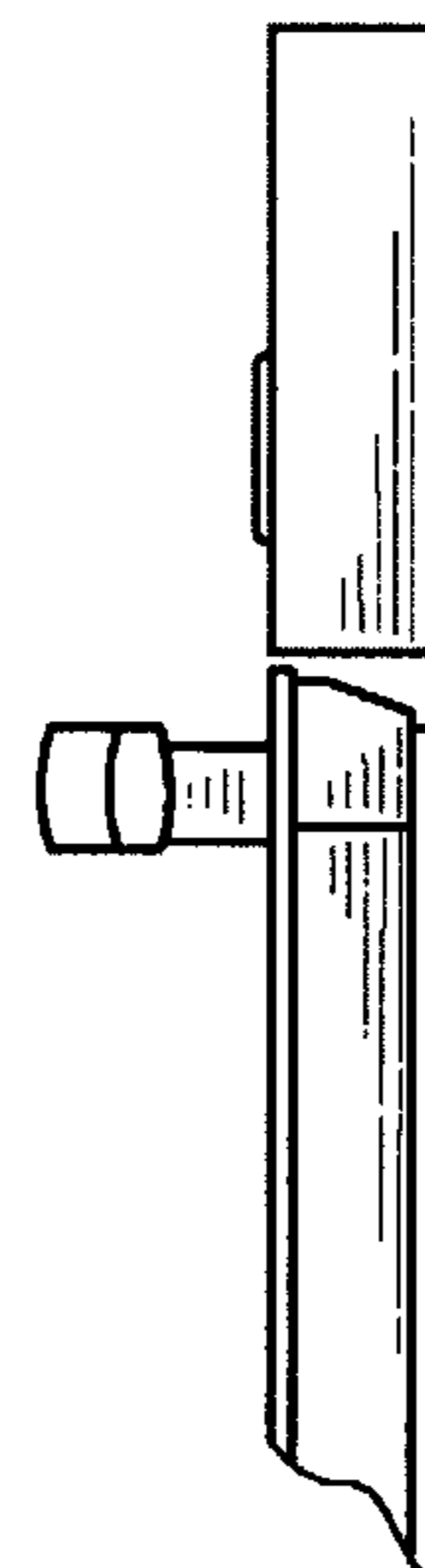


FIG. 5