



US00D511271S

(12) **United States Design Patent** (10) **Patent No.:** **US D511,271 S**
Grützke et al. (45) **Date of Patent:** **** Nov. 8, 2005**

(54) **STOVE FRONT**

OTHER PUBLICATIONS

(75) **Inventors:** **Joachim Grützke**, New Bern, NC (US); **Thomas Knöller**, Karlsruhe (DE); **Ralf Grobleben**, Bretten (DE)

Neff Compact Single Oven on the DIY and Hardware Store, www.diy-hardware-store.co.uk, May 3, 2005.*

* cited by examiner

(73) **Assignee:** **BSH Bosch und Siemens Hausgeraete GmbH**, Munich (DE)

Primary Examiner—Robert A. Delehanty

(74) *Attorney, Agent, or Firm*—John T. Winburn; Russell W. Warnock; Craig J. Loest

(**) **Term:** **14 Years**

(57) **CLAIM**

(21) **Appl. No.:** **29/211,901**

The ornamental design for a stove front, as shown and described.

(22) **Filed:** **Aug. 24, 2004**

(30) **Foreign Application Priority Data**

DESCRIPTION

Feb. 24, 2004 (EM) 000144100

FIG. 1 is a perspective view of a stove front showing my ornamental design;

(51) **LOC (8) Cl.** **07-02**

FIG. 2 is a top view of the stove front embodiment shown in FIG. 1;

(52) **U.S. Cl.** **D7/405**

(58) **Field of Search** D7/405-406, 348-349; D32/3, 28; 34/524, 88; 312/31; 126/183, 52, 19 R, 273 R, 42, 39 B, 190, 198, 1 R, 37 R, 39 R, 21 R, 19 M, 273 A

FIG. 3 is a front plan view of the stove front embodiment shown in FIG. 1;

FIG. 4 is a left side view of the stove front embodiment shown in FIG. 1; and,


FIG. 5 is a right side view of the stove front embodiment shown in FIG. 1.

(56) **References Cited**

U.S. PATENT DOCUMENTS

3,659,578 A * 5/1972 Davis et al. 126/21 R

1 Claim, 2 Drawing Sheets






FIG. 1




FIG. 2

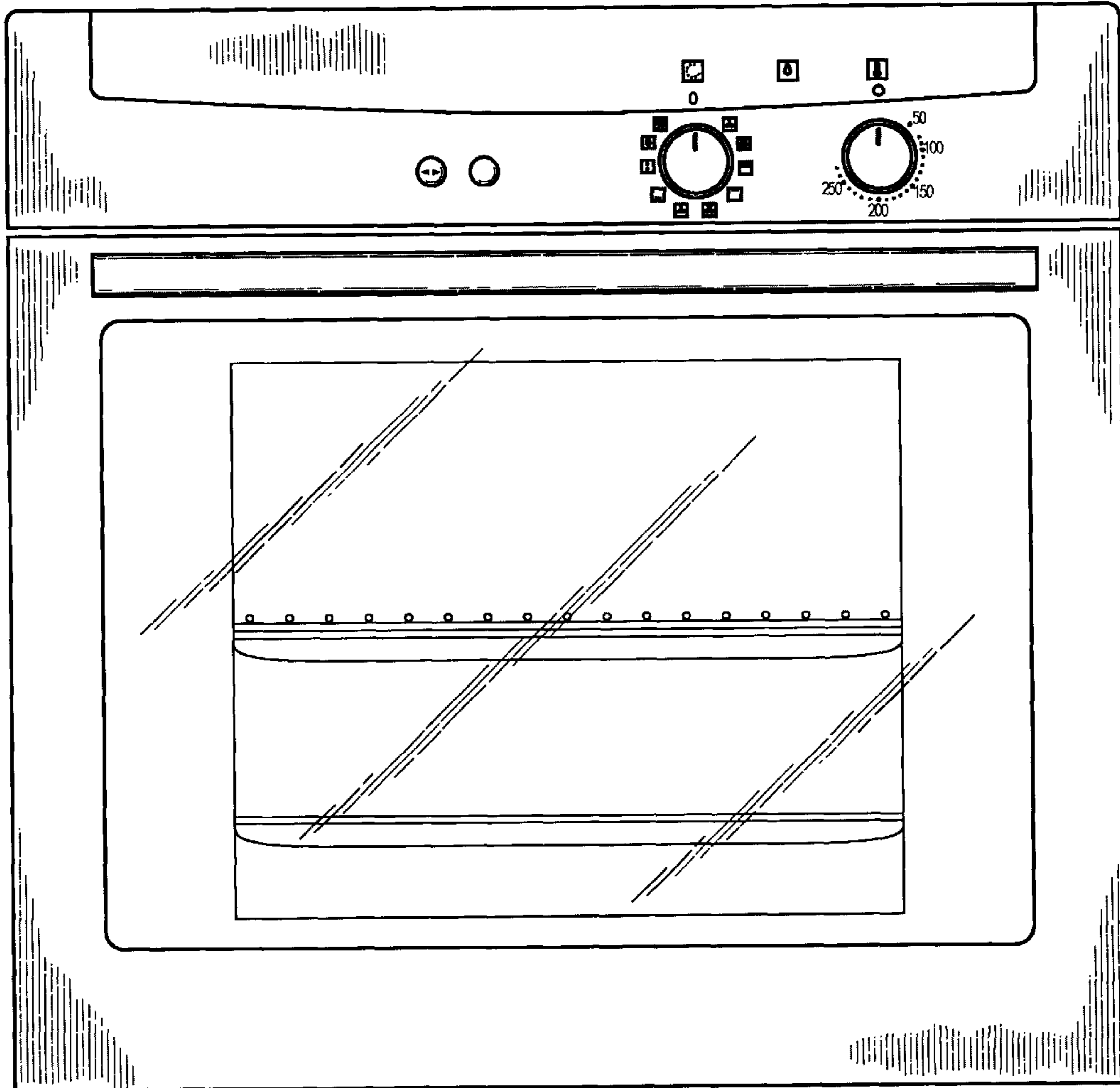


FIG. 3

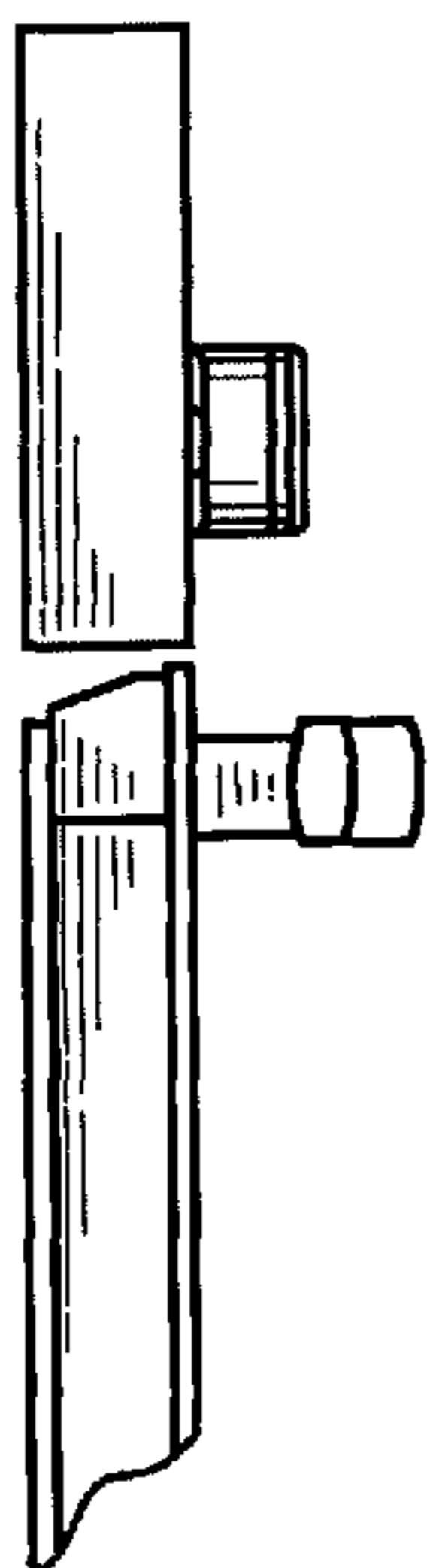


FIG. 4

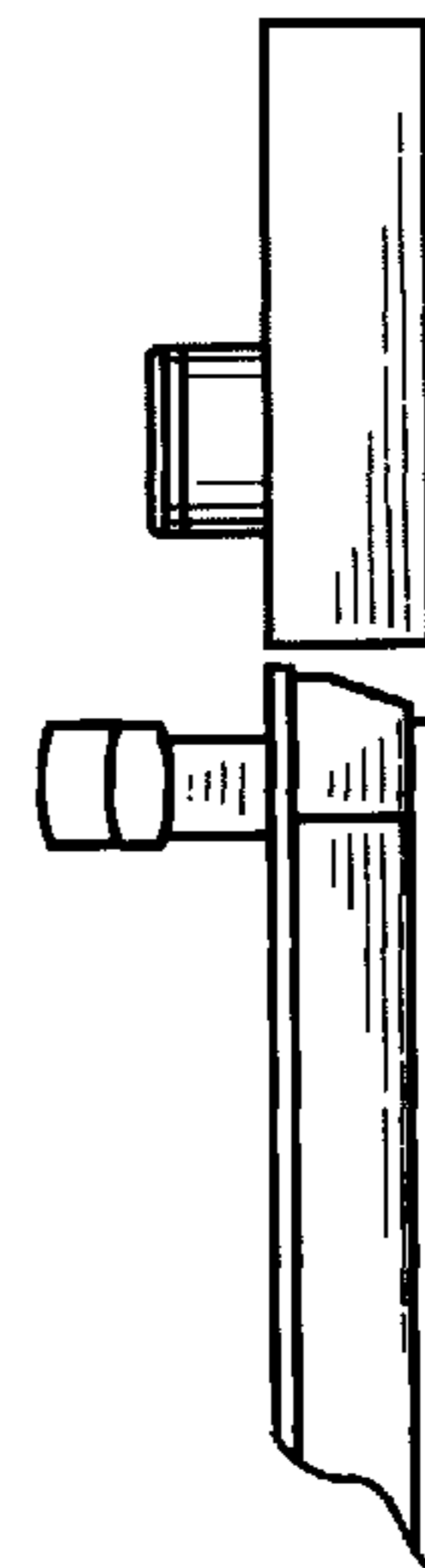


FIG. 5