



US00D511270S

(12) **United States Design Patent** (10) **Patent No.:** **US D511,270 S**
Steiner et al. (45) **Date of Patent:** **** Nov. 8, 2005**

(54) **DRINK MIXER** 2,564,887 A 8/1951 Ernst
D169,829 S 6/1953 Seyfried et al.
(75) Inventors: **Mark C. Steiner**, Richmond, VA (US); 3,311,353 A 3/1967 Rogenski
James H. Hallar, Richmond, VA (US) D211,484 S 6/1968 LeSueur et al.
D261,892 S * 11/1981 Huser D7/379
(73) Assignee: **Hamilton Beach/Proctor-Silex, Inc.**, 4,305,670 A 12/1981 Moskowitz et al.
Glen Allen, VA (US) 4,351,612 A 9/1982 Valbona et al.
D365,496 S 12/1995 McLinden et al.
(**) Term: **14 Years** 5,730,525 A 3/1998 Browne
5,912,039 A 6/1999 Browne
(21) Appl. No.: **29/205,558** D413,226 S 8/1999 Barker
D446,682 S 8/2001 Au

(22) Filed: **May 17, 2004**

* cited by examiner

(51) **LOC (8) Cl.** **31-00**
(52) **U.S. Cl.** **D7/379**
(58) **Field of Search** D7/376-380; 241/282.1,
241/282.2, 291, 292.1, 301; 366/64-67,
98, 100, 129, 130, 199, 206, 325.94, 330.4,
342, 343; 426/565

Primary Examiner—Caron D. Veynar
(74) *Attorney, Agent, or Firm*—Akin Gump Strauss Hauer
& Feld, LLP

(57) **CLAIM**

The ornamental design for a drink mixer, as shown and described.

(56) **References Cited**

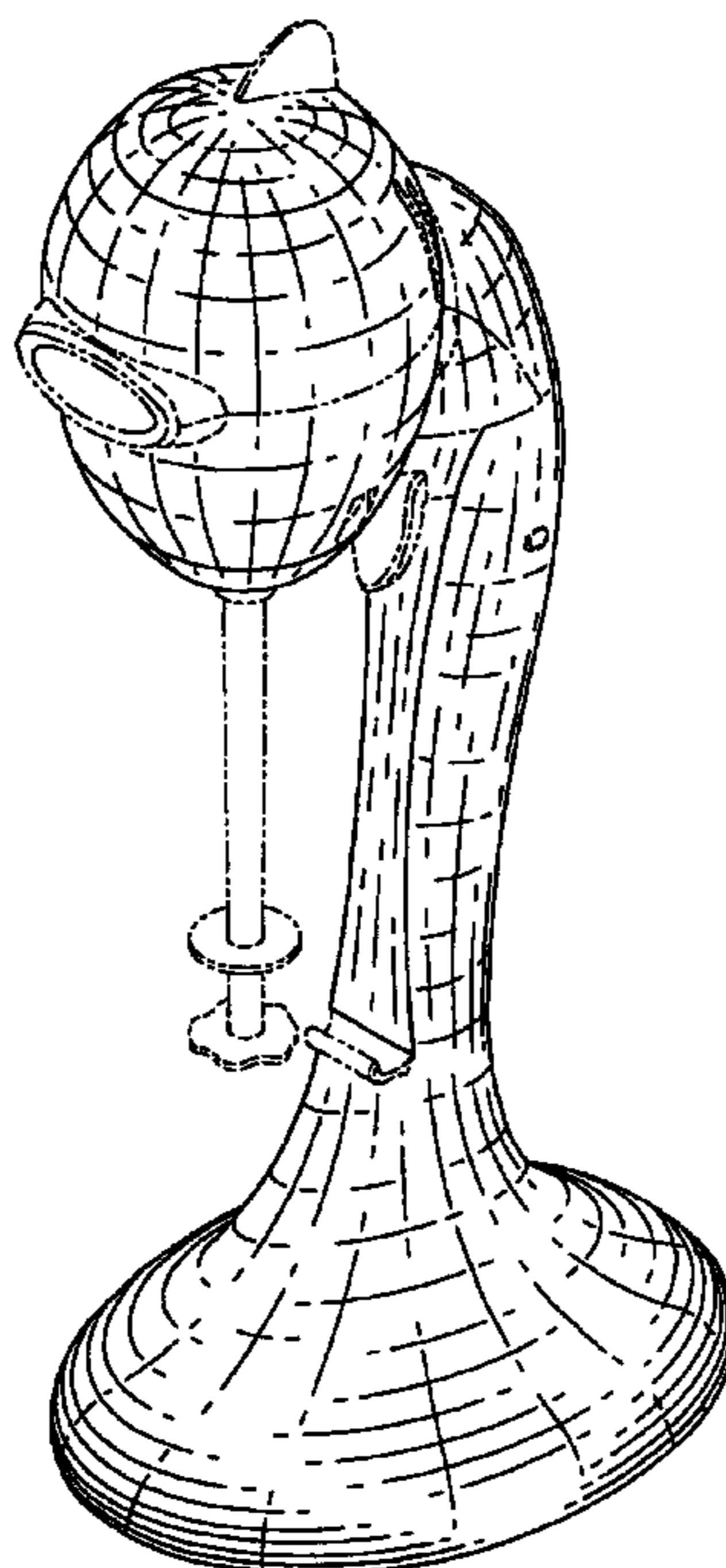
U.S. PATENT DOCUMENTS

1,199,920 A 10/1916 Petitfils
1,532,268 A 4/1925 Ruggabu
1,768,927 A 7/1930 Peters
1,973,091 A 11/1934 Miller
D118,225 S 12/1939 Barnes et al.
2,184,085 A * 12/1939 Ruetz 366/206
D143,929 S 2/1946 Myers
D146,782 S 5/1947 Zimmerman
2,477,764 A 8/1949 Myers
D156,342 S 12/1949 Iannelli
D158,947 S * 6/1950 Ernst D7/379
D163,376 S * 5/1951 Ernst D7/379

DESCRIPTION

FIG. 1 is a top perspective view of a drink mixer in accordance with our new design;
FIG. 2 is a front elevational view thereof;
FIG. 3 is a right-side elevational view thereof, a left-side elevational view thereof being a mirror image;
FIG. 4 is a rear elevational view thereof;
FIG. 5 is a top plan view thereof; and,
FIG. 6 is a bottom plan view thereof.
The broken lines in the figures are for illustrative purposes only and form no part of the claimed design.

1 Claim, 5 Drawing Sheets



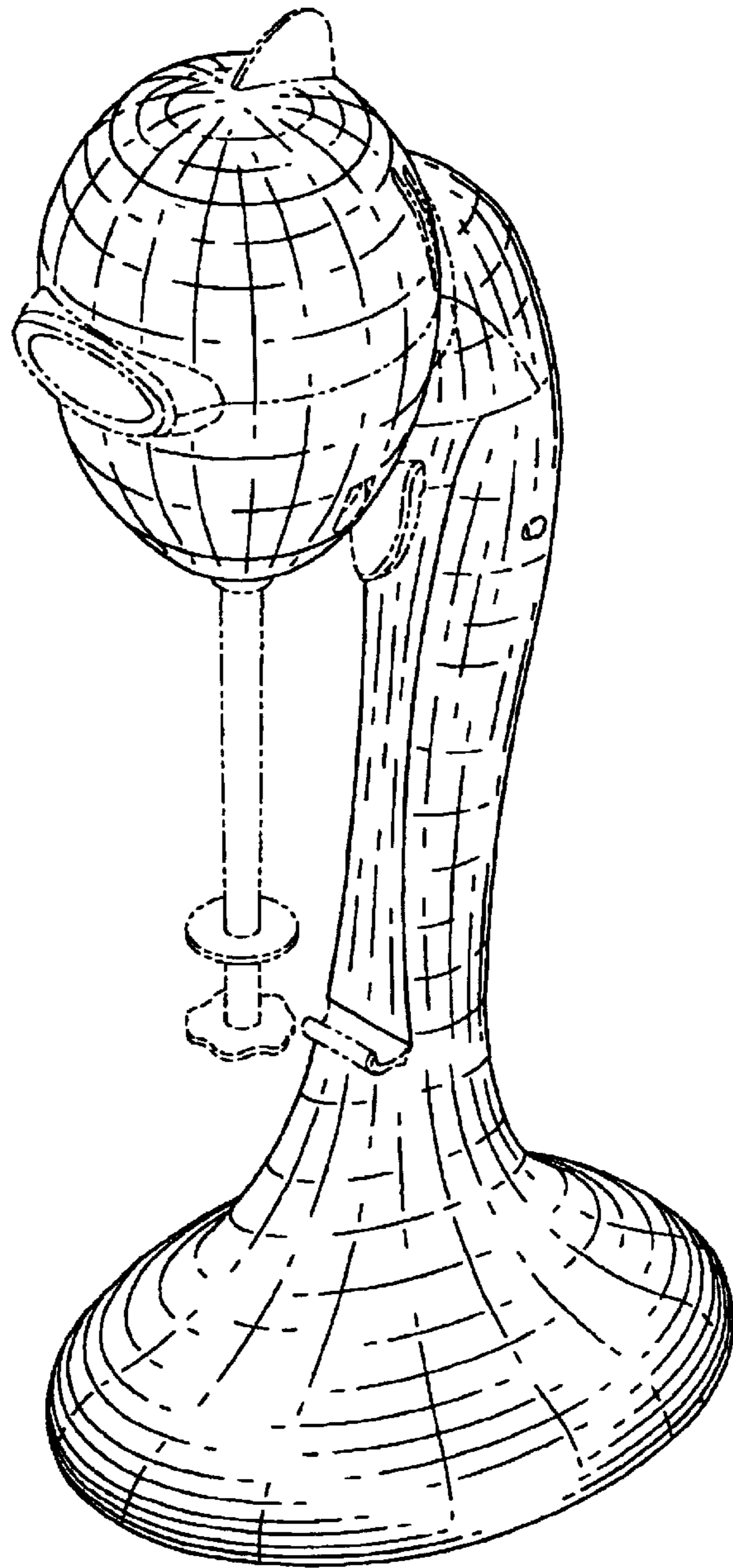


Fig. 1

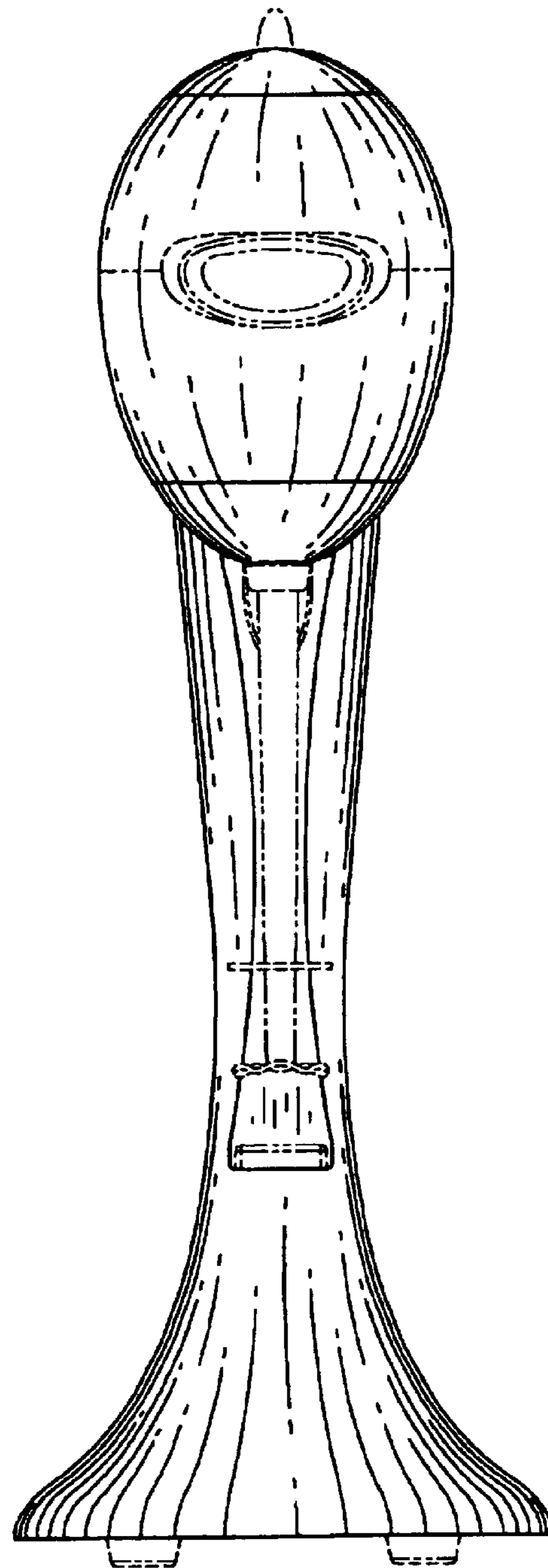


Fig. 2

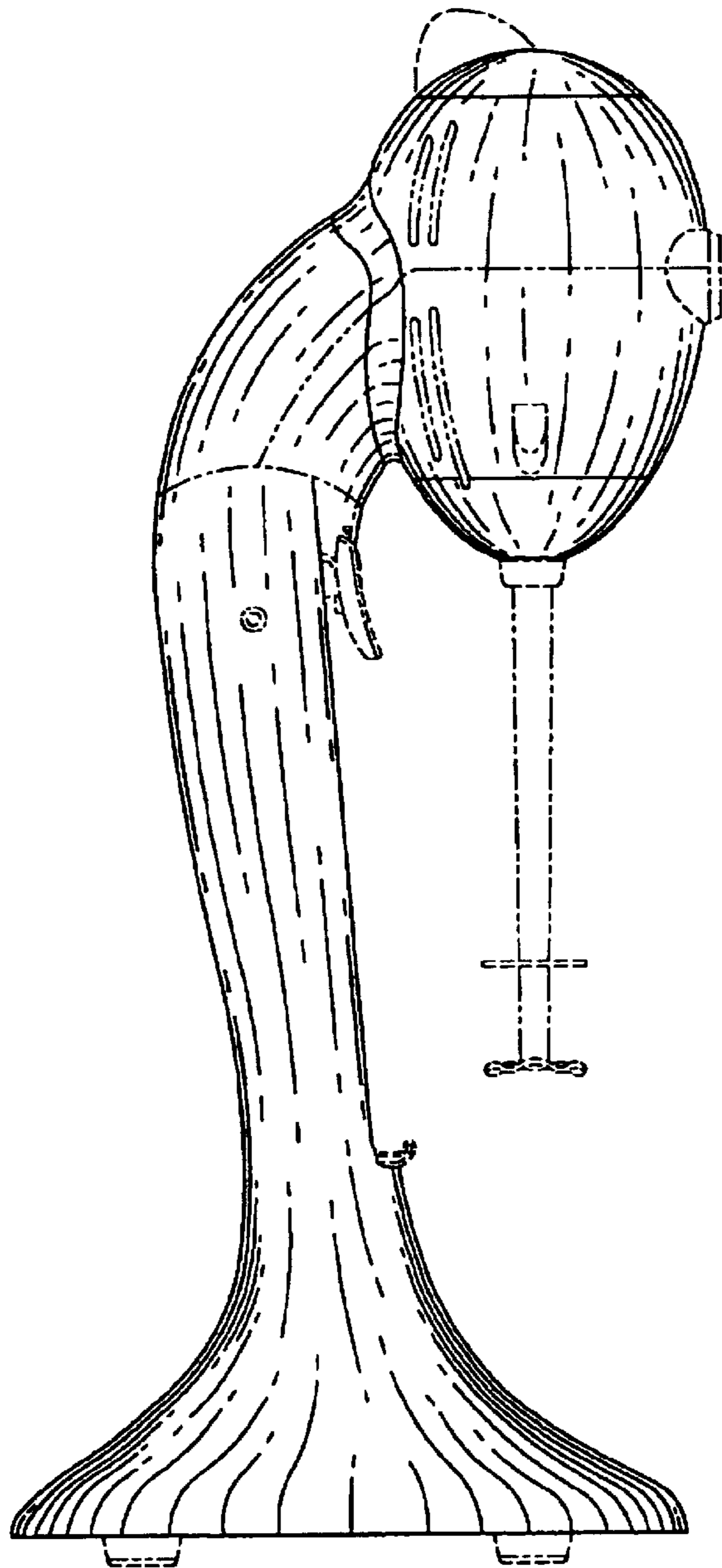


Fig. 3

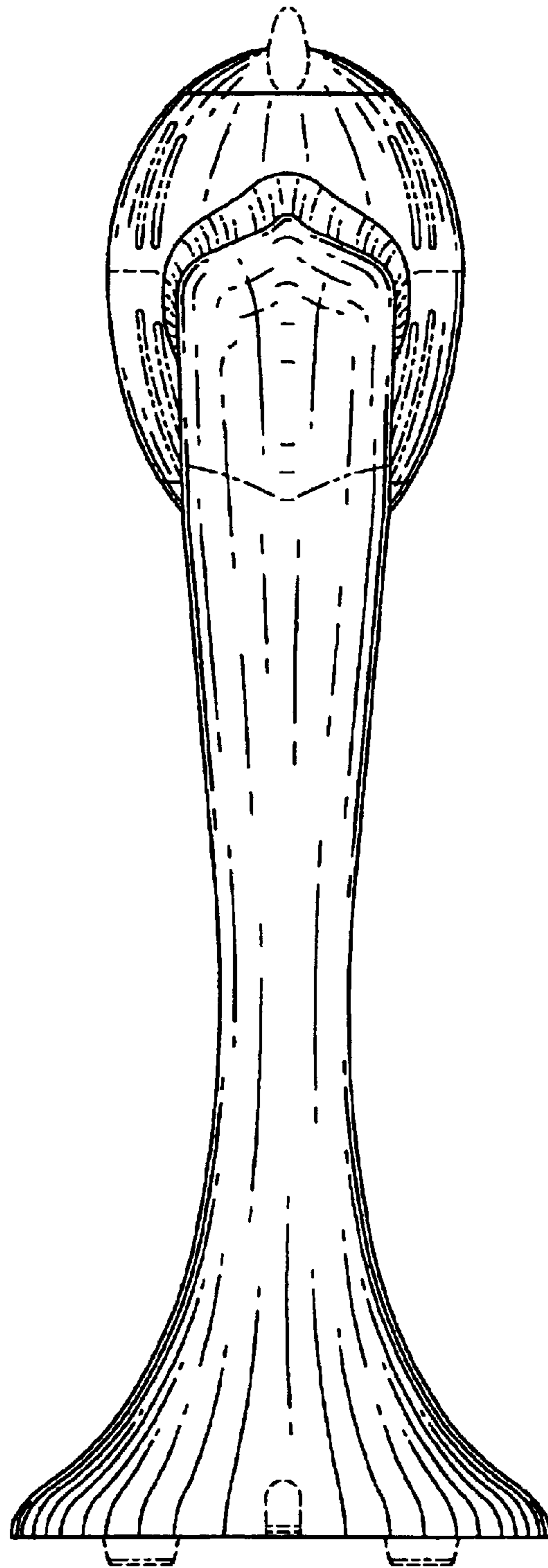


Fig. 4

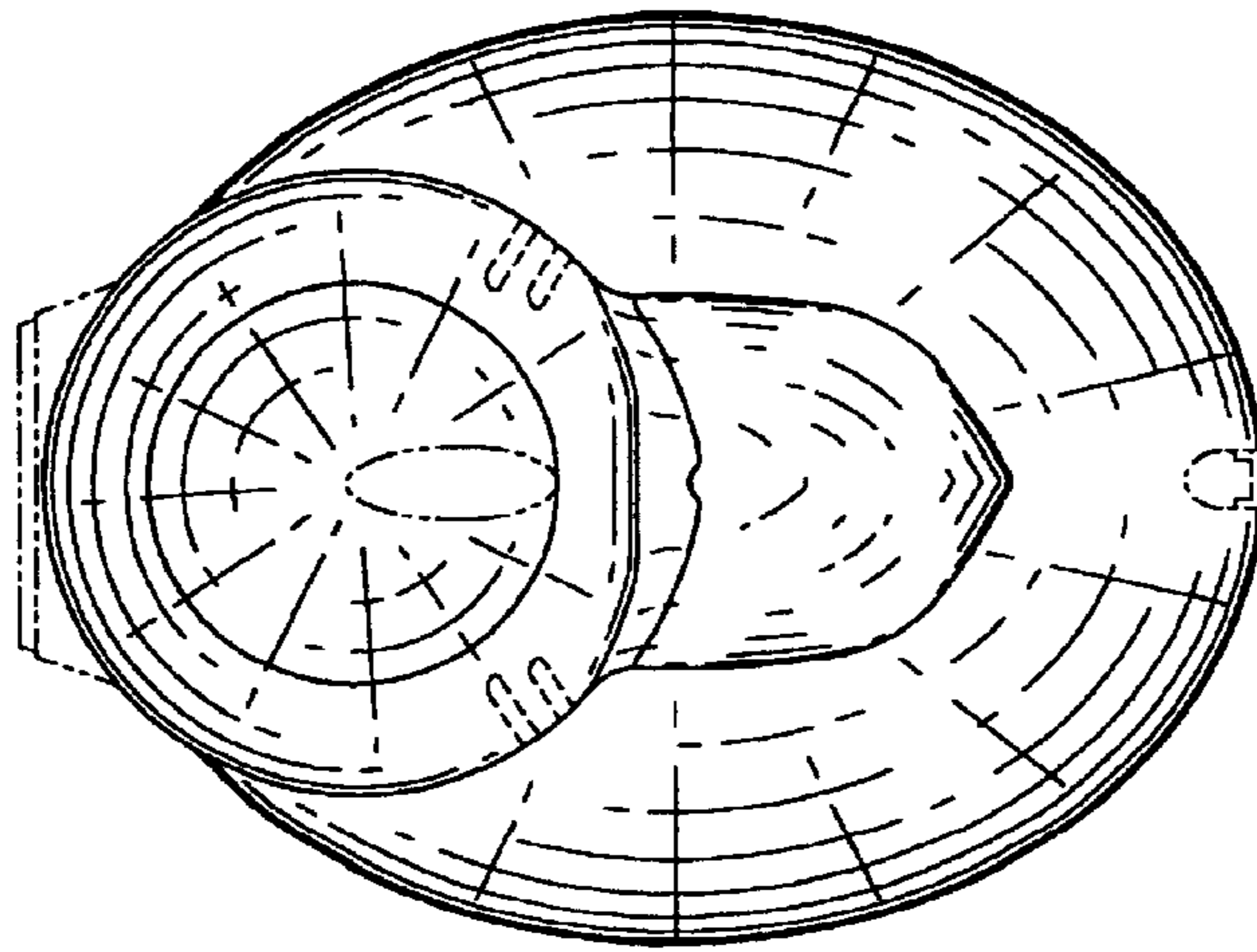


Fig. 5

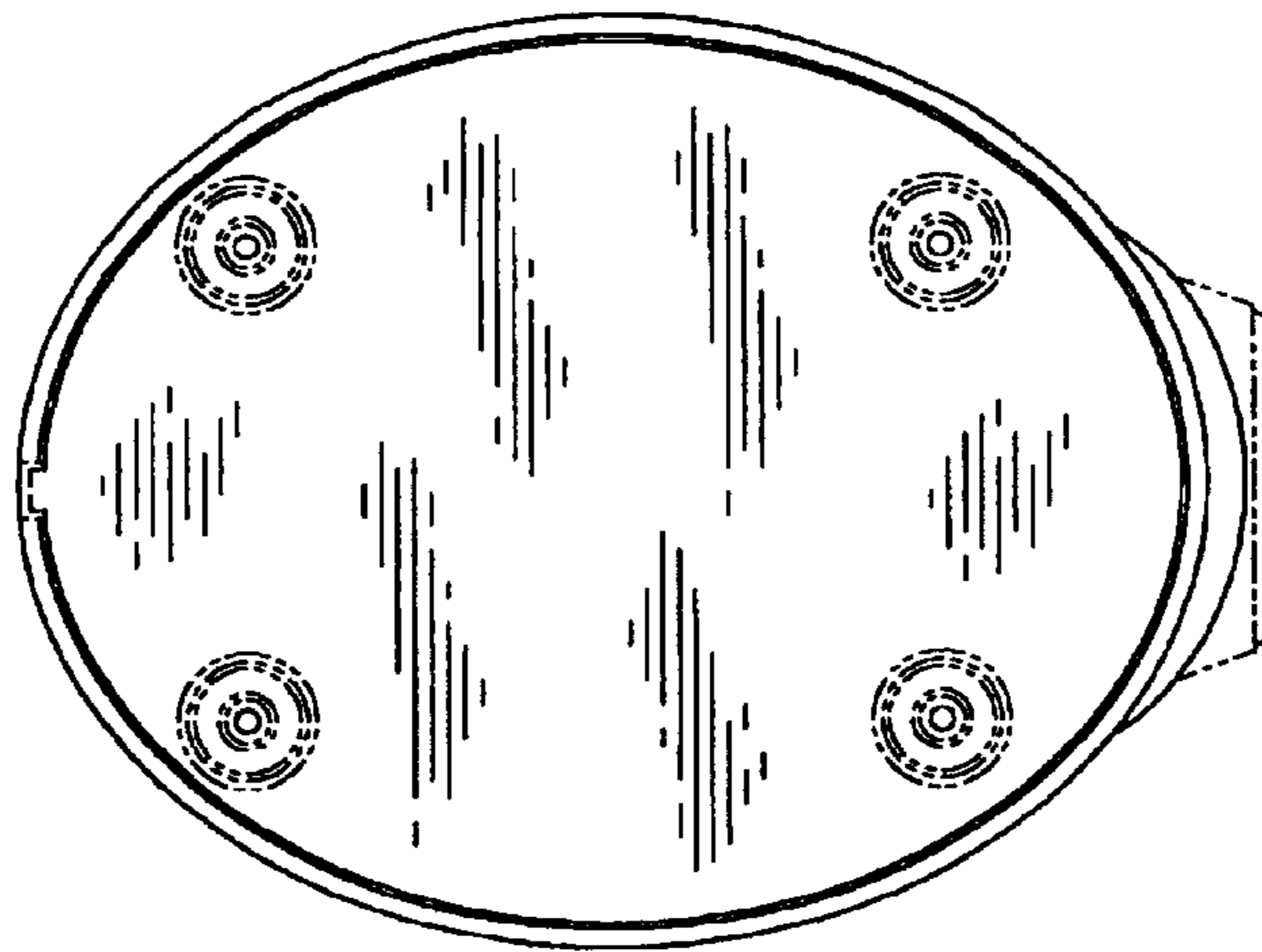


Fig. 6