



US00D511262S

(12) **United States Design Patent**
Oeschger

(10) **Patent No.:** **US D511,262 S**
(45) **Date of Patent:** **** Nov. 8, 2005**

(54) **TONGUE-SHAPED TAPE DISPENSER FOR DISSOLVABLE FILM STRIPS**

D496,964 S * 10/2004 Thompson et al. D6/518

* cited by examiner

(75) Inventor: **Brent Jay Oeschger**, Westlake Village, CA (US)

Primary Examiner—Brian N Vinson

(74) *Attorney, Agent, or Firm*—Richard B. Klar

(73) Assignee: **Jakks Pacific, Inc.**, Malibu, CA (US)

(57) **CLAIM**

(**) Term: **14 Years**

The ornamental design for a tongue-shaped tape dispenser for dissolvable film strips, as shown and described.

(21) Appl. No.: **29/185,354**

DESCRIPTION

(22) Filed: **Jun. 25, 2003**

(51) **LOC (8) Cl.** **20-02**

(52) **U.S. Cl.** **D6/518**

(58) **Field of Search** D6/515–518; D3/201; D9/65–99; 206/215, 557, 37–38; 211/13.1; 221/33–36, 47–52, 56–63; 222/181, 281–282

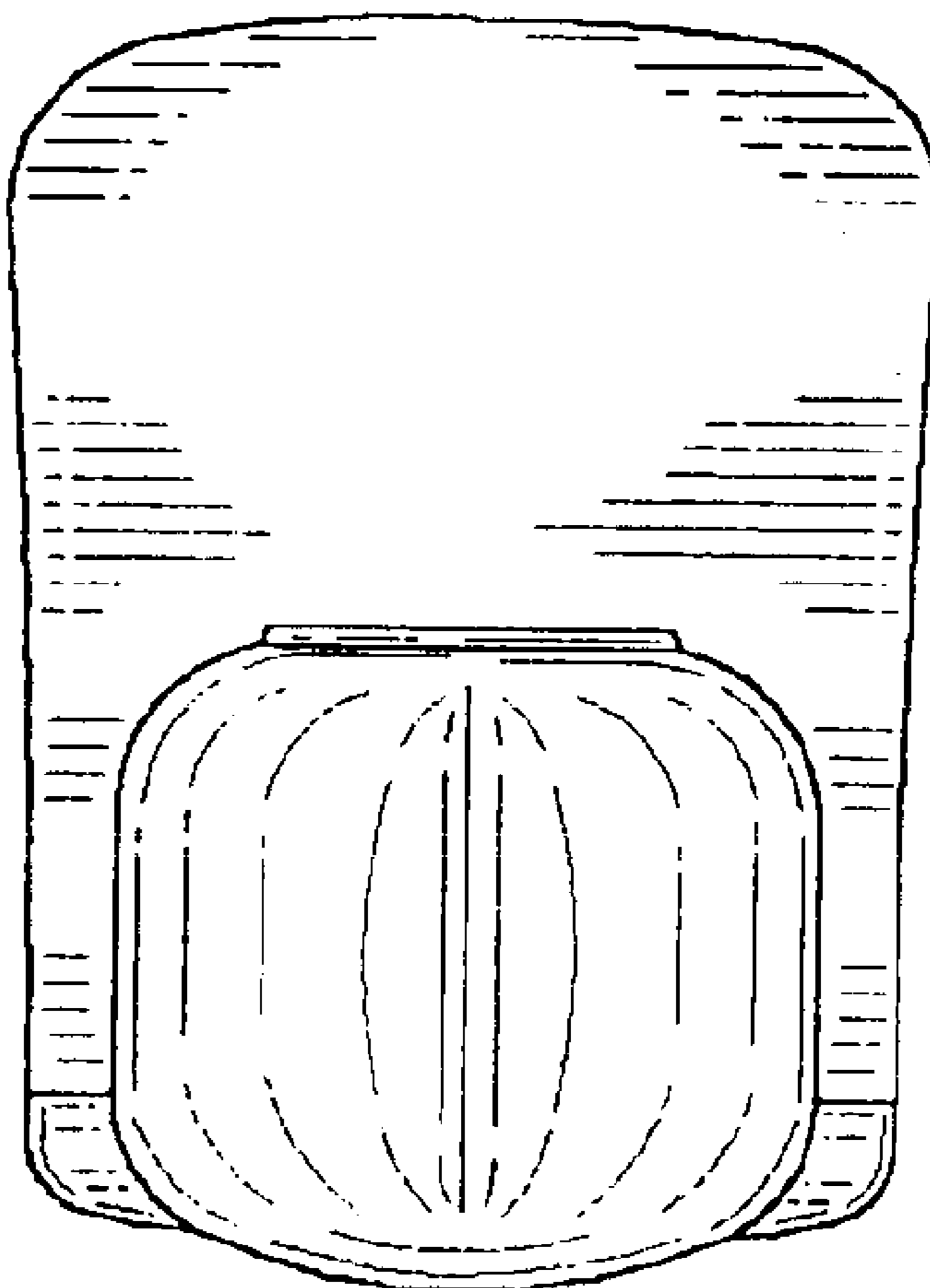
FIG. 1 is a top plan view of a tongue-shaped tape dispenser for dissolvable film showing my new design; FIG. 2 is a bottom plan view thereof; FIG. 3 is a left side elevational view thereof; FIG. 4 is a front end elevational view thereof; FIG. 5 is a rear end elevational view thereof; FIG. 6 is a top plan view thereof, in an open position; FIG. 7 is a left side elevational view thereof, in an open position; FIG. 8 is front end elevational view thereof, in an open position; and, FIG. 9 is a top, front, and right side perspective view thereof, in an open position.

(56) **References Cited**

U.S. PATENT DOCUMENTS

- D359,513 S * 6/1995 Carlson D6/518
- D396,492 S * 7/1998 Carlson et al. D6/518
- D428,926 S * 8/2000 Windorski D6/518
- D432,826 S * 10/2000 Shimbo et al. D6/518
- D482,221 S * 11/2003 Phelps et al. D6/518

1 Claim, 2 Drawing Sheets



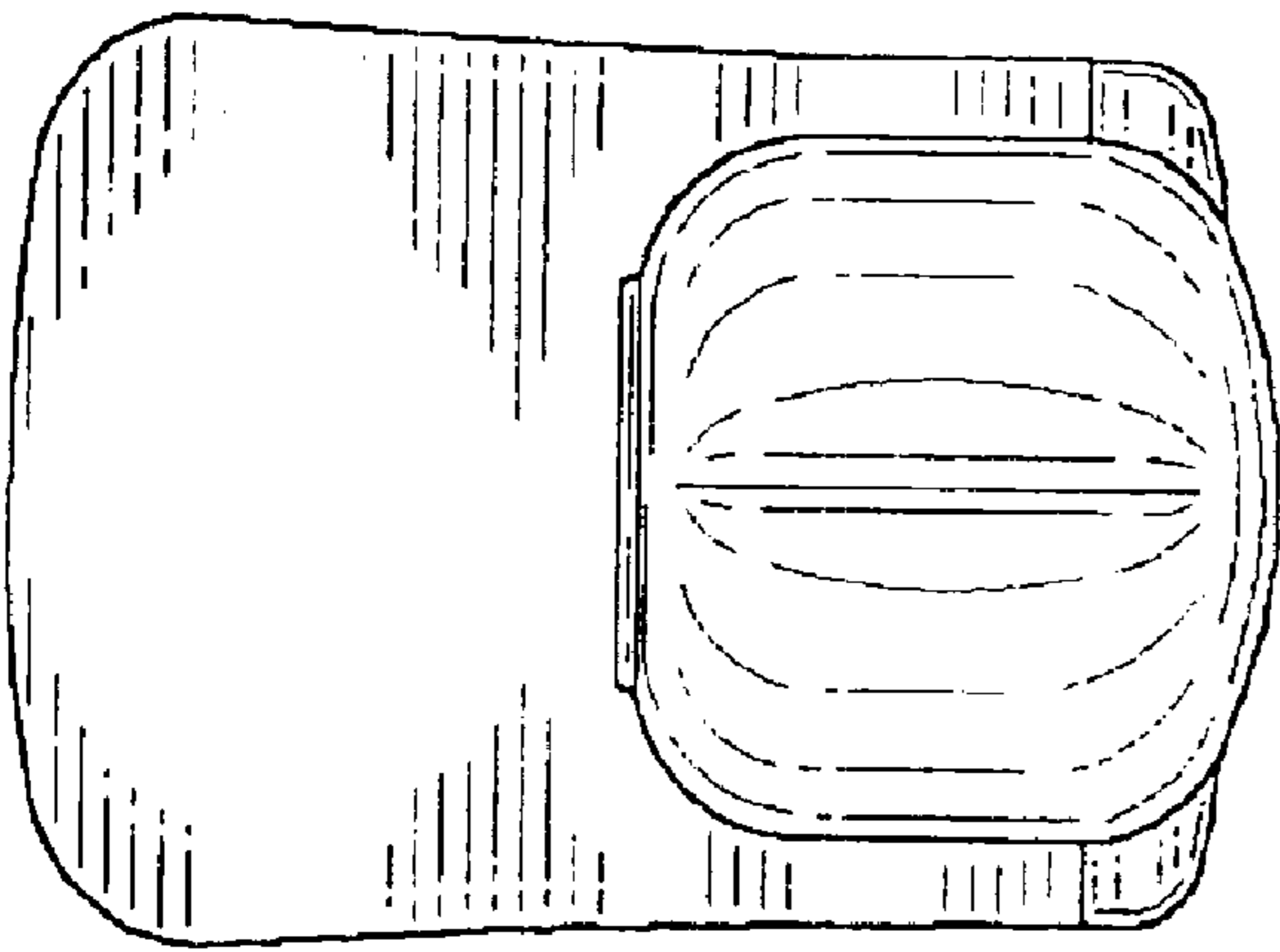


FIG. 1

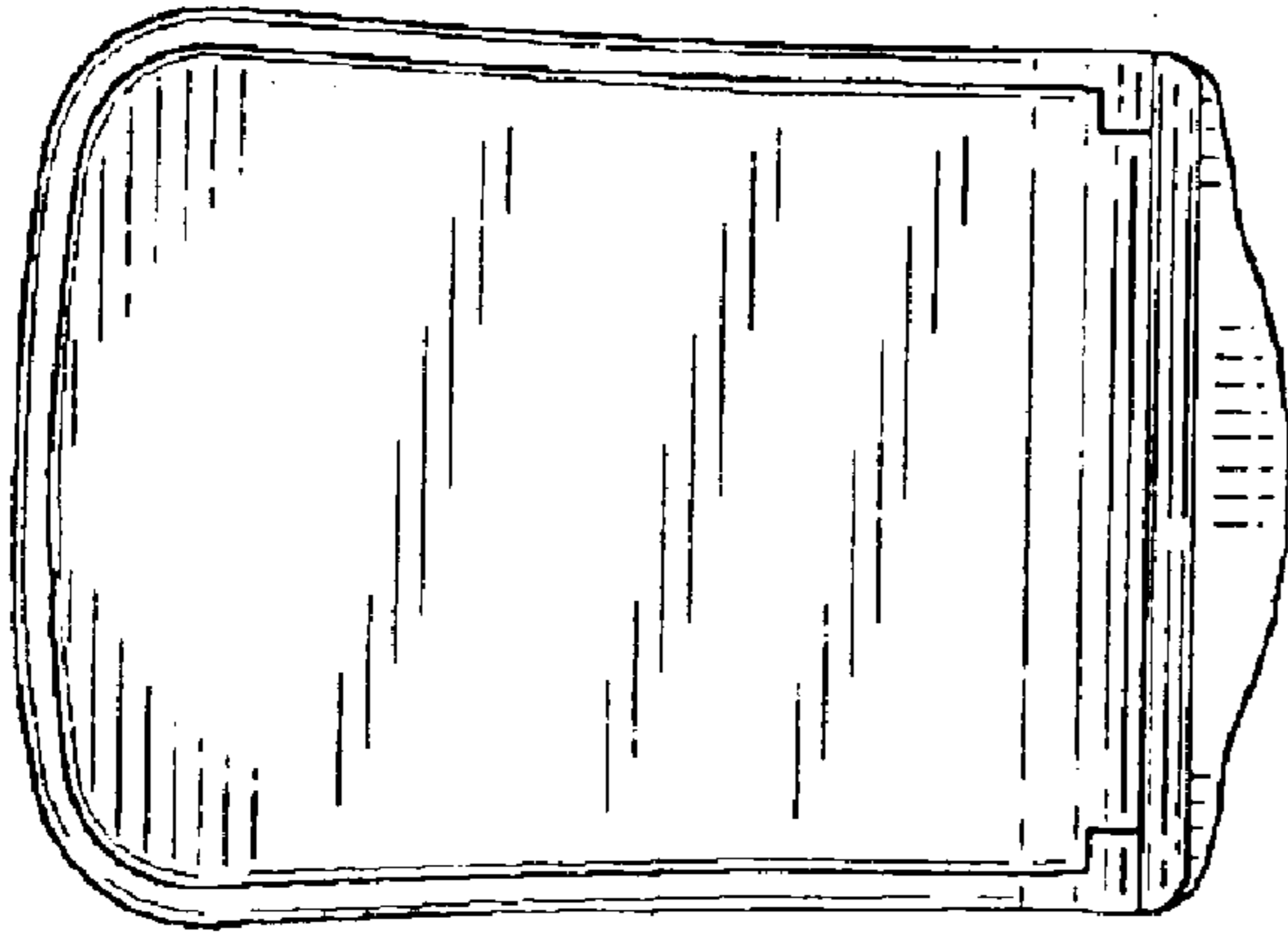


FIG. 2



FIG. 3



FIG. 4



FIG. 5

