



US00D511244S

(12) **United States Design Patent**
Lund

(10) **Patent No.:** **US D511,244 S**

(45) **Date of Patent:** **** Nov. 8, 2005**

(54) **CHAIN CANE**

(76) **Inventor:** **Curt Wilson Lund**, 2180 Barberry Way, Reno, NV (US) 89512

(**) **Term:** **14 Years**

(21) **Appl. No.:** **29/205,215**

(22) **Filed:** **May 11, 2004**

(51) **LOC (8) Cl.** **03-03**

(52) **U.S. Cl.** **D3/7**

(58) **Field of Search** D3/5-17; 135/65, 135/68, 72, 74, 75, 77, 80, 910, 911; 362/102

(56) **References Cited**

U.S. PATENT DOCUMENTS

- D56,722 S * 12/1920 Hatchet D3/7
- D250,554 S * 12/1978 Hardy D3/7
- D276,668 S * 12/1984 Minneman D3/7
- D440,396 S * 4/2001 Isaacson D3/7

* cited by examiner

Primary Examiner—Antoine Duval Davis

Assistant Examiner—Sandra Snapp

(74) *Attorney, Agent, or Firm*—Andrus, Scales, Starke & Sawall, LLP

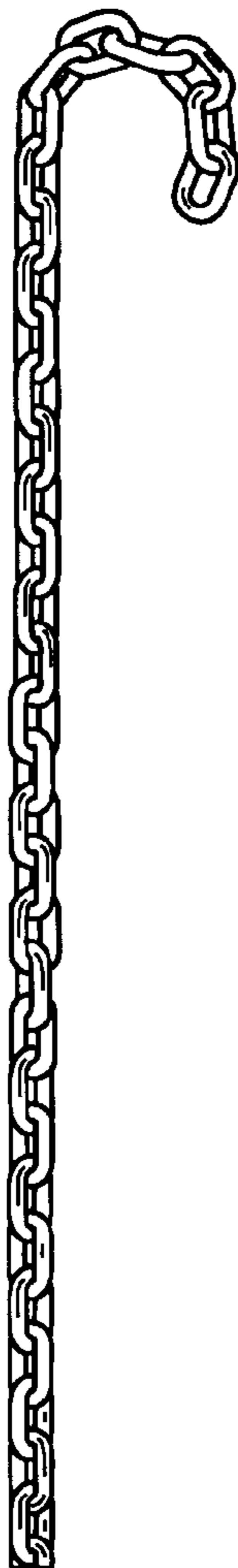
(57) **CLAIM**

The ornamental design for a chain cane, as shown and described.

DESCRIPTION

FIG. 1 is a perspective view of a chain cane showing my new ornamental design;
 FIG. 2 is a front view of the chain cane shown in FIG. 1;
 FIG. 3 is a rear view of the chain cane shown in FIG. 2;
 FIG. 4 is a top view of the chain cane shown in FIG. 2;
 FIG. 5 is a bottom view of the chain cane shown in FIG. 2;
 FIG. 6 is a view of taken of the chain cane taken from the right side of FIG. 2; and,
 FIG. 7 is a view of the chain cane taken from the left side of FIG. 2.

1 Claim, 2 Drawing Sheets






FIG. 1

FIG. 4




FIG. 2




FIG. 3

FIG. 5



FIG. 6



FIG. 7

