



US00D511242S

(12) **United States Design Patent**
Magro et al.

(10) **Patent No.:** **US D511,242 S**
(45) **Date of Patent:** **** Nov. 8, 2005**

- (54) **SHOE**
- (75) **Inventors:** **Volney Dal Magro**, Farroupilha (BR);
Edson Matsuo, Porto Alegre (BR);
Ademir Canei, Farroupilha (BR)
- (73) **Assignee:** **Grendene S.A.**, Farroupilha (BR)
- (**) **Term:** **14 Years**
- (21) **Appl. No.:** **29/199,525**
- (22) **Filed:** **Feb. 17, 2004**
- (51) **LOC (8) Cl.** **02-04**
- (52) **U.S. Cl.** **D2/925; D2/939; D2/941;**
D2/943; D2/960
- (58) **Field of Search** **D2/896, 925, 929,**
D2/939, 941-943, 945, 960, 969, 971, 973;
36/83, 8.3

- D293,964 S 2/1988 Baungratz
- D293,968 S 2/1988 Baungratz
- D452,605 S * 1/2002 Jacobs D2/939
- D472,696 S 4/2003 Magro
- D478,205 S * 8/2003 Hardy D2/939
- D499,869 S * 12/2004 Belley et al. D2/969

* cited by examiner

Primary Examiner—Dominic Simone
(74) *Attorney, Agent, or Firm*—Luedeka, Neely & Graham,
P.C.

(57) **CLAIM**

The ornamental design for a shoe, as shown.

DESCRIPTION

FIG. 1 is a perspective view of a shoe showing my new design;
FIG. 2 is a top plan view of my new design;
FIG. 3 is a bottom plan view of my new design;
FIG. 4 is a right-hand side elevational view of my new design;
FIG. 5 is a left-hand side elevational view of my new design;
FIG. 6 is a front elevational view of my new design; and,
FIG. 7 is a back side elevational view of my new design.

1 Claim, 6 Drawing Sheets

- (56) **References Cited**
U.S. PATENT DOCUMENTS
136,649 A * 3/1873 Goldthwait 36/8.3
D124,715 S * 1/1941 Cutler D2/960
D129,700 S * 9/1941 Crossman D2/960
D166,090 S * 3/1952 Maling D2/939

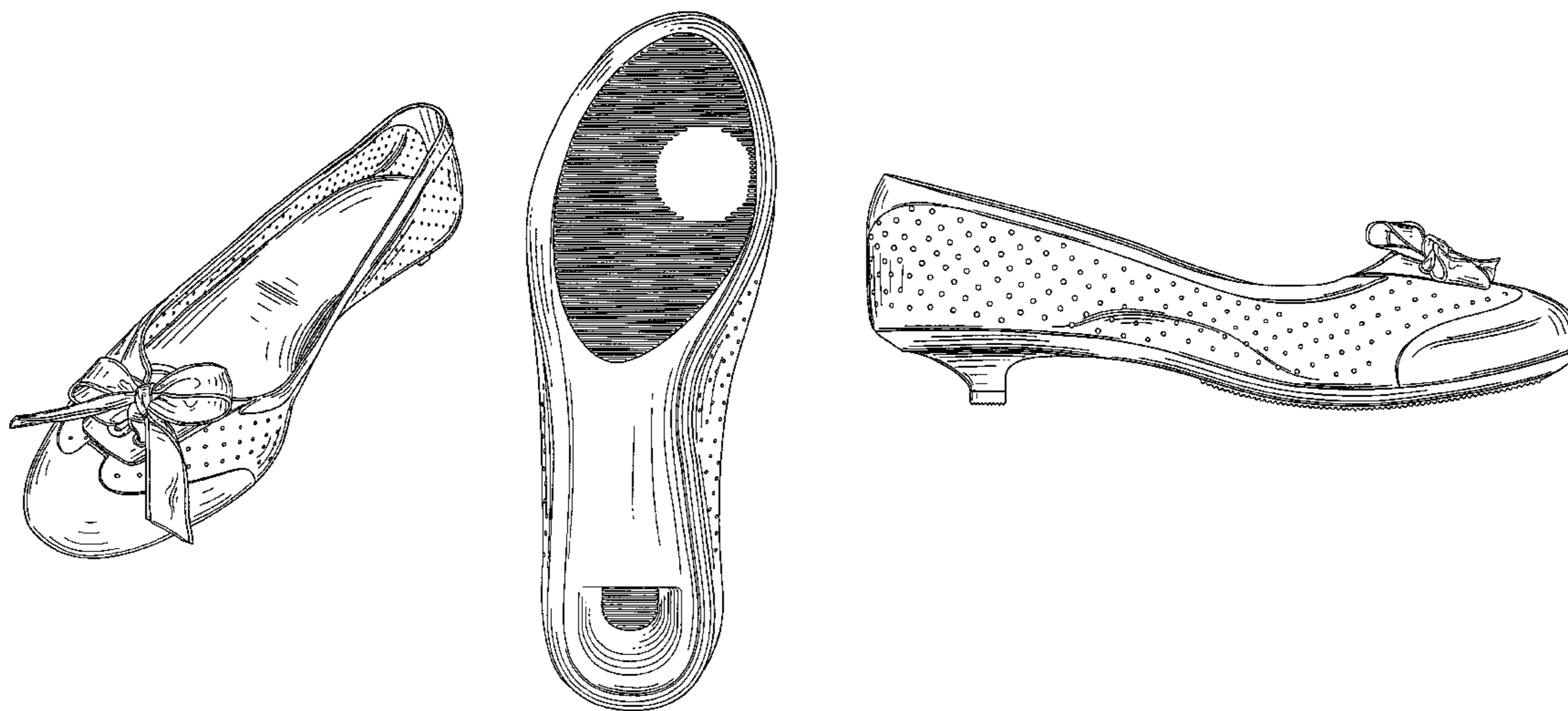




FIG. 1



FIG. 2

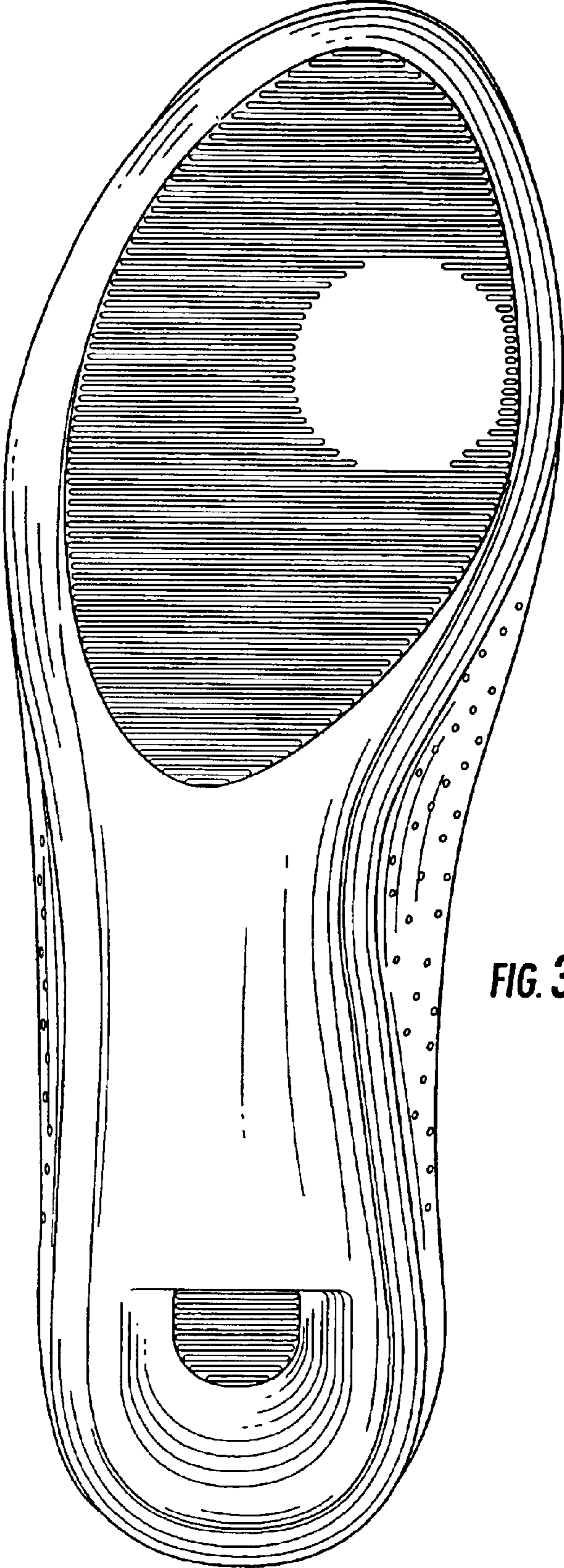


FIG. 3

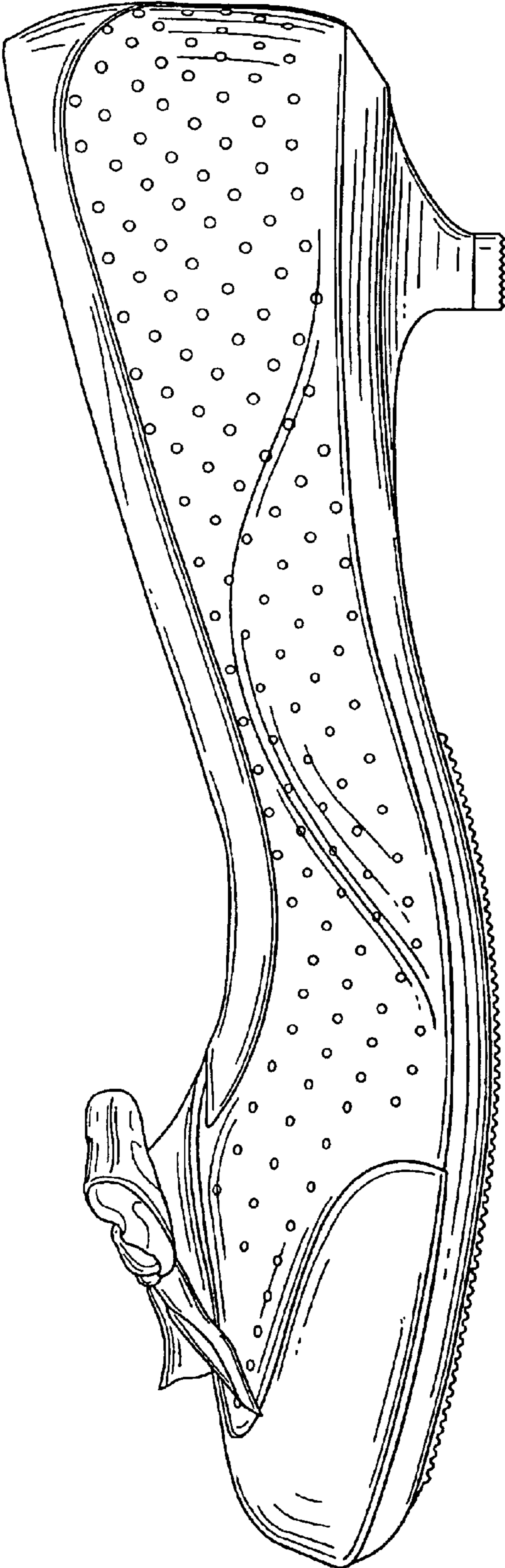


FIG. 4

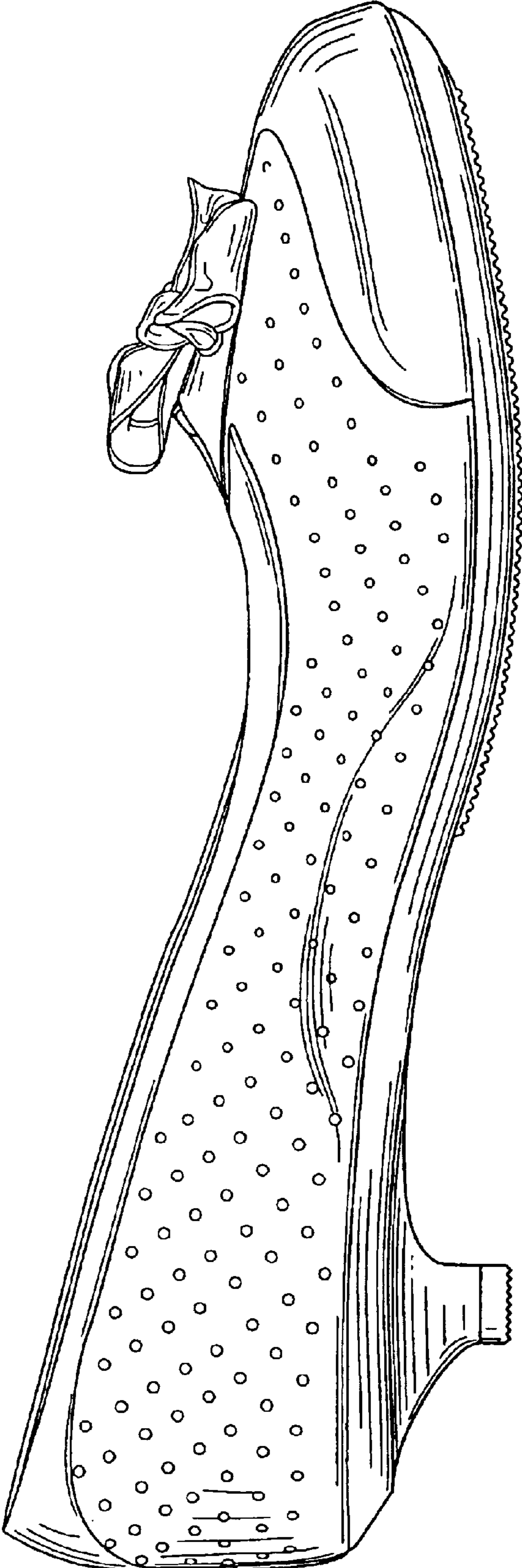


FIG. 5

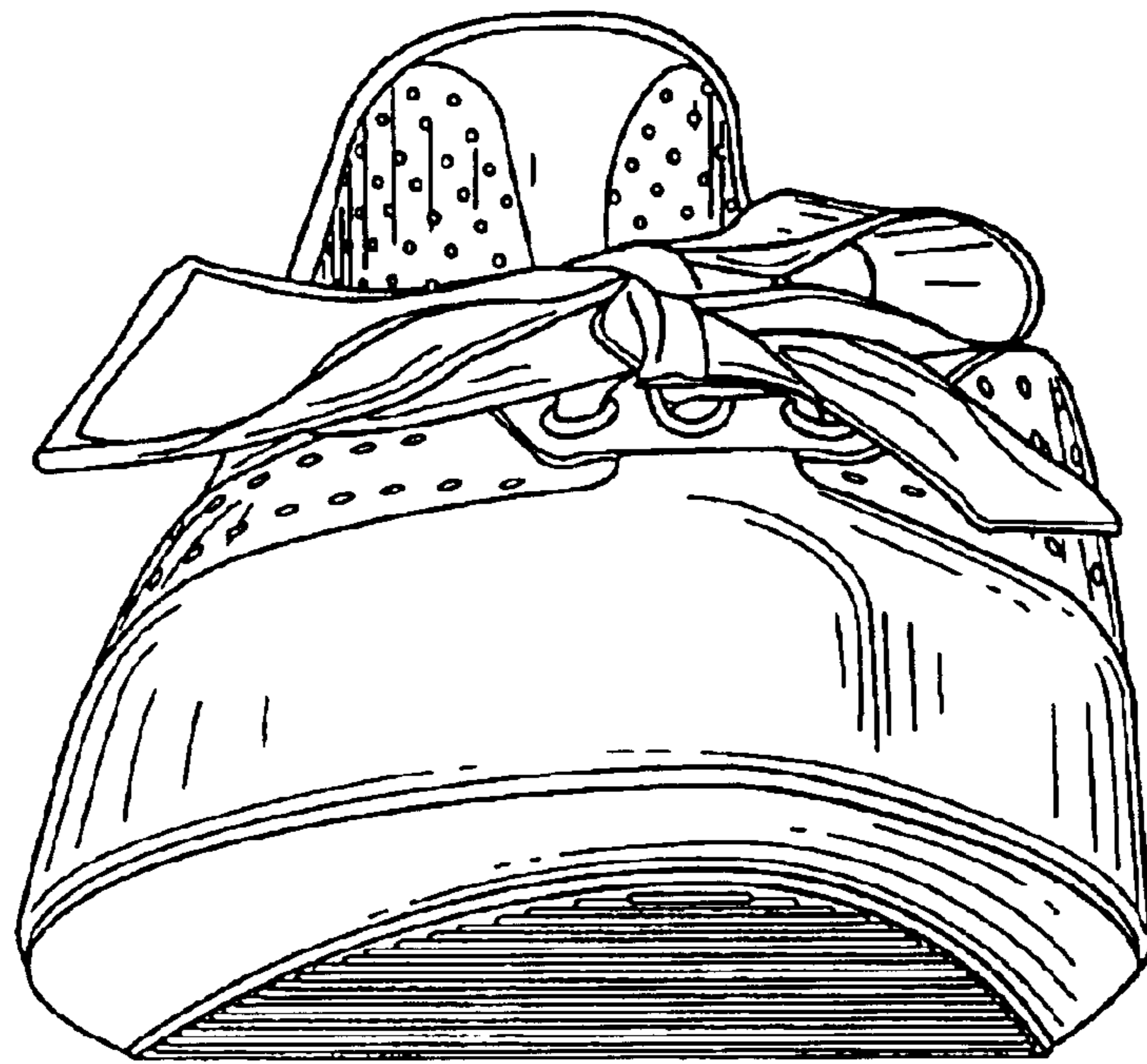


FIG. 6

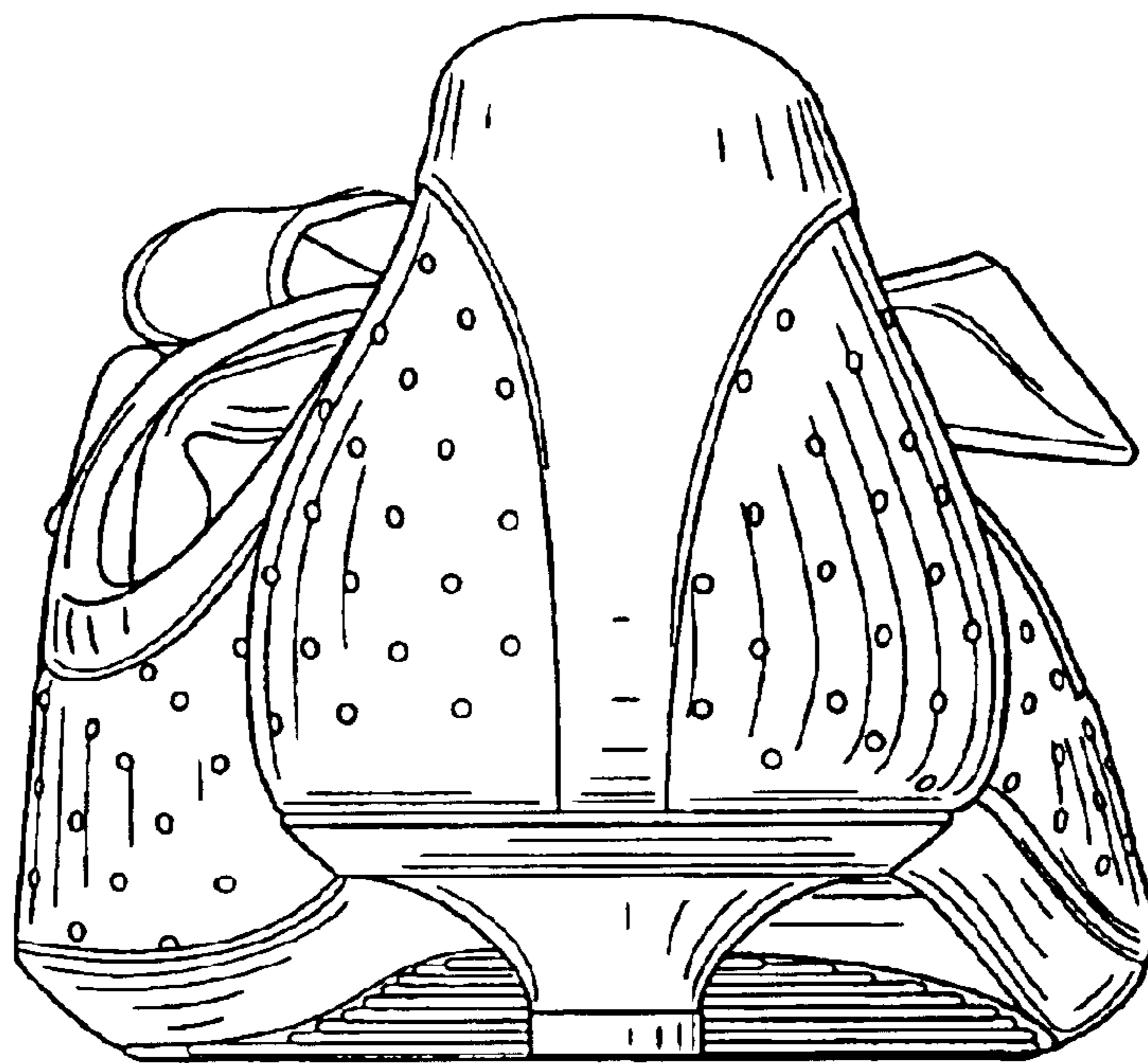


FIG. 7