



US00D511239S

(12) **United States Design Patent**  
**Polk**

(10) **Patent No.: US D511,239 S**

(45) **Date of Patent: \*\* Nov. 8, 2005**

(54) **UNDERGARMENT**

(76) **Inventor: Sheila Ann Polk**, 4671 Country La.,  
Apt. 406, Warrensville, OH (US) 44128

(\*\*) **Term: 14 Years**

(21) **Appl. No.: 29/190,830**

(22) **Filed: Sep. 26, 2003**

(51) **LOC (8) Cl. .... 02-02**

(52) **U.S. Cl. .... D2/738**

(58) **Field of Search ..... 2/403, 404, 78.1;**  
D2/712, 713; D21/731, 738, 643

(56) **References Cited**

**U.S. PATENT DOCUMENTS**

2,084,837	A	*	6/1937	Curcio	.....	2/404
3,226,731	A	*	1/1966	Terry	.....	2/404
4,131,955	A		1/1979	Haigh		
4,377,008	A	*	3/1983	Jung	.....	2/403
D306,090	S		2/1990	Burneka		
D324,126	S		2/1992	Cornwall		
5,274,854	A	*	1/1994	Wenner et al.	.....	2/403
5,379,462	A	*	1/1995	Morgan et al.	.....	2/403
5,435,014	A	*	7/1995	Moretz et al.	.....	2/403
D378,947	S	*	4/1997	Desmond	.....	D2/738

5,678,251	A		10/1997	Getz		
D386,286	S		11/1997	Kaczmarzyk et al.		
D408,965	S		5/1999	Swint		
5,978,971	A	*	11/1999	Wald	.....	2/403
D487,609	S	*	3/2004	Cruz	.....	D2/731

\* cited by examiner

*Primary Examiner*—Louis S. Zarfes

*Assistant Examiner*—Sarah Gill

(57) **CLAIM**

The ornamental design for a undergarment, as shown and described.

**DESCRIPTION**

FIG. 1 is a front elevational view of a undergarment showing my new design;

FIG. 2 is a rear elevational view thereof;

FIG. 3 is a side view, taken from the left side of FIG. 1;

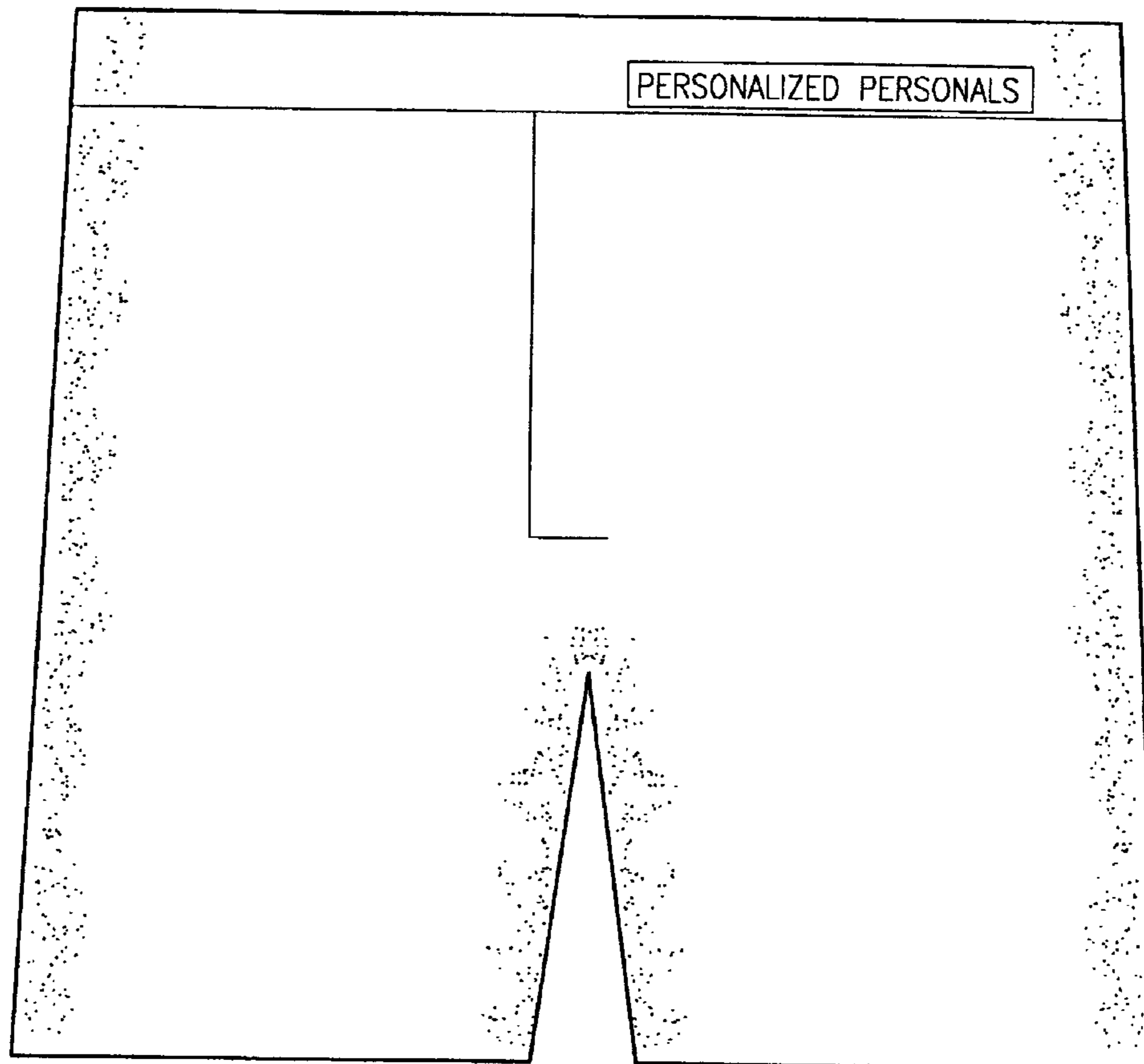
FIG. 4 is a side view, taken from the right side of FIG. 1;

FIG. 5 is a top plan view thereof; and,

FIG. 6 is a bottom plan view thereof.

The lettering shown on FIG. 2 is for illustrative purposes only and forms no part of my claimed design.

**1 Claim, 4 Drawing Sheets**



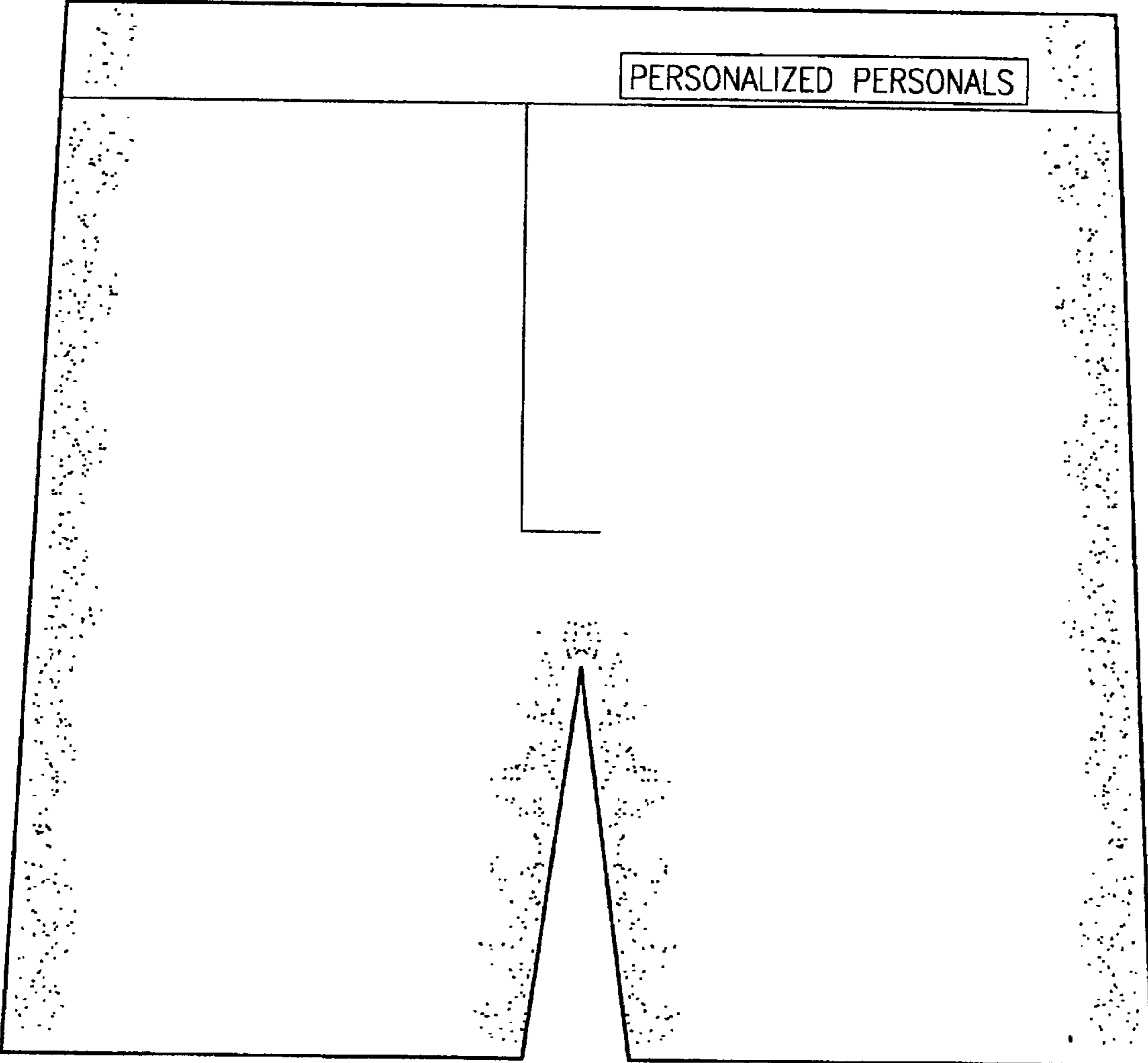


FIG. 1

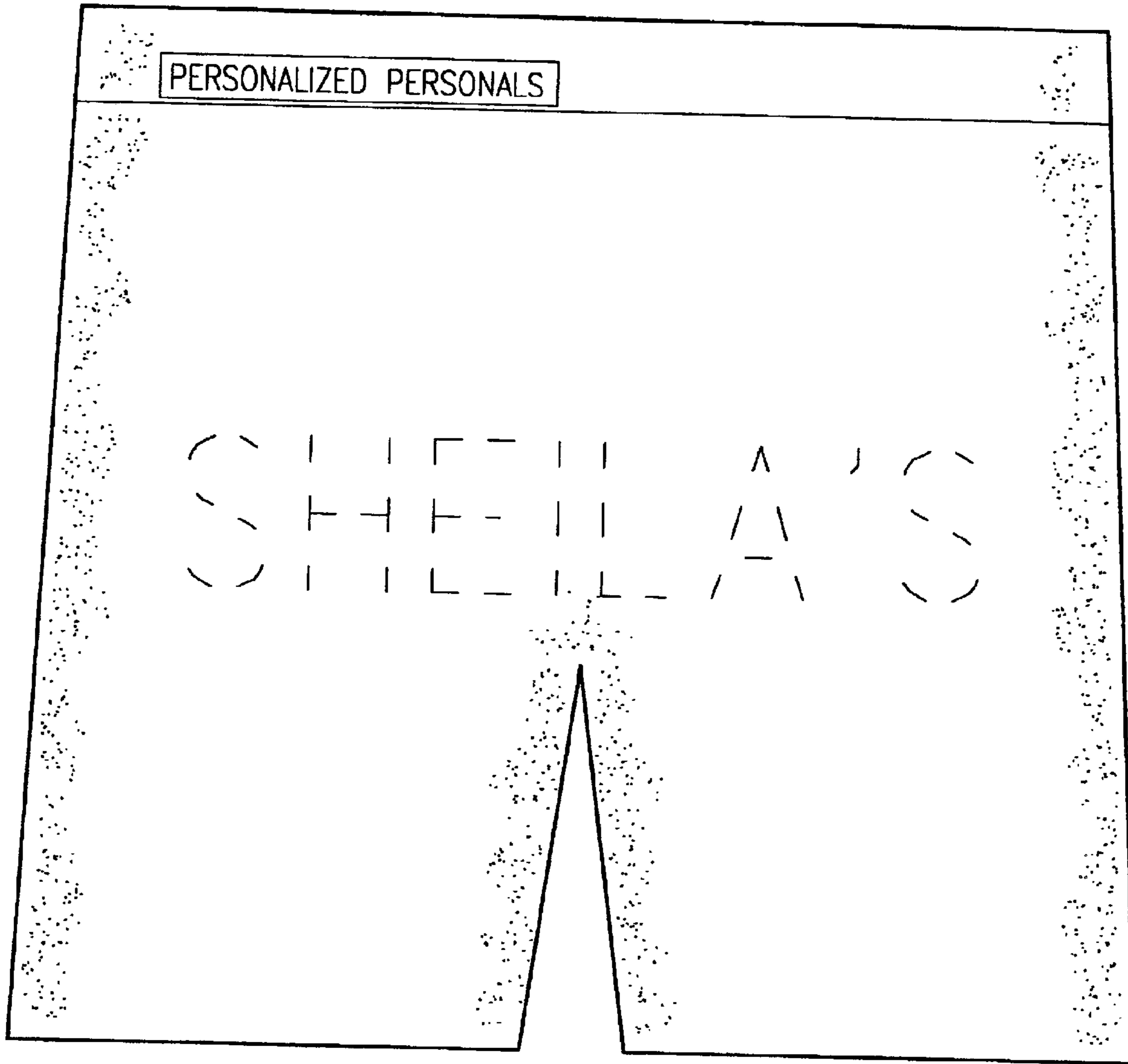


FIG. 2



FIG. 3

FIG. 4

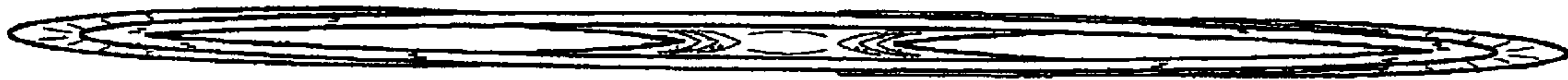


FIG. 5




FIG. 6