



US00D511233S

(12) **United States Design Patent** (10) **Patent No.:** **US D511,233 S**
Franco (45) **Date of Patent:** **** Nov. 1, 2005**

(54) **CLEANING MITT**

(75) Inventor: **Michael Franco**, Brooklyn, NY (US)

(73) Assignee: **Franco Manufacturing Company, Inc.**, Metuchen, NJ (US)

(**) Term: **14 Years**

(21) Appl. No.: **29/193,275**

(22) Filed: **Nov. 5, 2003**

(51) **LOC (8) Cl.** **04-01**

(52) **U.S. Cl.** **D32/40; D28/63**

(58) **Field of Search** D32/35, 40; 15/104.93,
15/104.94, 118, 208, 209.1, 210.1, 227;
D4/137, 138, 154; 401/7

(56) **References Cited**

U.S. PATENT DOCUMENTS

1,208,064	A	*	12/1916	Wilber	601/138
2,913,745	A	*	11/1959	Welvang	15/104.002
D206,997	S	*	2/1967	Epstein	D32/40
3,581,447	A	*	6/1971	Falivene	451/532
3,806,260	A	*	4/1974	Miller	401/7
4,359,798	A	*	11/1982	Loran	15/104.94
D270,582	S	*	9/1983	Pietrocola	D32/40
D290,777	S	*	7/1987	Lee	D32/40
4,902,283	A	*	2/1990	Rojko et al.	604/290
D354,594	S	*	1/1995	Reusswig	D32/40
RE35,814	E	*	6/1998	Olson	
D418,954	S	*	1/2000	Ferdenzi	D32/35

6,145,155	A	*	11/2000	James et al.	15/227
6,168,019	B1	*	1/2001	Olson	206/390
6,206,863	B1	*	3/2001	Skewes et al.	604/290
6,250,829	B1	*	6/2001	Brower et al.	401/7
6,305,044	B1	*	10/2001	James et al.	15/227

* cited by examiner

Primary Examiner—Cynthia E. Ramirez

(74) *Attorney, Agent, or Firm*—Amster, Rothstein & Ebenstein

(57) **CLAIM**

The ornamental design for a cleaning mitt, as shown and described.

DESCRIPTION

FIG. 1 is an isometric view, from the top, front and one side, of a first embodiment of a cleaning mitt showing my new design;

FIG. 2 is a bottom plan view thereof; and,

FIG. 3 is an isometric view from the top, front and one side, of a second embodiment thereof.

In each embodiment, the view of the back and the other side is the same as the view of the front and the one side.

The bottom plan view of the second embodiment is identical to that of the first illustrated in FIG. 2.

The stippling in FIGS. 1–3 represents a somewhat rough, terrycloth-like surface.

The cloth loop in FIGS. 1–3 is for illustrative purpose only and forms no part of the claimed design.

1 Claim, 2 Drawing Sheets

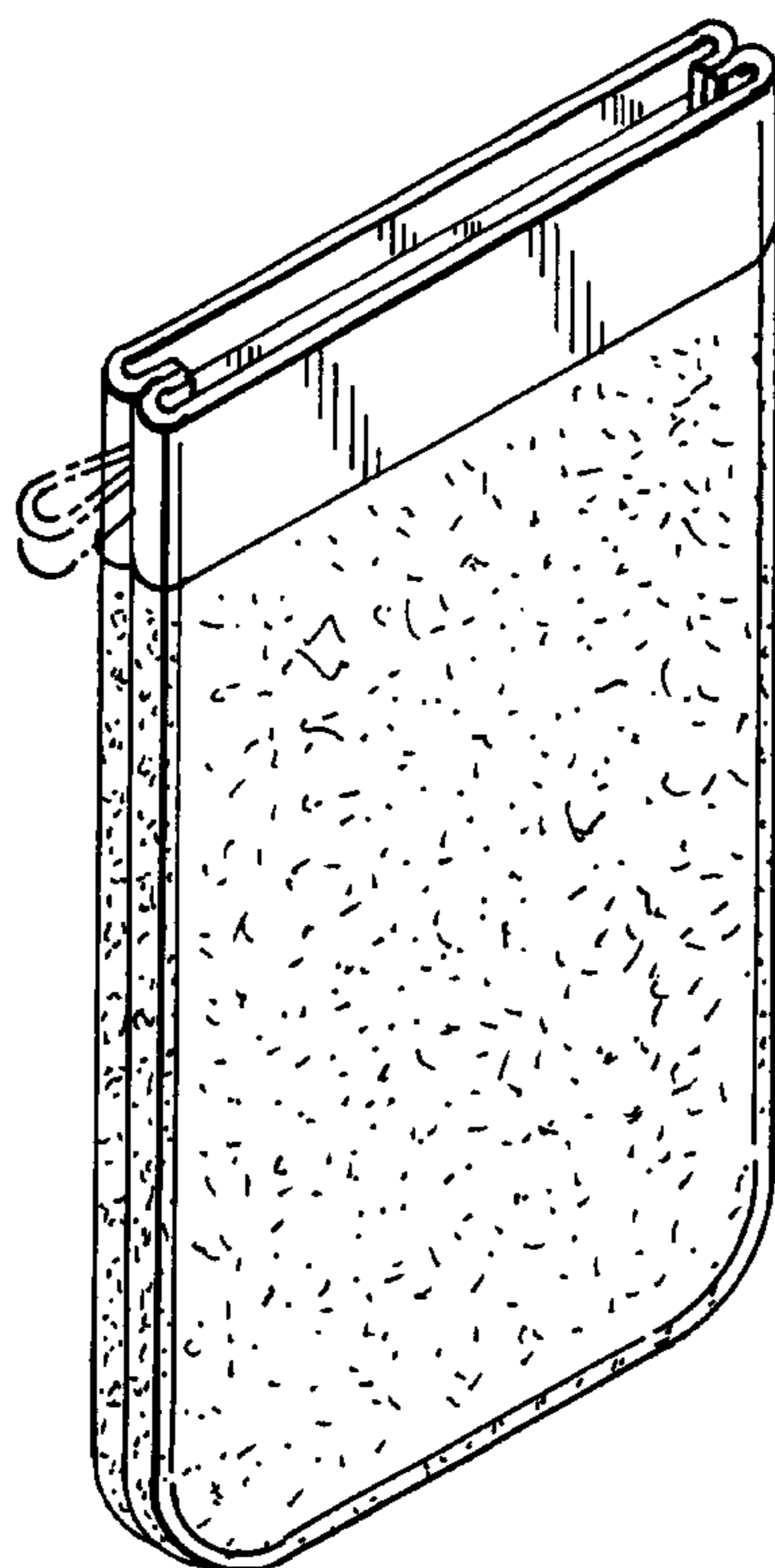


FIG. 1


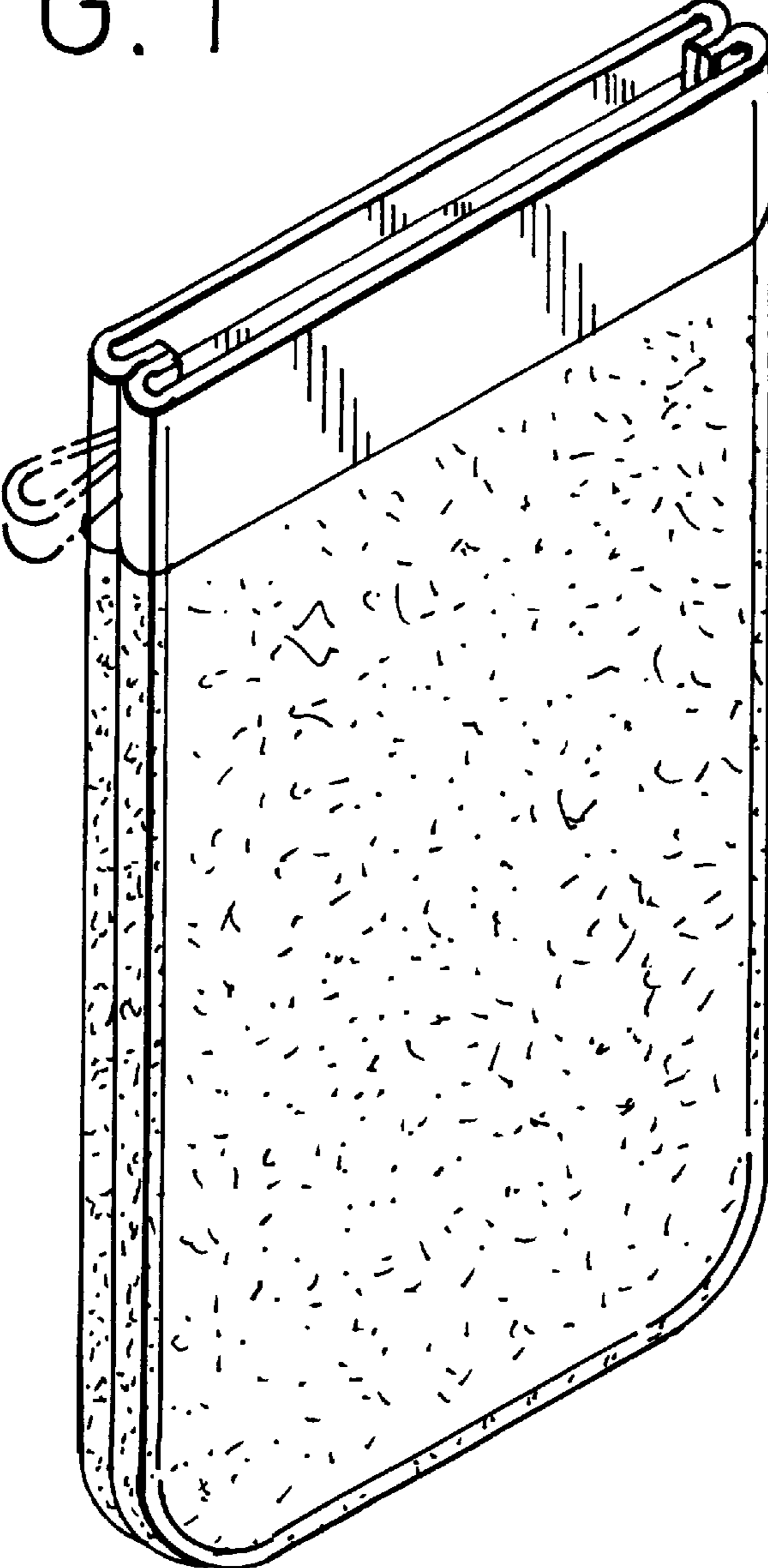


FIG. 2

FIG. 3

