



US00D511224S

(12) **United States Design Patent**  
**Martinez**

(10) **Patent No.:** **US D511,224 S**

(45) **Date of Patent:** **\*\* Nov. 1, 2005**

(54) **COMPACT**

(75) **Inventor:** **Sabine Martinez**, New York, NY (US)

(73) **Assignee:** **L'Oreal USA Creative, Inc.**, New York, NY (US)

(\*\*) **Term:** **14 Years**

(21) **Appl. No.:** **29/205,012**

(22) **Filed:** **May 8, 2004**

(51) **LOC (8) Cl.** ..... **28-02**

(52) **U.S. Cl.** ..... **D28/83**

(58) **Field of Search** ..... D28/76-84, 91;  
132/293-307, 313-318, 320; 206/581, 823

(56) **References Cited**

**U.S. PATENT DOCUMENTS**

D267,983 S	2/1983	Cheung	.....	D28/67
D280,853 S	* 10/1985	Bakic	.....	D28/83
D291,609 S	* 8/1987	Bakic	.....	D28/83
D347,089 S	5/1994	Byars et al.	.....	D28/83
5,353,947 A	10/1994	Zinnbauer et al.	.....	220/331
5,638,838 A	6/1997	Lombardi	.....	132/294
D401,017 S	11/1998	Thorpe	.....	D28/78
D404,533 S	1/1999	Morgan	.....	D28/78
D407,853 S	4/1999	Morgan	.....	D28/78
D407,855 S	4/1999	Orsomando	.....	D28/83
D407,856 S	4/1999	Orsomando	.....	D28/83
D410,569 S	6/1999	Morgan	.....	D28/78
D428,210 S	7/2000	Gavin	.....	D28/83
D428,211 S	7/2000	Gavin	.....	D28/83
D431,881 S	10/2000	Gavin	.....	D28/78

D433,539 S	11/2000	Gavin	.....	D28/78
D433,773 S	* 11/2000	Gavin	.....	D28/83
D434,189 S	11/2000	Gavin	.....	D28/78
D434,875 S	12/2000	Gavin	.....	D28/83
D459,031 S	* 6/2002	Limongi	.....	D28/83
D478,397 S	* 8/2003	Bakic	.....	D28/83
D486,944 S	2/2004	Bernard	.....	D28/78

**OTHER PUBLICATIONS**

Copy of U.S. Appl. No. 29/199,054, filed Feb. 9, 2004.  
Copy of U.S. Appl. No. 29/199,032, filed Feb. 9, 2004.  
Items 19 and 20, Estee Lauder Advertisement, Spring '93.

\* cited by examiner

*Primary Examiner*—Jennifer Rivard

(74) *Attorney, Agent, or Firm*—Baker Botts L.L.P.

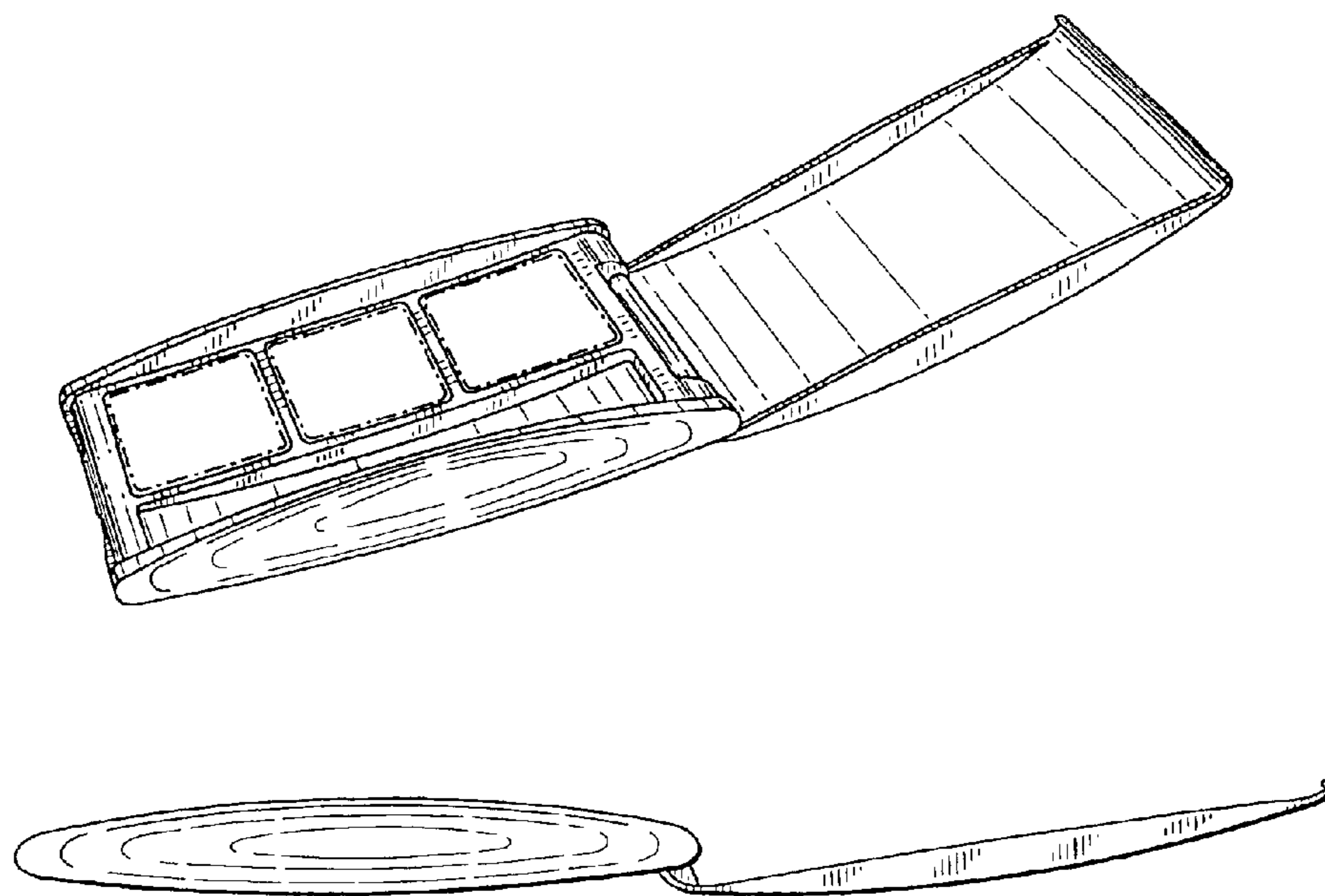
(57) **CLAIM**

I claim the ornamental design for a compact, as shown and described.

**DESCRIPTION**

FIG. 1 is a three-dimensional perspective view of the compact with the cover open;  
FIG. 2 is a front view of the compact with the cover open;  
FIG. 3 is a rear view of the compact with the cover open;  
FIG. 4 is a side view of the compact with the cover open;  
FIG. 5 is a top view of the compact with the cover open; and,  
FIG. 6 is a bottom view of the compact with the cover open.  
The broken lines are shown for illustrative purposes only and form no part of the claimed design.

**1 Claim, 2 Drawing Sheets**



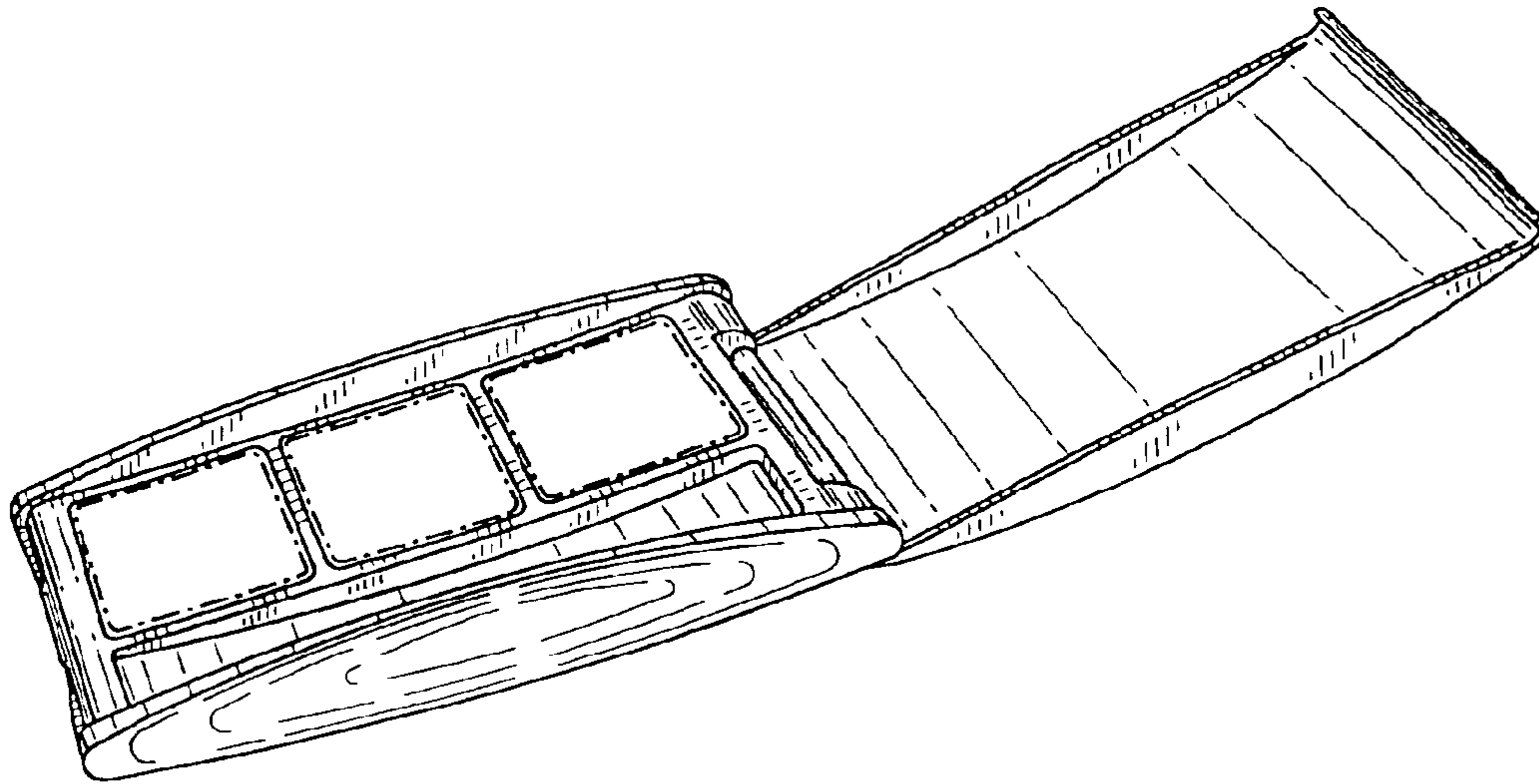


FIG. 1




FIG. 2




FIG. 3

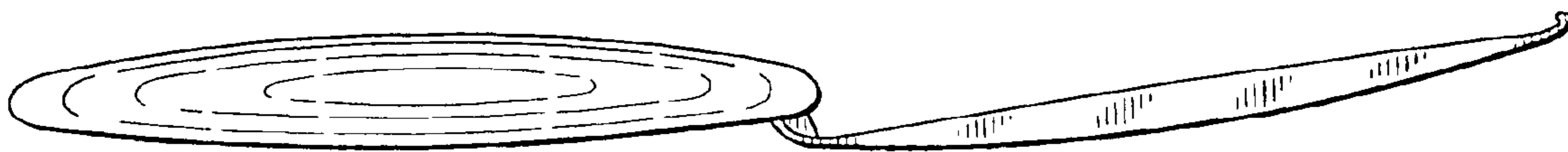


FIG. 4

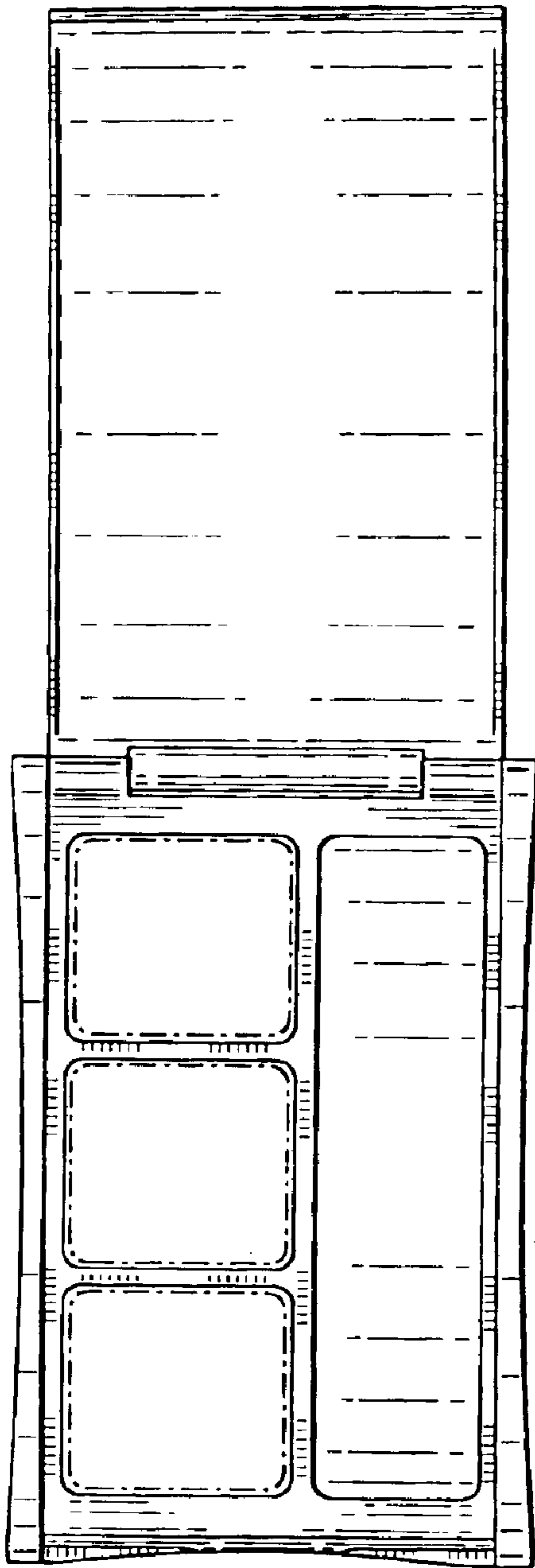


FIG. 5




FIG. 6