



US00D511221S

(12) **United States Design Patent**
Zucker

(10) **Patent No.:** **US D511,221 S**
(45) **Date of Patent:** **** Nov. 1, 2005**

- (54) **LUMINAIR**
- (75) **Inventor:** **Ulrich Zucker, Ehringshausen (DE)**
- (73) **Assignee:** **Trilux-Lenze GmbH & Co. KG, Arnsberg (DE)**
- (**) **Term:** **14 Years**
- (21) **Appl. No.:** **29/196,824**
- (22) **Filed:** **Jan. 6, 2004**

| | | | |
|--------------|---------|-----------------------|---------|
| D331,987 S | 12/1992 | Dieperink et al. | D26/109 |
| 5,331,526 A | 7/1994 | Giroit et al. | 362/147 |
| D421,146 S | 2/2000 | Poulton | D26/76 |
| 6,161,939 A | 12/2000 | Bansbach | 362/223 |
| D446,333 S | 8/2001 | Frois | D26/76 |
| D452,030 S | 12/2001 | Collver | D26/76 |
| 6,386,723 B1 | 5/2002 | Eberlein et al. | 362/217 |
| D465,049 S | 10/2002 | Ludwig | D26/78 |
| D466,244 S | 11/2002 | Lewis | D26/76 |
| D468,473 S | 1/2003 | Shemitz et al. | D26/76 |

Related U.S. Application Data

(62) Division of application No. 29/168,993, filed on Oct. 11, 2002, now Pat. No. Des. 491,306.

(30) **Foreign Application Priority Data**

Apr. 12, 2002 (DE) 402 03 188

- (51) **LOC (8) Cl.** **26-03**
- (52) **U.S. Cl.** **D26/76**
- (58) **Field of Search** D26/24, 72, 75-78;
362/133, 147, 151, 217-225, 404

(56) **References Cited**

U.S. PATENT DOCUMENTS

| | | | |
|-------------|---------|--------------------|---------|
| 3,069,537 A | 12/1962 | Dayton et al. | 362/222 |
| 3,293,426 A | 12/1966 | Zeitz et al. | 362/221 |
| D311,596 S | 10/1990 | Herst et al. | D26/76 |

Primary Examiner—Clare E Heflin
(74) *Attorney, Agent, or Firm*—Grossman, Tucker, Perreault & Pflieger, PLLC

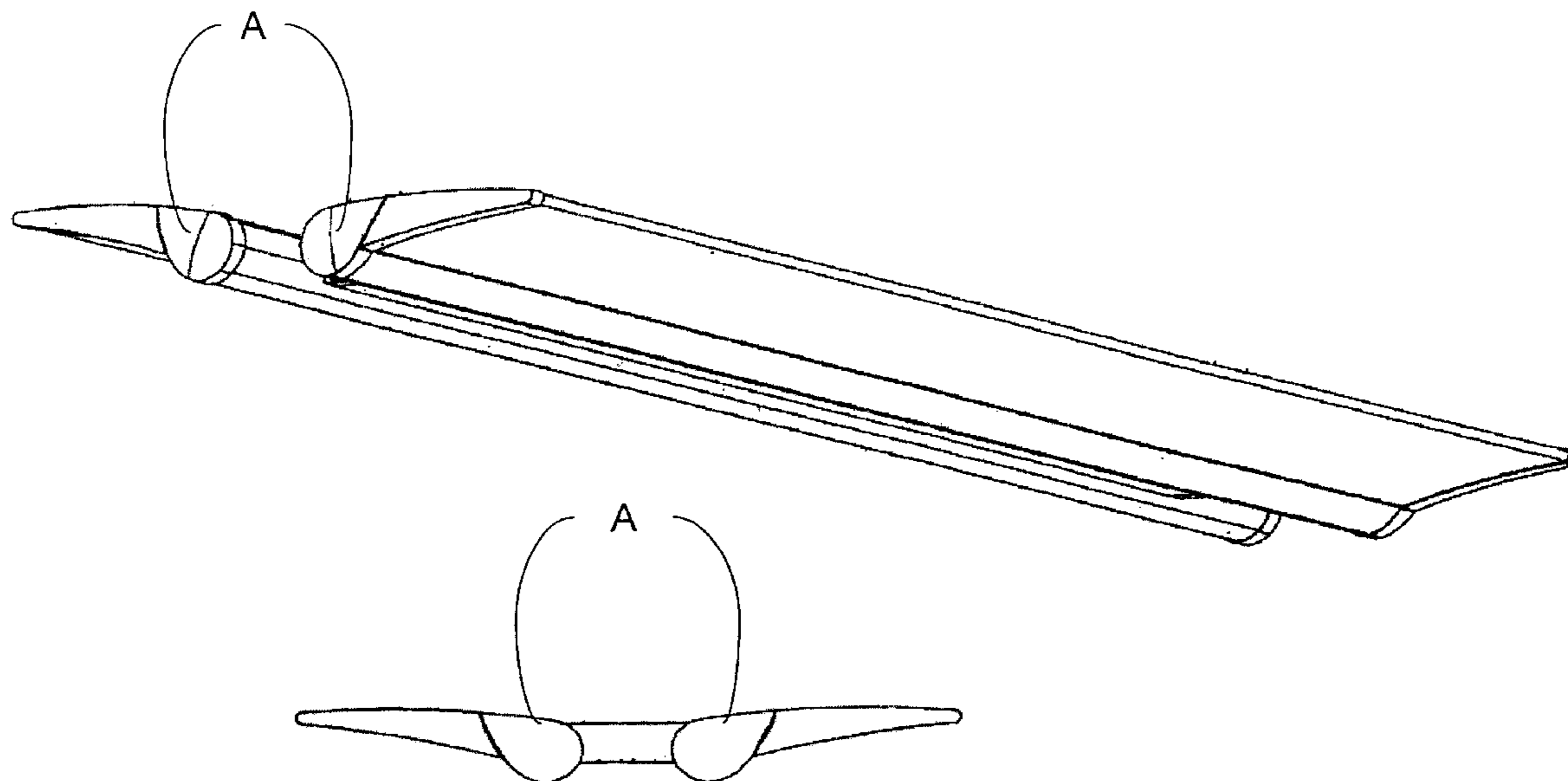
(57) **CLAIM**

The ornamental design for a luminair, as shown and described.

DESCRIPTION

FIG. 1 is a perspective view of the luminair of the present invention;
FIG. 2 is a front view of the luminair of FIG. 1;
FIG. 3 is a left side view of the luminair of FIG. 1;
FIG. 4 is a rear view of the luminair of FIG. 1; and
FIG. 5 is a right side view of the luminair of FIG. 1.
FIG. 6 is a top view of the luminair of FIG. 1; and,
FIG. 7 is a bottom view of the luminair of FIG. 1.

1 Claim, 5 Drawing Sheets



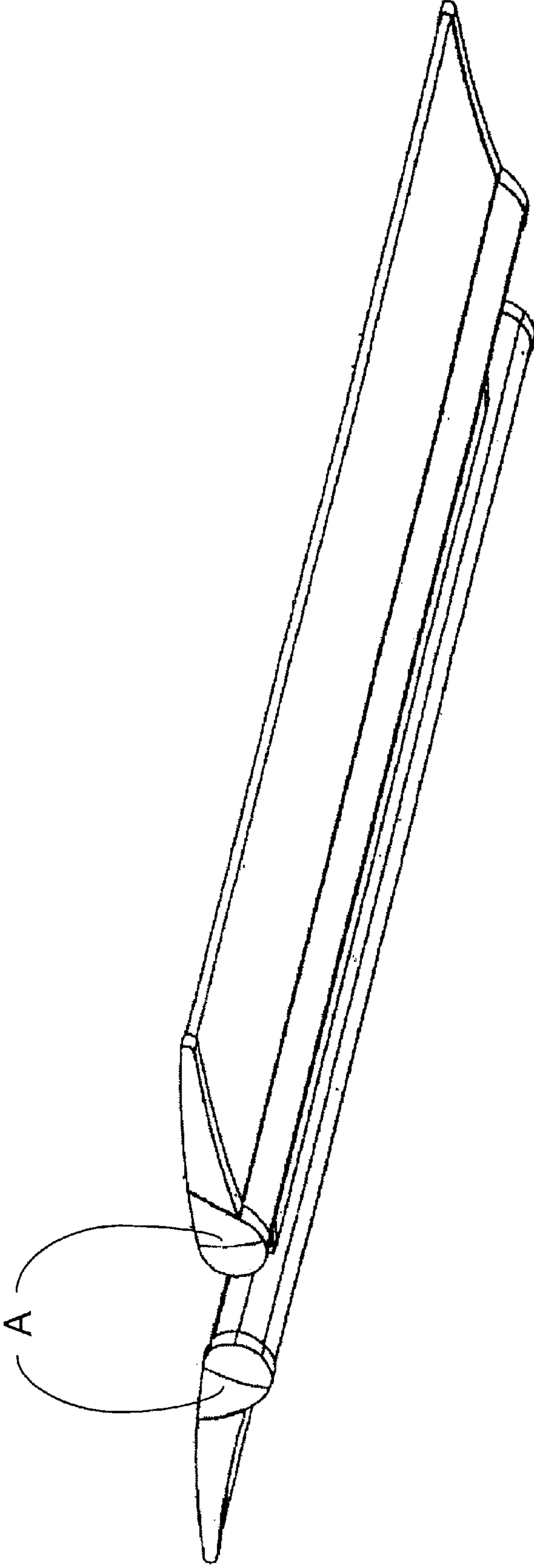


Fig. 1




Fig. 2

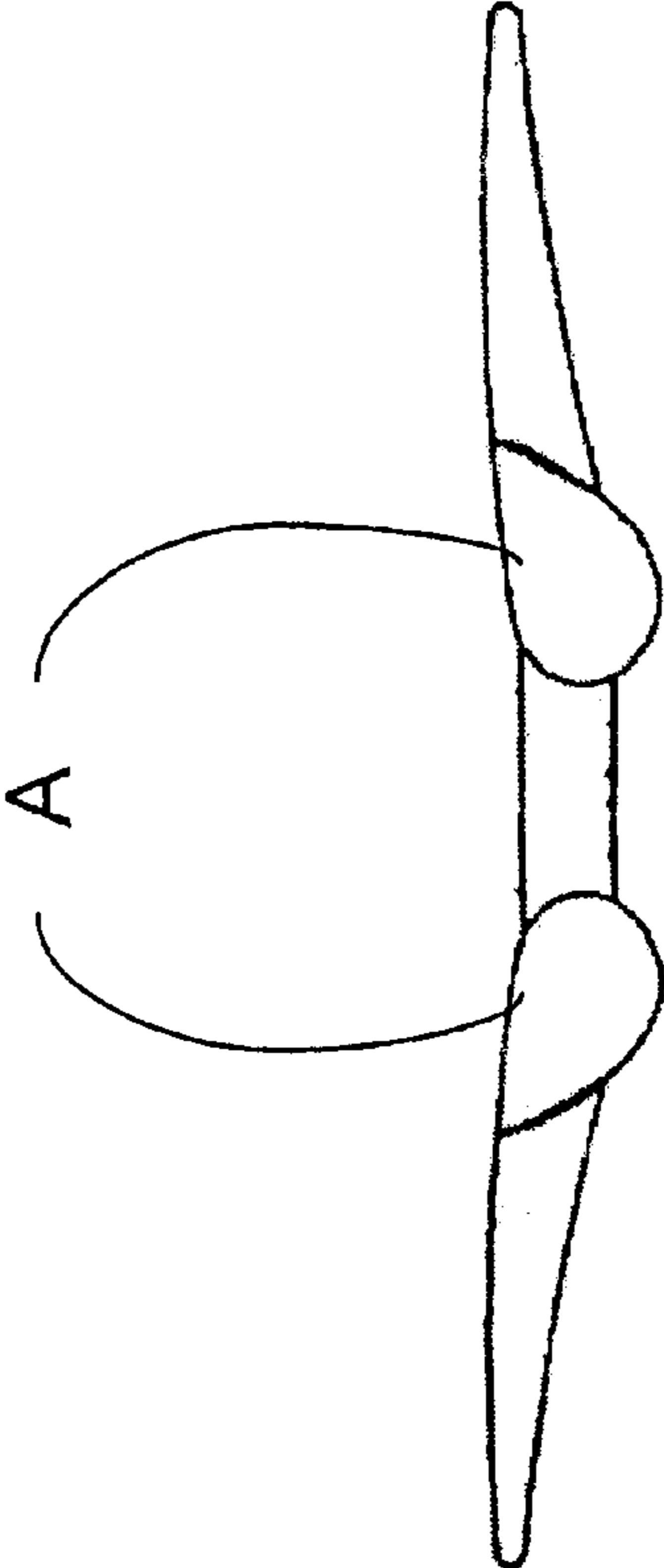


Fig. 3



Fig. 4

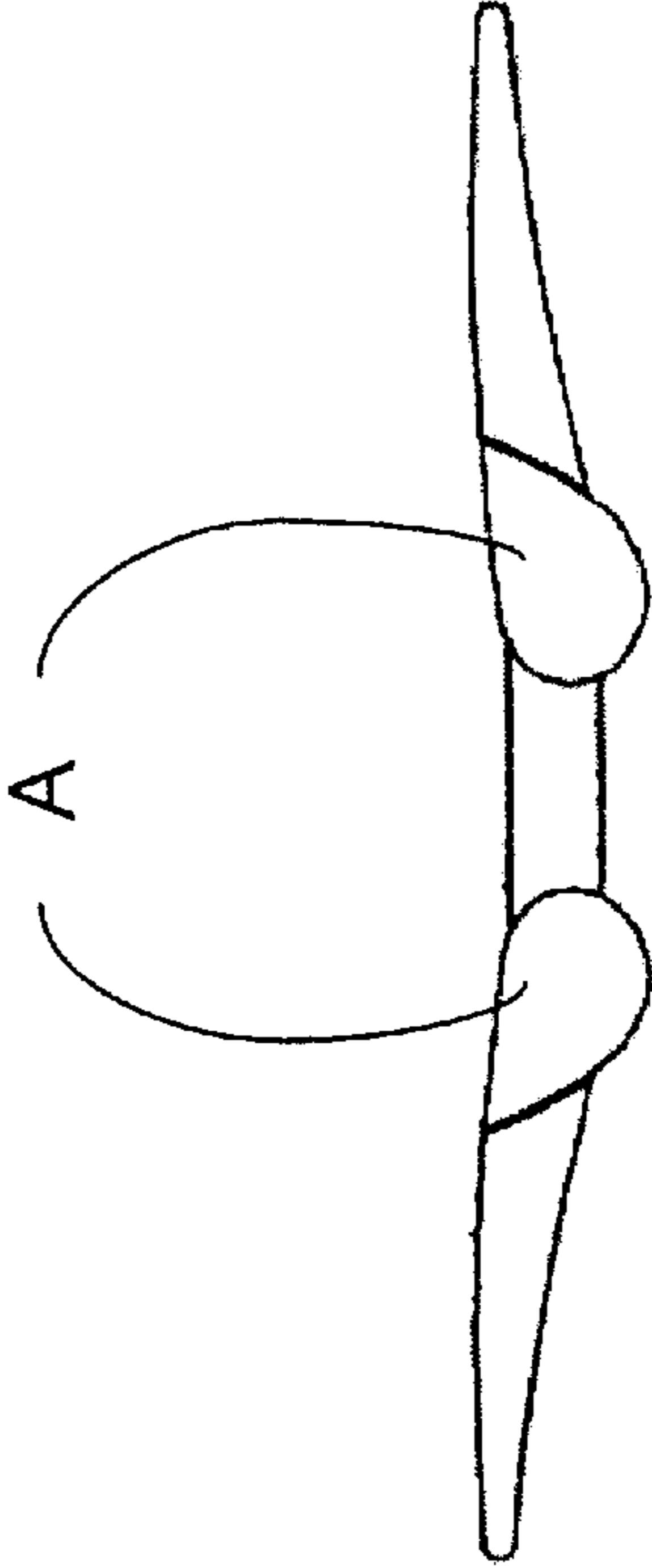


Fig. 5

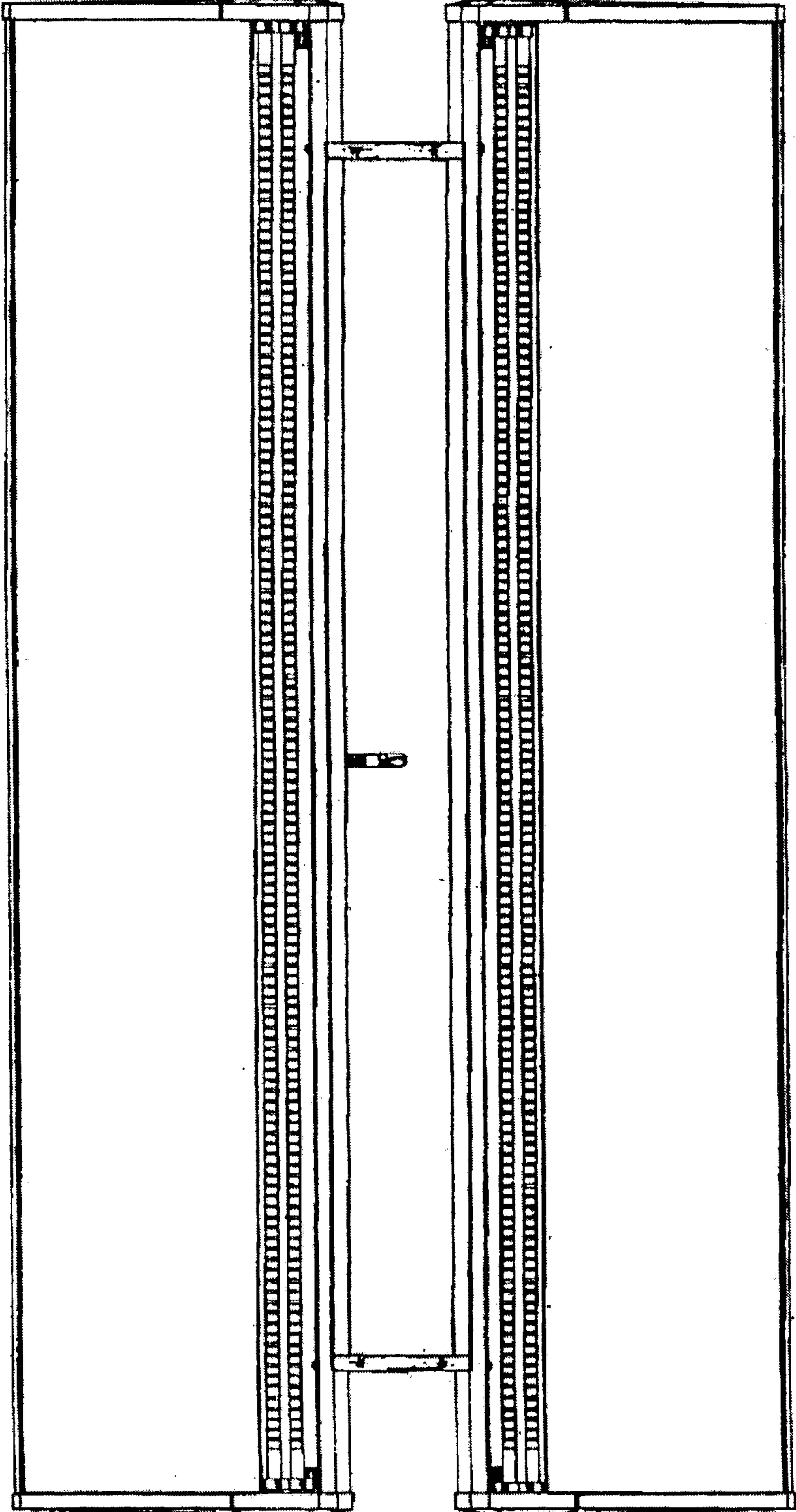


Fig. 6

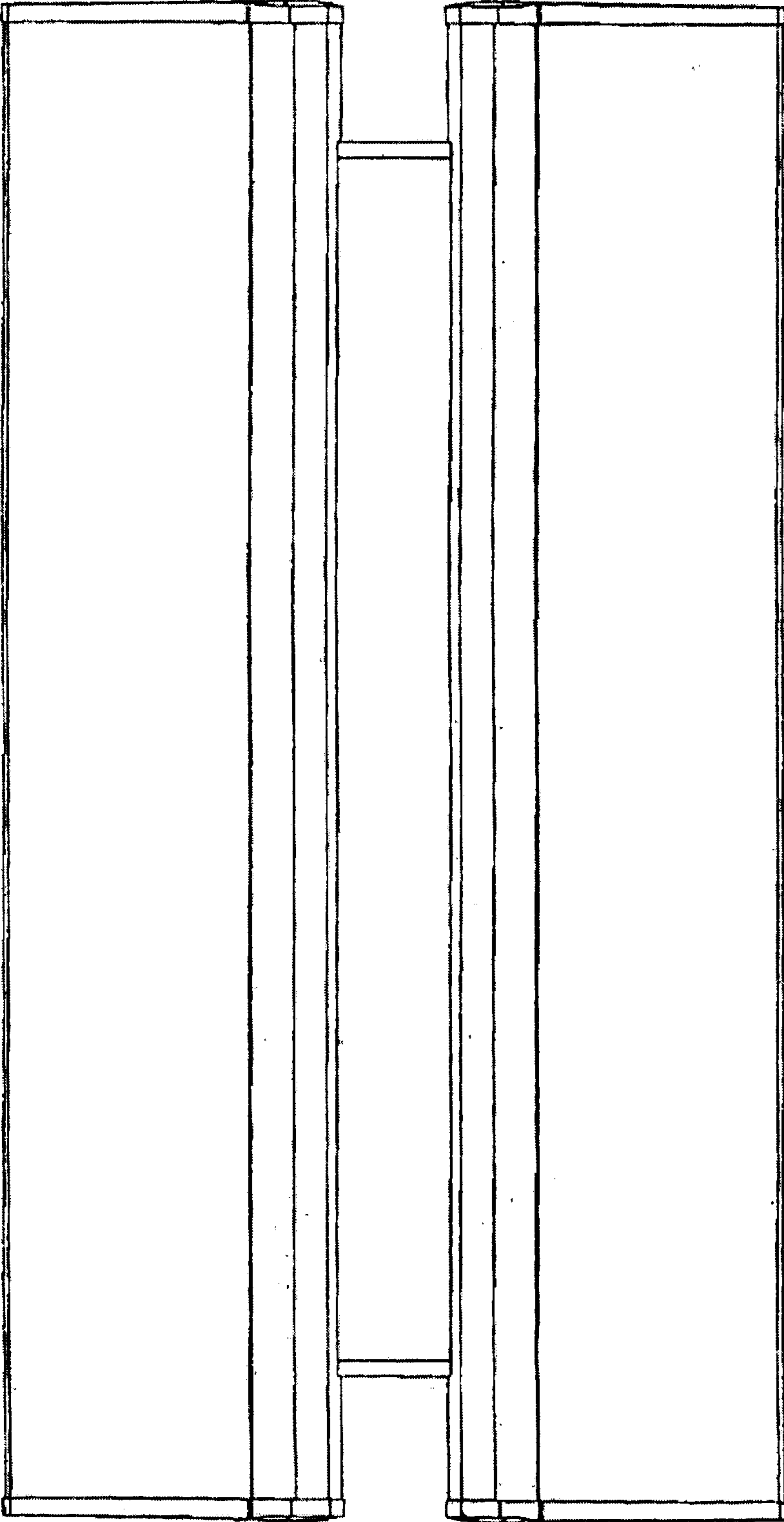


Fig. 7