



US00D511219S

(12) **United States Design Patent**
Cleary

(10) **Patent No.:** **US D511,219 S**
(45) **Date of Patent:** **** Nov. 1, 2005**

(54) **TRELLIS POST**

FOREIGN PATENT DOCUMENTS

(75) **Inventor:** **Gerard Cleary**, Burrawang via Moss
Vale (AU)

AU	140400	4/2000
NZ	400132	10/1999
NZ	402516	3/2002

(73) **Assignee:** **Vale Statutory & Mining Services Pty Ltd** (AU)

* cited by examiner

(**) **Term:** **14 Years**

Primary Examiner—Doris Clark
(74) *Attorney, Agent, or Firm*—Stites & Harbison PLLC;
Marvin Petry

(21) **Appl. No.:** **29/195,457**

(22) **Filed:** **Dec. 12, 2003**

(57) **CLAIM**

(30) **Foreign Application Priority Data**

A new and original design for a trellis post, as shown and described.

Jul. 8, 2003 (AU) 2339/2003

DESCRIPTION

(51) **LOC (8) Cl.** **25-01**

FIG. 1 is a perspective view from an end and one side thereof;

(52) **U.S. Cl.** **D25/132; D25/119**

FIG. 2 is an end view thereof;

(58) **Field of Search** D25/131, 132;
52/742, 732.3, 736.1, 726.3; 256/21, 22,
5, 32, DIG. 5; 47/70, 43, 44, 47

FIG. 3 is a side view thereof;

FIG. 4 is an opposite side view thereof;

FIG. 5 is a top view thereof; and,

FIG. 6 is a bottom view thereof.

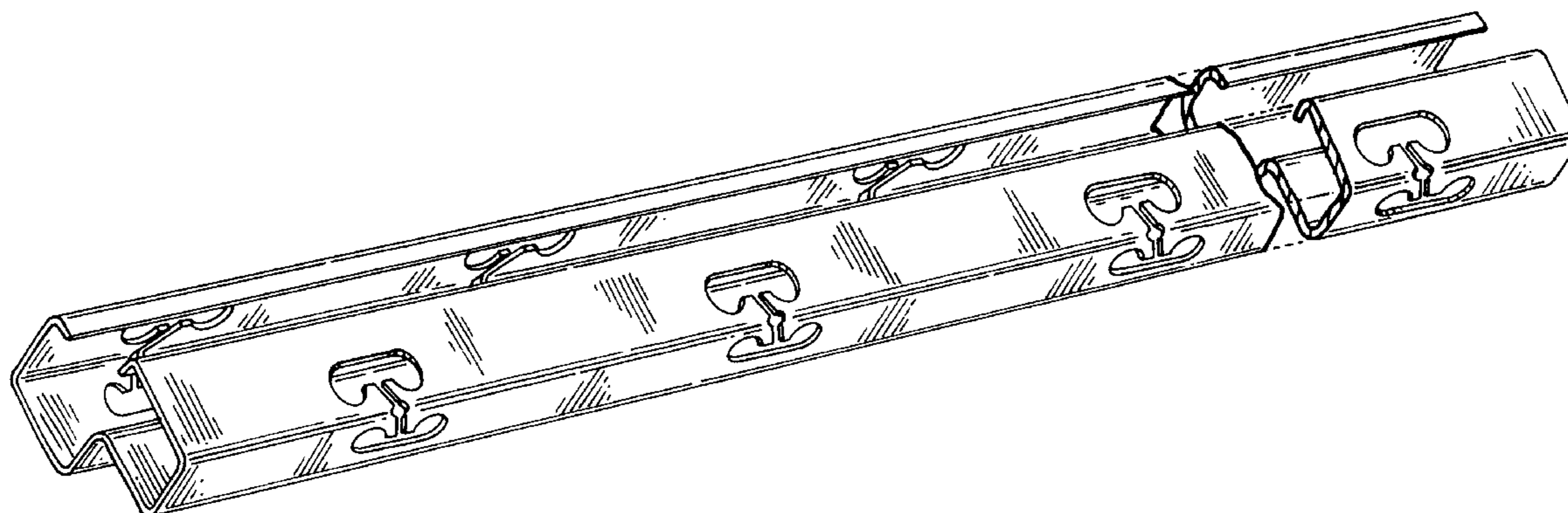
In FIGS. 1, 3, 4, 5 and 6, the trellis post is interrupted in order to illustrate that the design is of indefinite length.

(56) **References Cited**

U.S. PATENT DOCUMENTS

D315,605 S	*	3/1991	Thornton et al.	D25/126
5,263,279 A	*	11/1993	Delsanne et al.	47/70
D395,528 S	*	6/1998	Mayer et al.	D25/131

1 Claim, 3 Drawing Sheets



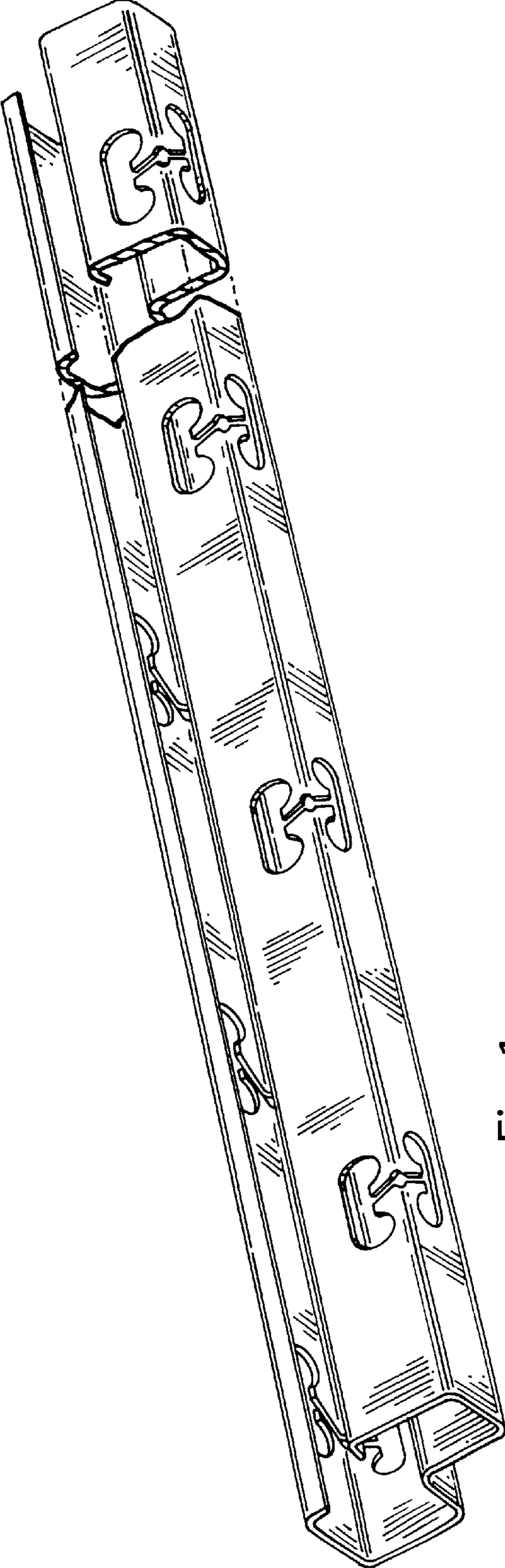


Fig. 1

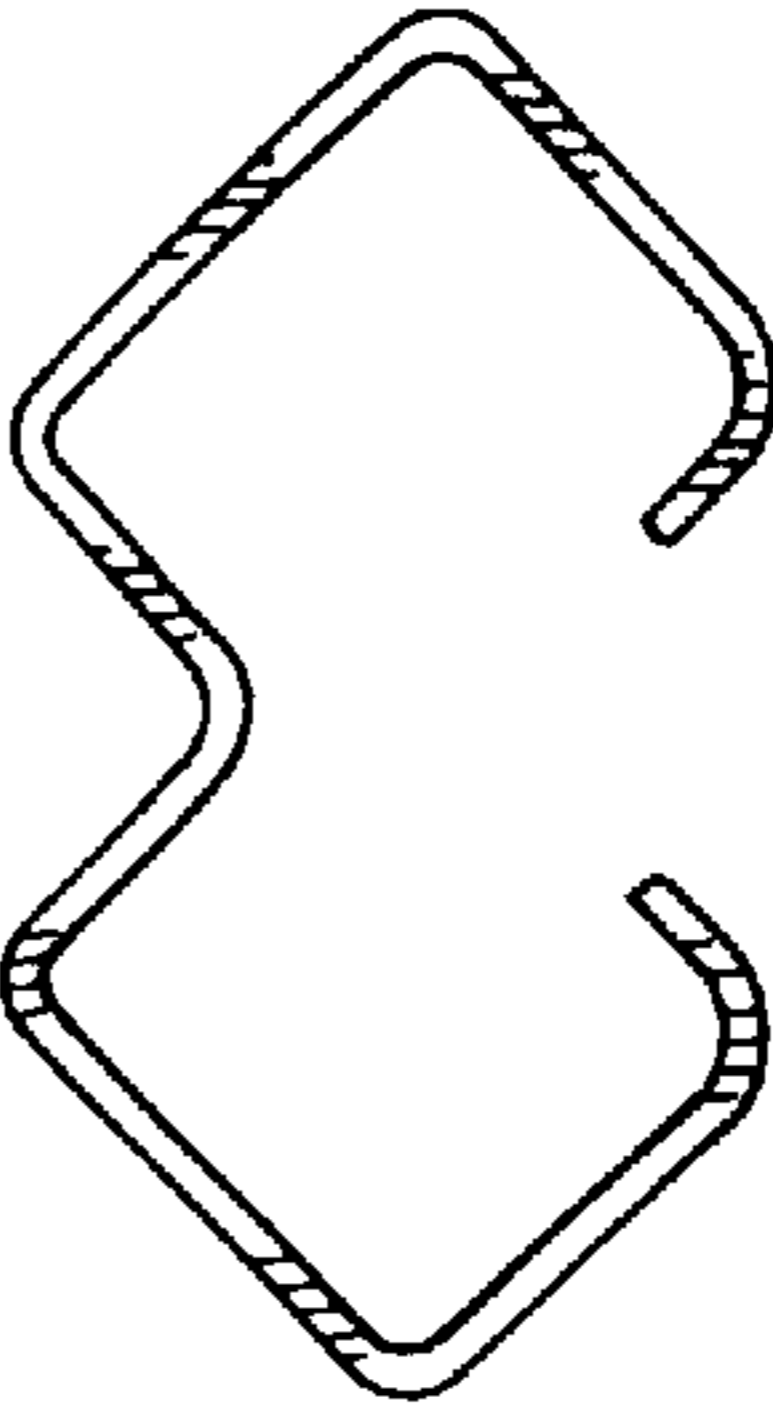


Fig. 2

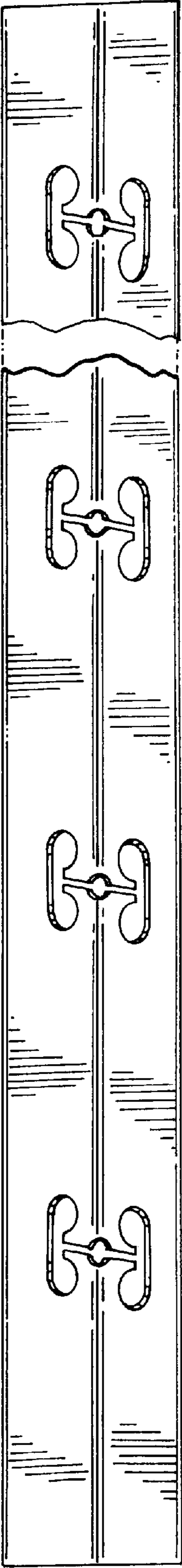


Fig. 3

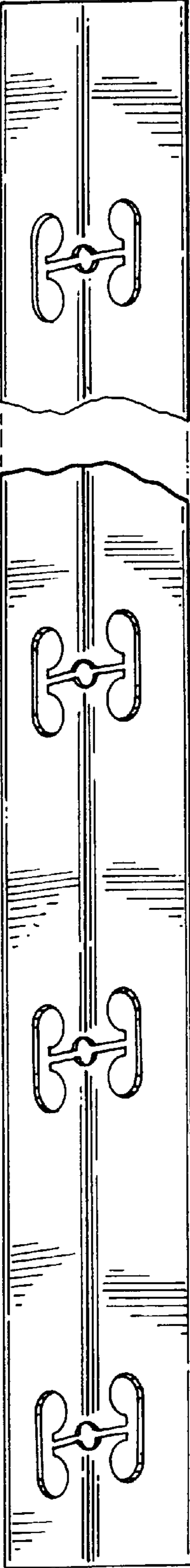


Fig. 4




Fig. 5

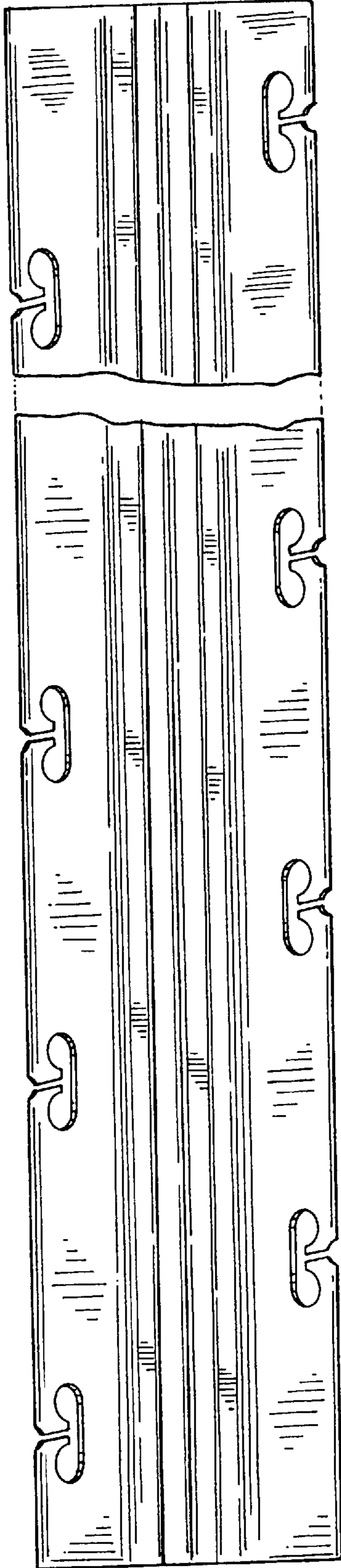


Fig. 6