



US00D511215S

(12) **United States Design Patent** (10) **Patent No.:** **US D511,215 S**  
**Vaia** (45) **Date of Patent:** **\*\* Nov. 1, 2005**

(54) **PRECAST CONCRETE BRIDGE UNIT**

4,993,872 A 2/1991 Lockwood  
 D356,163 S 3/1995 Ryan  
 5,590,433 A \* 1/1997 Fricke ..... 14/24  
 D406,902 S 3/1999 Lockwood

(75) Inventor: **Lynne A. Vaia**, Beavercreek, OH (US)

(73) Assignee: **Con/Span Bridge Systems Ltd.**, Dayton, OH (US)

(\*\*) Term: **14 Years**

\* cited by examiner

*Primary Examiner*—Doris Clark  
 (74) *Attorney, Agent, or Firm*—Jacox, Meckstroth & Jenkins

(21) Appl. No.: **29/217,514**

(22) Filed: **Nov. 19, 2004**

(57) **CLAIM**

The ornamental design of a precast concrete bridge unit, as shown and described.

(51) **LOC (8) Cl.** ..... **25-03**

(52) **U.S. Cl.** ..... **D25/1**

(58) **Field of Search** ..... 249/12; 14/24, 14/26, 2; D25/1

**DESCRIPTION**

FIG. 1 is a perspective view of a precast concrete bridge unit and showing my new design;  
 FIG. 2 is an end view thereof, the opposite end view being the same; and,  
 FIG. 3 is a side view thereof, the opposite side view being the same.

(56) **References Cited**

**U.S. PATENT DOCUMENTS**

D47,171 S \* 3/1915 Smith ..... D25/1  
 2,161,176 A 6/1939 Leisner  
 4,564,313 A 1/1986 Niswander et al.  
 4,587,684 A 5/1986 Miller

**1 Claim, 1 Drawing Sheet**




FIG-1

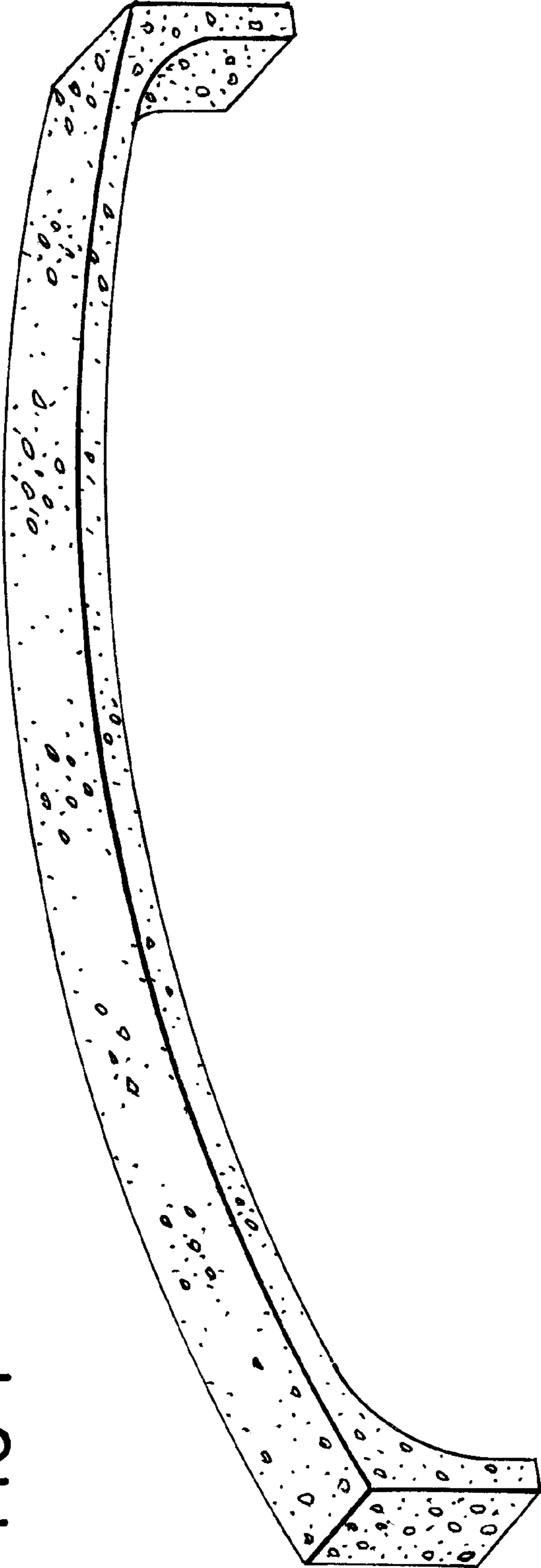


FIG-2

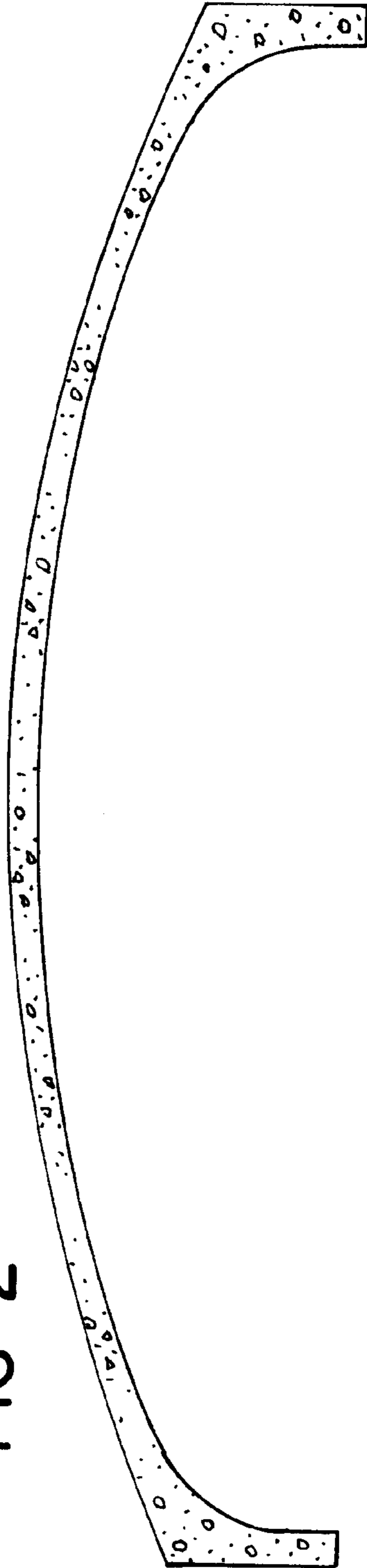


FIG-3

