



US00D511213S

(12) **United States Design Patent**  
**Hasegawa**

(10) **Patent No.:** **US D511,213 S**  
(45) **Date of Patent:** **\*\* Nov. 1, 2005**

(54) **MASSAGER**

(75) **Inventor:** **Shoji Hasegawa, Minato-ku (JP)**

(73) **Assignee:** **Bionics Corporation (JP)**

(\*\*) **Term:** **14 Years**

(21) **Appl. No.:** **29/206,703**

(22) **Filed:** **Jun. 3, 2004**

(30) **Foreign Application Priority Data**

Dec. 18, 2003 (JP) ..... 2003-037440

(51) **LOC (8) Cl.** ..... **24-01**

(52) **U.S. Cl.** ..... **D24/200; D6/601**

(58) **Field of Search** ..... D24/183, 200,  
D24/206, 207; D6/595, 596, 601, 604;  
601/49, 56, 90; 128/202.18; 297/180.11,  
188.2, 219.1, 229, 452.41; 5/636, 637,  
902, 915

(56) **References Cited**

**U.S. PATENT DOCUMENTS**

D314,116 S \* 1/1991 Reed ..... D6/601  
D318,202 S \* 7/1991 Weber ..... D6/601

D338,797 S \* 8/1993 Huls ..... D6/596  
D391,112 S \* 2/1998 Houston ..... D6/596  
D417,997 S \* 12/1999 Yannakis ..... D6/601  
D471,750 S \* 3/2003 Jamvold et al. .... D6/601  
D484,349 S \* 12/2003 Fujita ..... D6/601

\* cited by examiner

*Primary Examiner*—Louis S. Zarfaz

*Assistant Examiner*—Melanie Levy

(74) *Attorney, Agent, or Firm*—Banner & Witcoff, Ltd


(57) **CLAIM**

The ornamental design for a massager, as shown and described.

**DESCRIPTION**

FIG. 1 is a front, top and right side perspective view of a massager, showing my new design;  
FIG. 2 is a front elevational view thereof;  
FIG. 3 is a rear elevational view thereof;  
FIG. 4 is a top plan view thereof;  
FIG. 5 is a bottom plan view thereof;  
FIG. 6 is a right side elevational view thereof; and,  
FIG. 7 is a left side elevational view thereof.

**1 Claim, 3 Drawing Sheets**



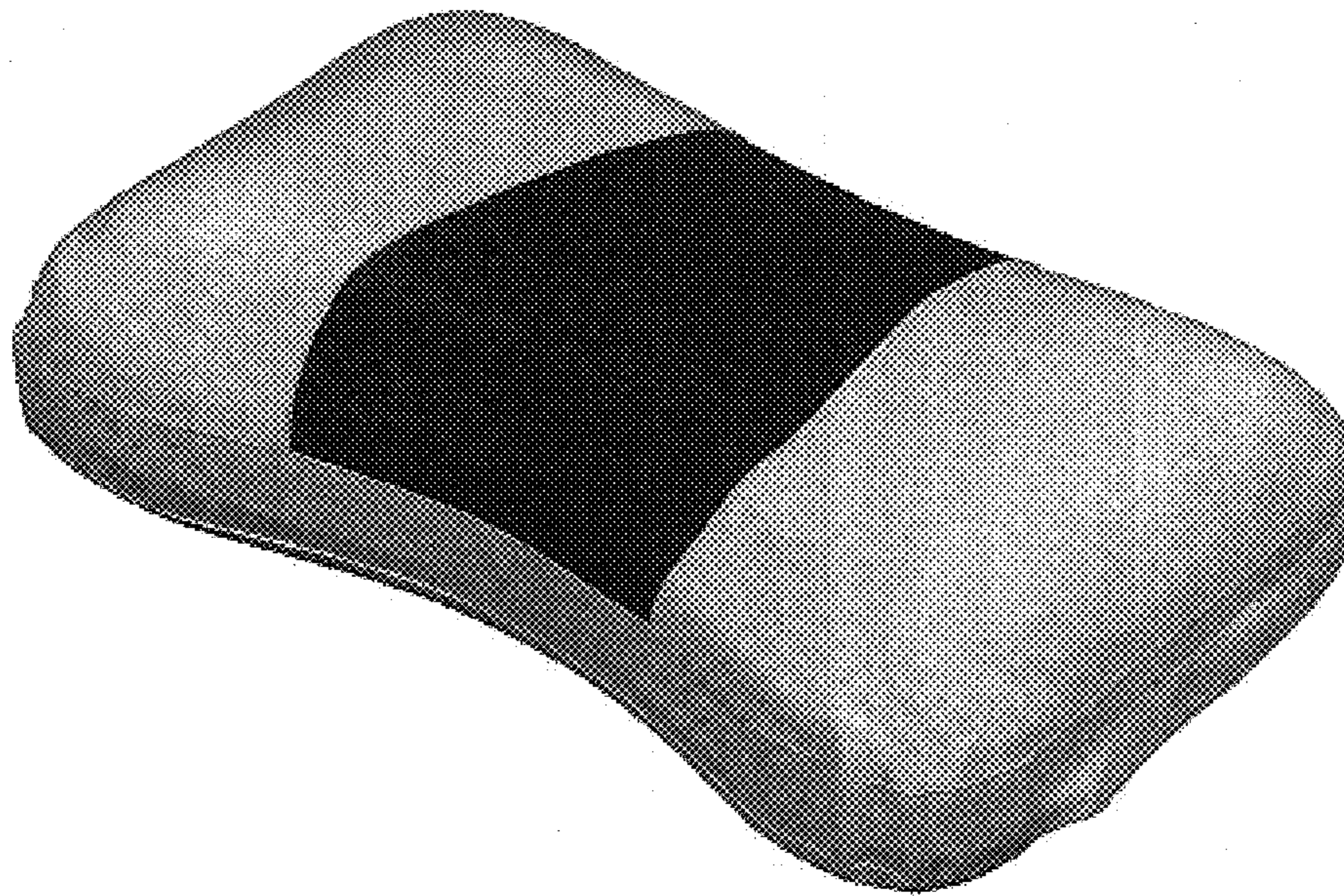


FIG. 1




FIG. 2




FIG. 3

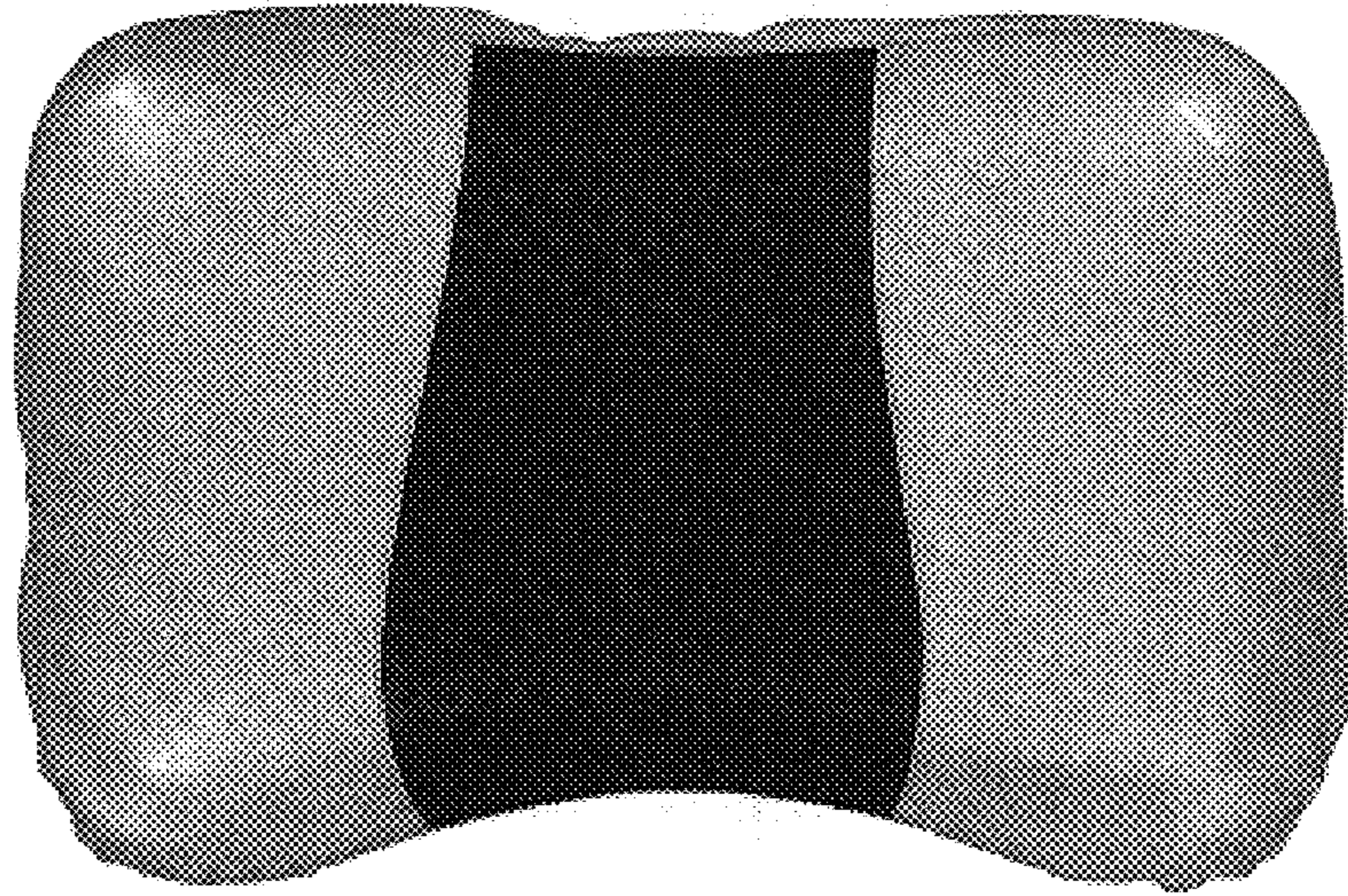


FIG. 4




FIG. 5

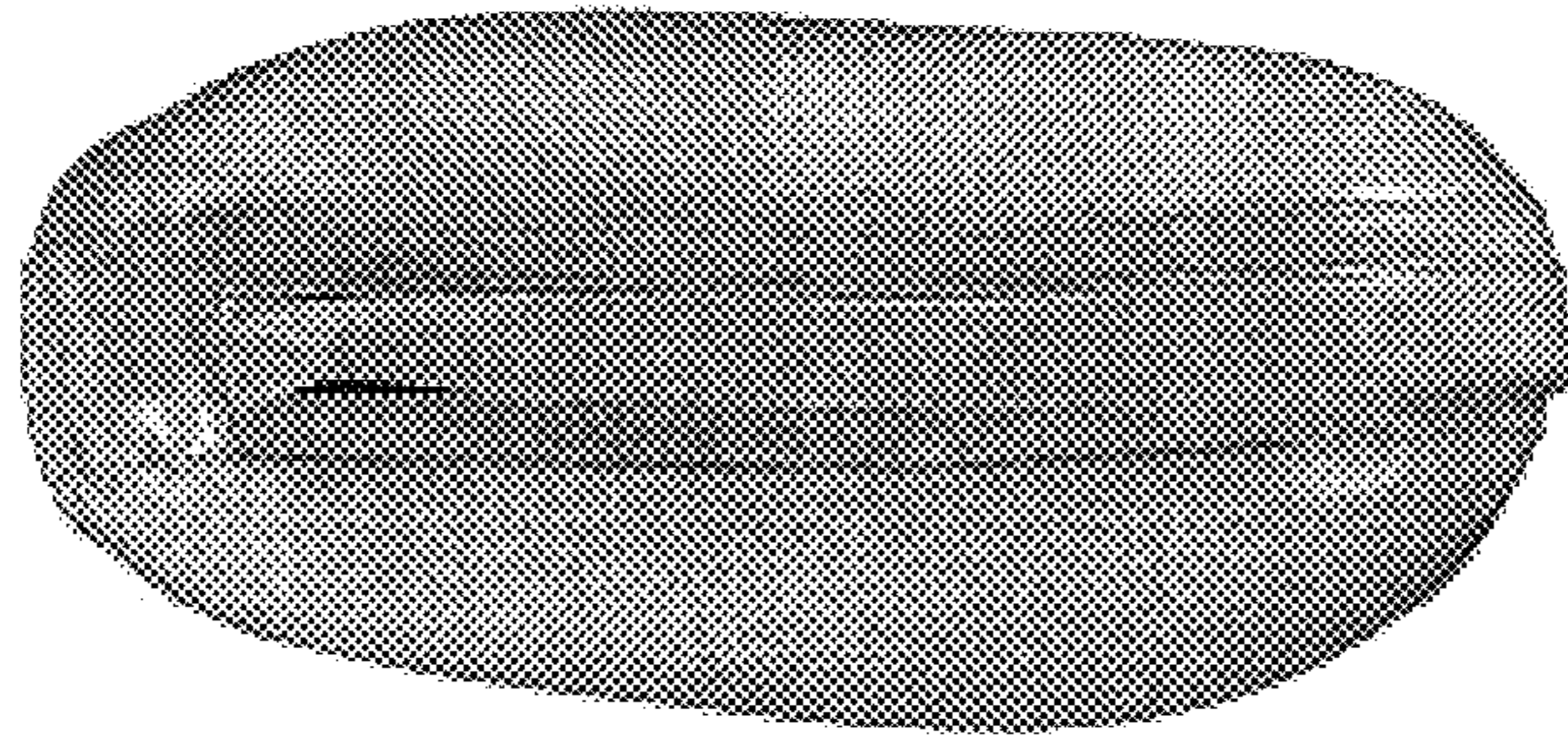


FIG. 6

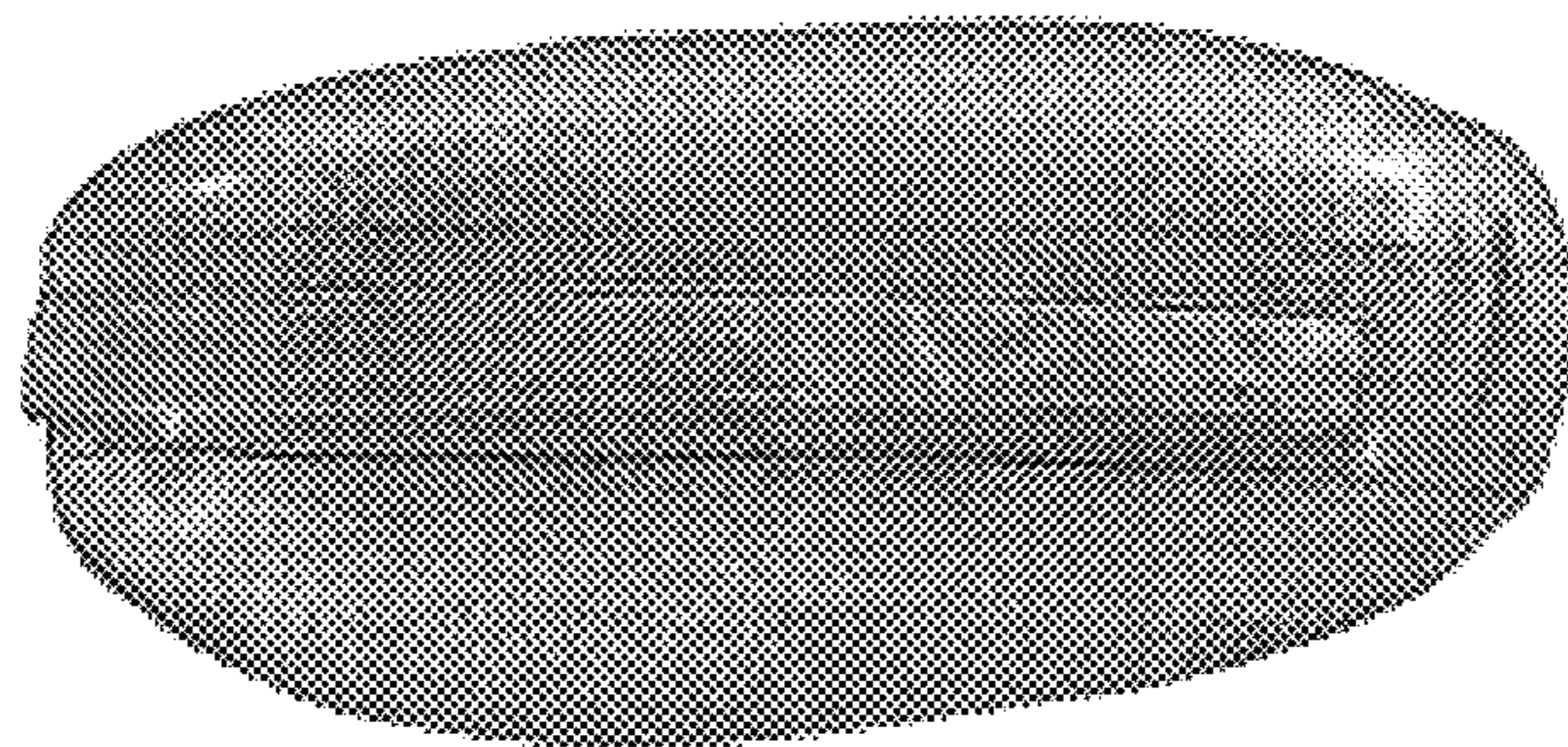


FIG. 7