



US00D511209S

(12) **United States Design Patent**
Callan

(10) **Patent No.:** **US D511,209 S**

(45) **Date of Patent:** **** Nov. 1, 2005**

(54) **SURGICAL MASK**

(76) **Inventor:** **Eoin J. P. Callan**, 104 Woodbrook Dr.,
Douglassville, PA (US) 19518

(**) **Term:** **14 Years**

(21) **Appl. No.:** **29/193,685**

(22) **Filed:** **Nov. 12, 2003**

(51) **LOC (8) Cl.** **29-02**

(52) **U.S. Cl.** **D24/110.1**

(58) **Field of Search** D24/110.1, 110.2,
D24/195; 128/205.29, 203.29, 205.25, 206.12,
206.19, 206.21

(56) **References Cited**

U.S. PATENT DOCUMENTS

4,300,549 A	*	11/1981	Parker	128/206.19
4,488,547 A	*	12/1984	Mason	128/206.19
5,107,547 A	*	4/1992	Scheu	128/206.19
D368,960 S	*	4/1996	Lanford	D24/110.1
5,582,187 A		12/1996	Hussey		

D400,674 S	*	11/1998	Miura	D24/110.1
D415,568 S	*	10/1999	Bernd	D24/195
D421,117 S	*	2/2000	Hunter	D24/110.1
D423,106 S	*	4/2000	Arlie	D24/195
6,070,578 A	*	6/2000	Baughman et al.	128/205.27
6,412,486 B1	*	7/2002	Glass	128/206.19
6,758,215 B2	*	7/2004	Begum	128/203.29

* cited by examiner

Primary Examiner—Ian Simmons

(74) *Attorney, Agent, or Firm*—Gardner Groff, P.C.


(57) **CLAIM**

The ornamental design for a surgical mask, as shown and described.

DESCRIPTION

FIG. 1 is a perspective view of a surgical mask showing my new design, the broken line showing is for illustrative purposes only and forms no part of the claimed design; FIG. 2 is a front view thereof; and, FIG. 3 is a rear view thereof.

1 Claim, 2 Drawing Sheets






Fig. 1

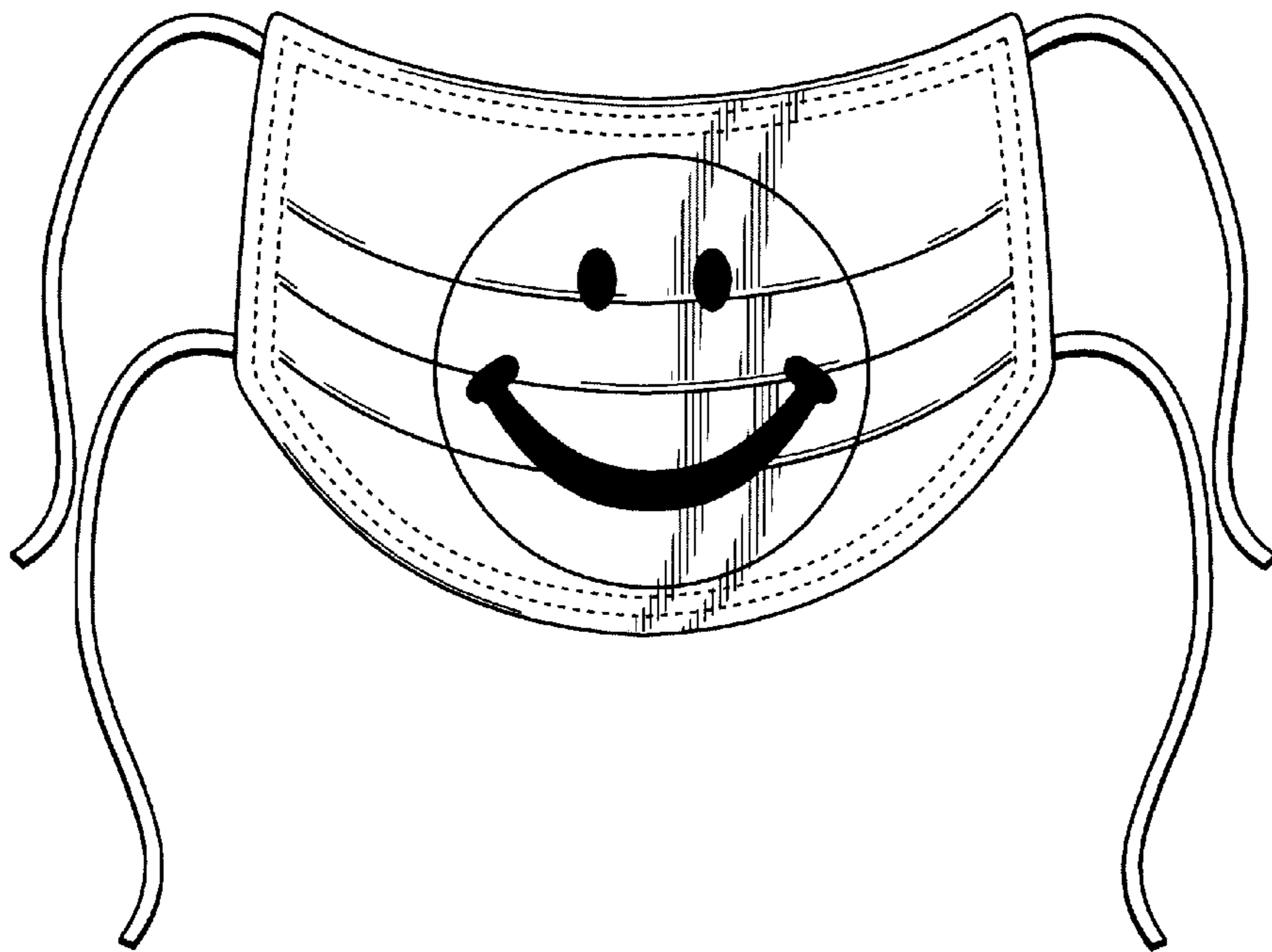


Fig. 2

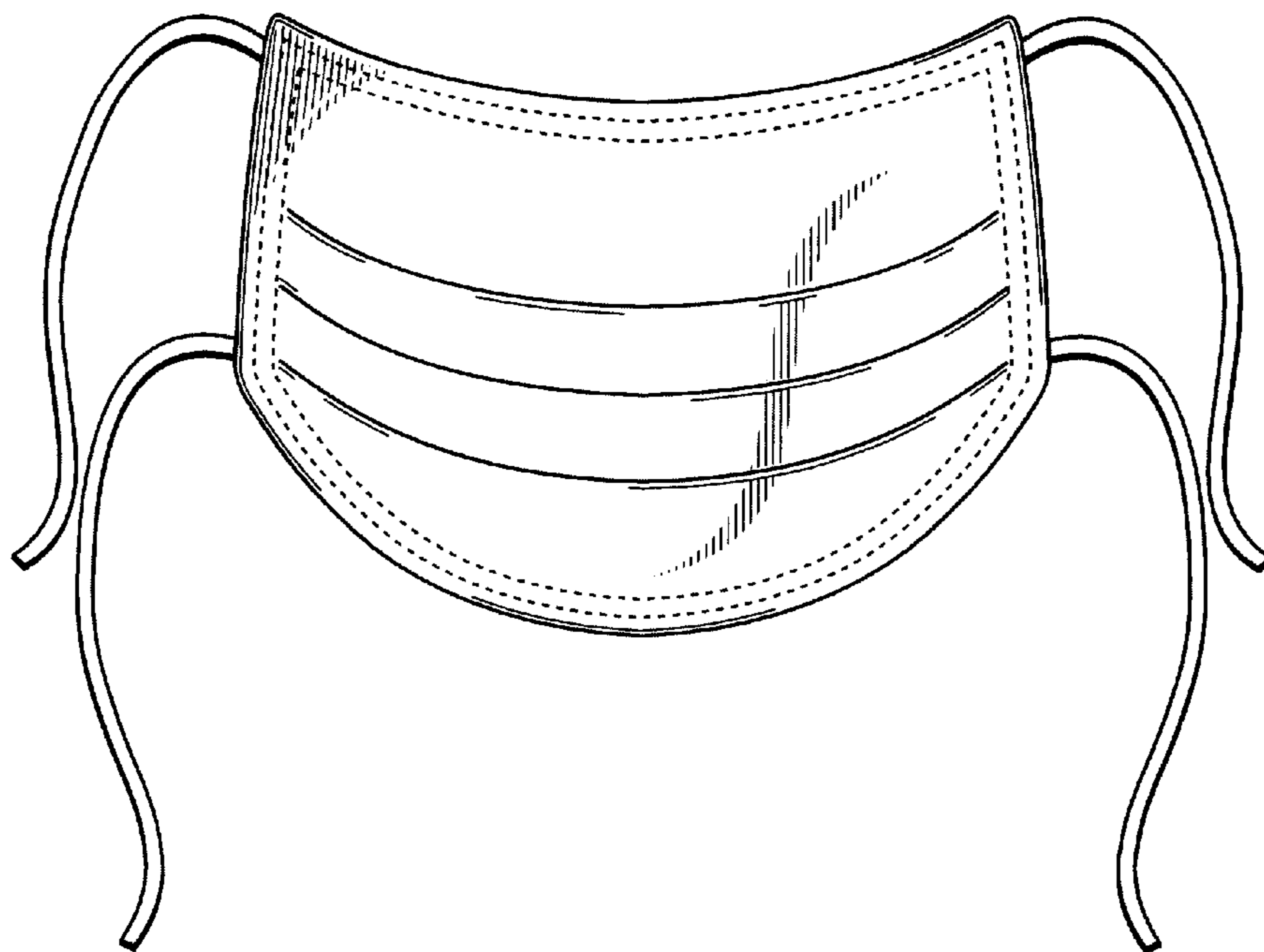


Fig. 3