



US00D511206S

(12) **United States Design Patent** (10) **Patent No.:** **US D511,206 S**  
**Emrich** (45) **Date of Patent:** **\*\* Nov. 1, 2005**

(54) **DIFFUSER**  
(76) Inventor: **Ronni Lynn Emrich**, 8330 W.  
Winnemac, Norridge, IL (US) 60706  
(\*\*) Term: **14 Years**  
(21) Appl. No.: **29/213,728**  
(22) Filed: **Sep. 22, 2004**

**Related U.S. Application Data**

(62) Division of application No. 29/185,694, filed on Jul. 1, 2003,  
now Pat. No. Des. 498,526.  
(51) **LOC (8) Cl.** ..... **23-04**  
(52) **U.S. Cl.** ..... **D23/366**  
(58) **Field of Search** ..... 239/135, 136,  
239/58; 261/DIG. 17, DIG. 65; D23/356-369;  
392/390, 392

**References Cited**

**U.S. PATENT DOCUMENTS**

D332,138 S	*	12/1992	Lonker et al.	.....	D23/366
D332,488 S		1/1993	Martin	.....	D23/367
D334,792 S	*	4/1993	Flemming	.....	D22/146
5,201,025 A	*	4/1993	Landesberg	.....	392/392
D345,789 S		4/1994	Martin	.....	D23/367
D346,207 S	*	4/1994	Martin	.....	D23/367
D359,346 S		6/1995	Martin	.....	D23/366
D364,450 S		11/1995	Kearnes	.....	D23/366
D365,390 S		12/1995	King	.....	D23/366
D379,651 S		6/1997	Rondeau	.....	D23/367
D379,652 S		6/1997	Okamoto	.....	D23/367
D381,444 S		7/1997	Yuen	.....	D26/26
5,647,053 A		7/1997	Schroeder et al.	.....	392/390
D390,941 S		2/1998	Cessaroni et al.	.....	D23/367
D393,063 S		3/1998	Wefler	.....	D23/363
5,725,152 A		3/1998	Akyu	.....	239/45
D395,529 S		6/1998	Yuen	.....	D26/26
D400,662 S		11/1998	Davis	.....	D23/366
D411,881 S		7/1999	Weick	.....	D23/366
D422,350 S		4/2000	Wu	.....	D23/367
6,104,867 A		8/2000	Stathakis et al.	.....	392/403
D430,659 S		9/2000	Zaragoza et al.	.....	D23/367
D433,521 S		11/2000	Jaworski	.....	D26/26

D435,895 S		1/2001	Davis	.....	D23/366
D440,291 S		4/2001	Wolpert et al.	.....	D23/360
D441,468 S		5/2001	Bing	.....	D26/26
D447,550 S		9/2001	Basaganas	.....	D23/366
D458,359 S		6/2002	Blanchette	.....	D23/366
D459,459 S	*	6/2002	Yamada et al.	.....	D23/366
D462,755 S		9/2002	Basaganas Millan	.....	D23/366
6,446,583 B2		9/2002	Vieira	.....	122/366
D464,416 S		10/2002	Von Dohlen et al.	.....	D23/366
D466,205 S		11/2002	Garcia	.....	D23/366
D469,862 S		2/2003	Cruver, IV et al.	.....	D23/366
D471,267 S		3/2003	Ahn et al.	.....	D23/367

(Continued)

**FOREIGN PATENT DOCUMENTS**

WO WO 00/76292 12/2000

**OTHER PUBLICATIONS**

Ambi-Pur Diffuser, Copied from advertisement on Internet  
on Apr. 16, 2002 (1 page).

*Primary Examiner*—Antoine Duval Davis  
*Assistant Examiner*—Sandra Snapp  
(74) *Attorney, Agent, or Firm*—Marshall, Gerstein & Borun  
LLP

(57) **CLAIM**

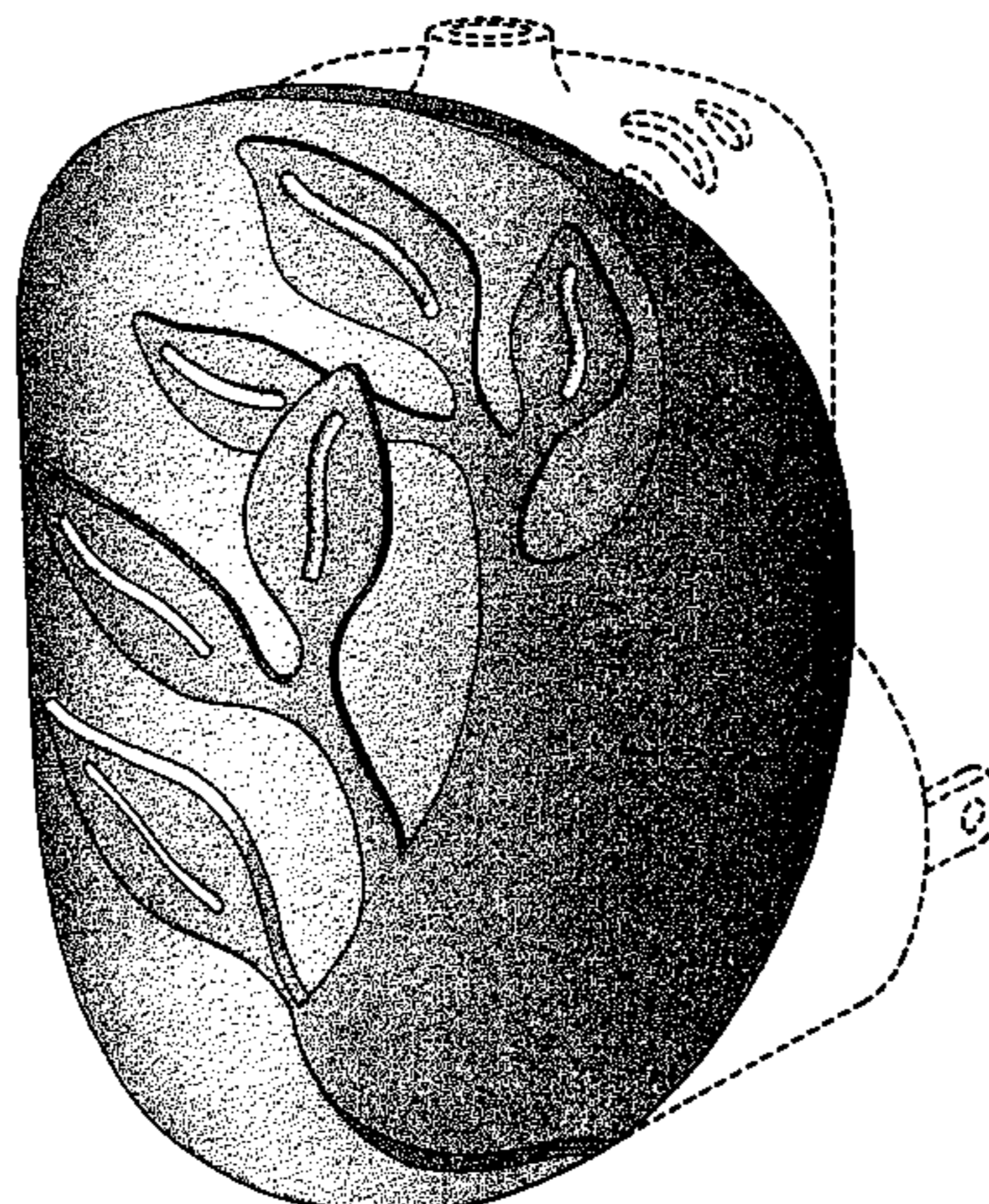
The ornamental design for a “diffuser,” as shown and  
described.

**DESCRIPTION**

FIG. 1 is a left side perspective view taken from the front  
and side of a diffuser, showing my new design;  
FIG. 2 is a front view thereof;  
FIG. 3 is a left side elevational view thereof;  
FIG. 4 is a right side elevational view thereof;  
FIG. 5 is a top plan view thereof;  
FIG. 6 is a bottom plan view thereof; and,  
FIG. 7 is a rear view thereof.

The broken line showing an electric vaporizer is for illus-  
trative purposes only and forms no part of the claimed  
design.

**1 Claim, 2 Drawing Sheets**



# US D511,206 S

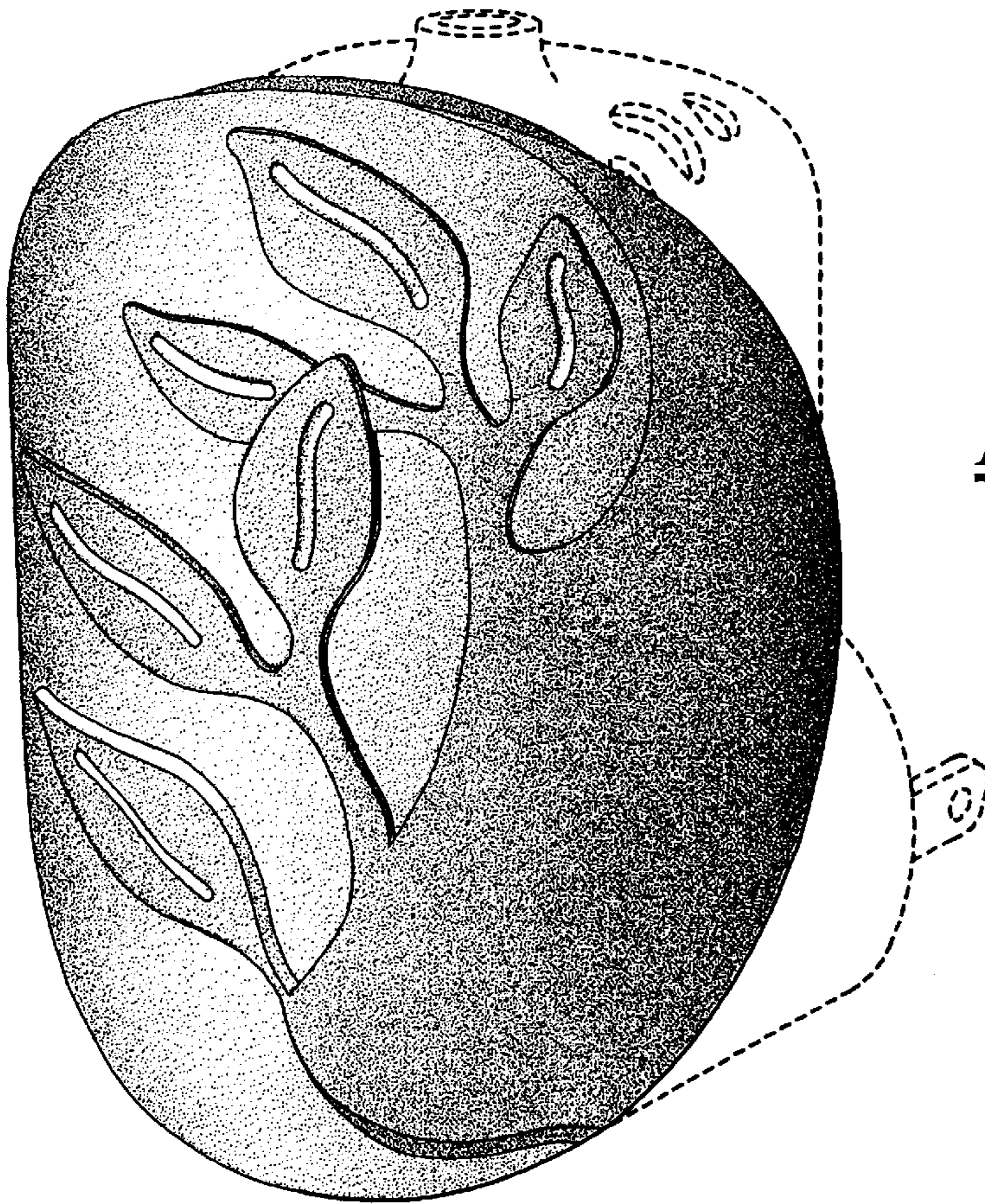
Page 2

---

## U.S. PATENT DOCUMENTS

D477,065 S	7/2003	Lonczak et al. ....	D23/366	D493,876 S	*	8/2004	Wirthman et al. ....	D23/366
D477,067 S	7/2003	Lonczak et al. ....	D23/367	D493,877 S	*	8/2004	Wirthman et al. ....	D23/366
D484,583 S	* 12/2003	Hunt et al. ....	D23/360	D497,422 S	*	10/2004	Wirthman et al. ....	D23/366
D485,607 S	1/2004	Wu .....	D23/366	D501,545 S	*	2/2005	Wirthman et al. ....	D23/366
D487,308 S	3/2004	Engerant .....	D23/366					

\* cited by examiner



**FIG. 1**

**FIG. 2**

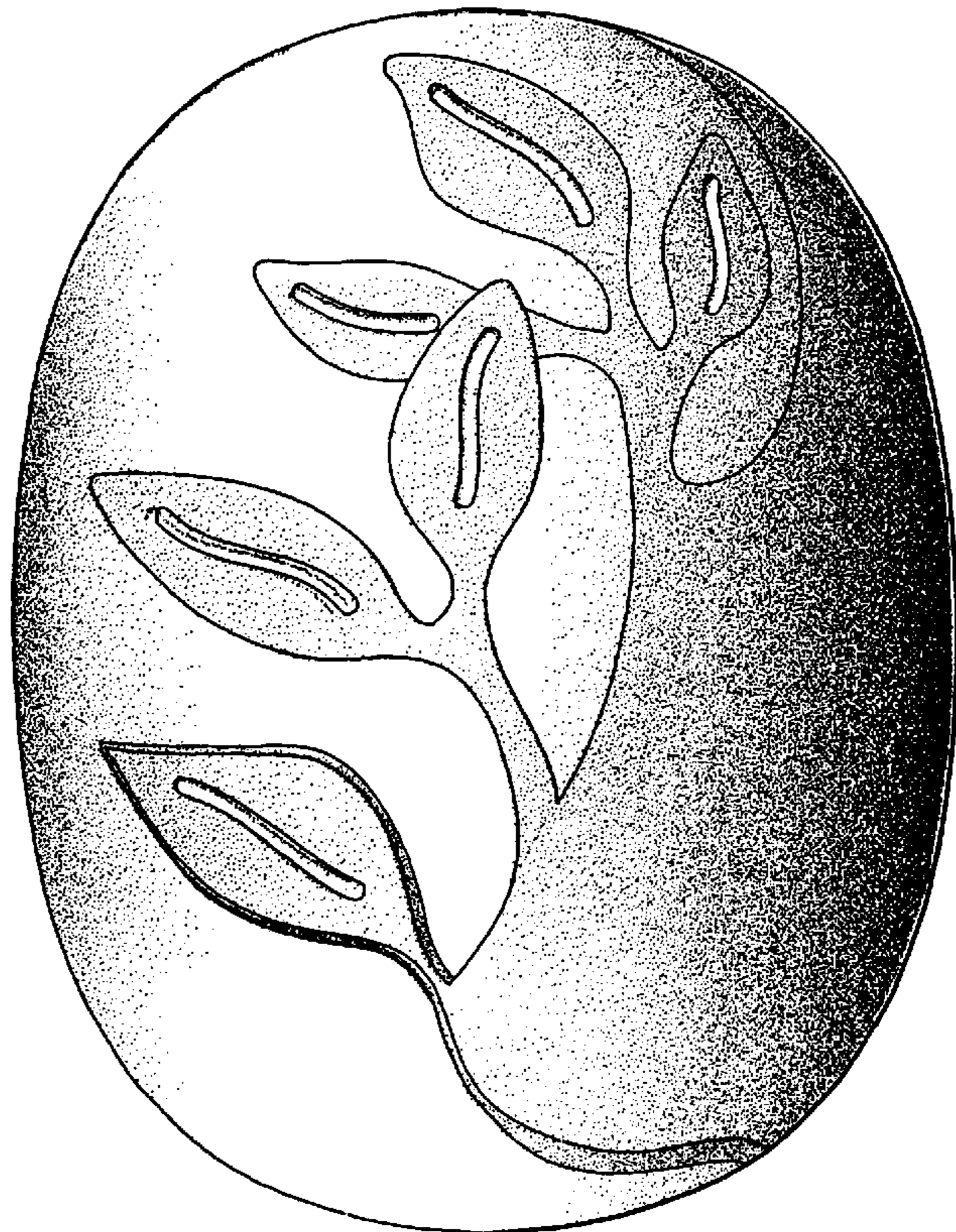


FIG. 3

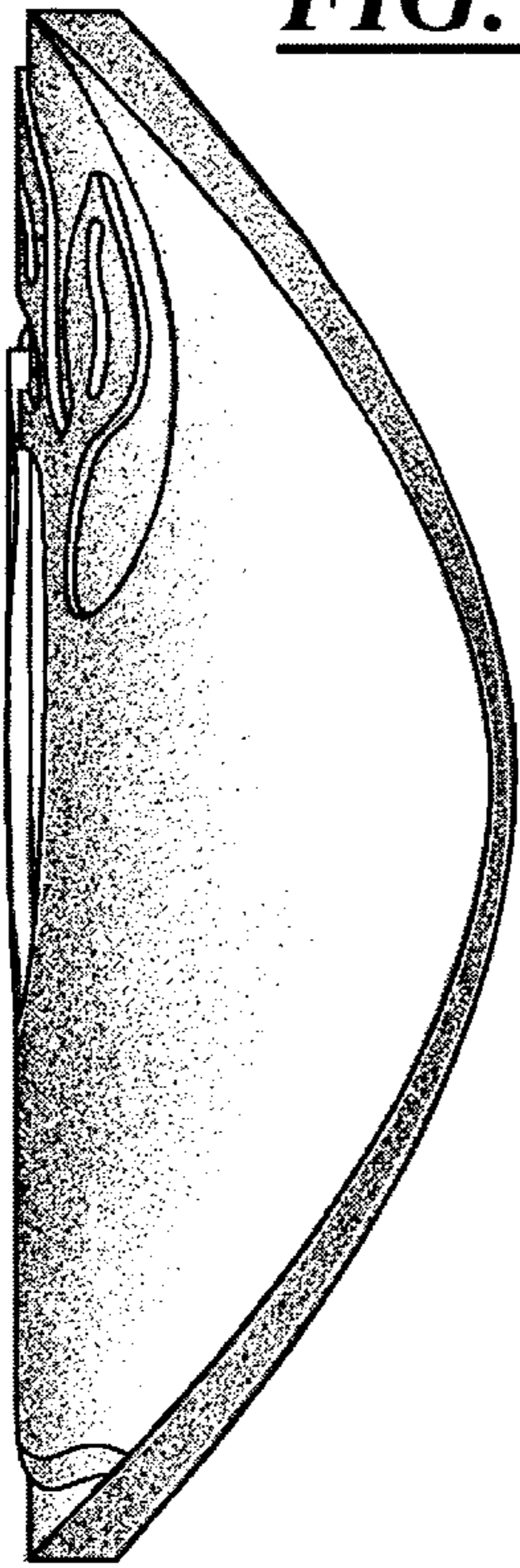


FIG. 5




FIG. 6




FIG. 4

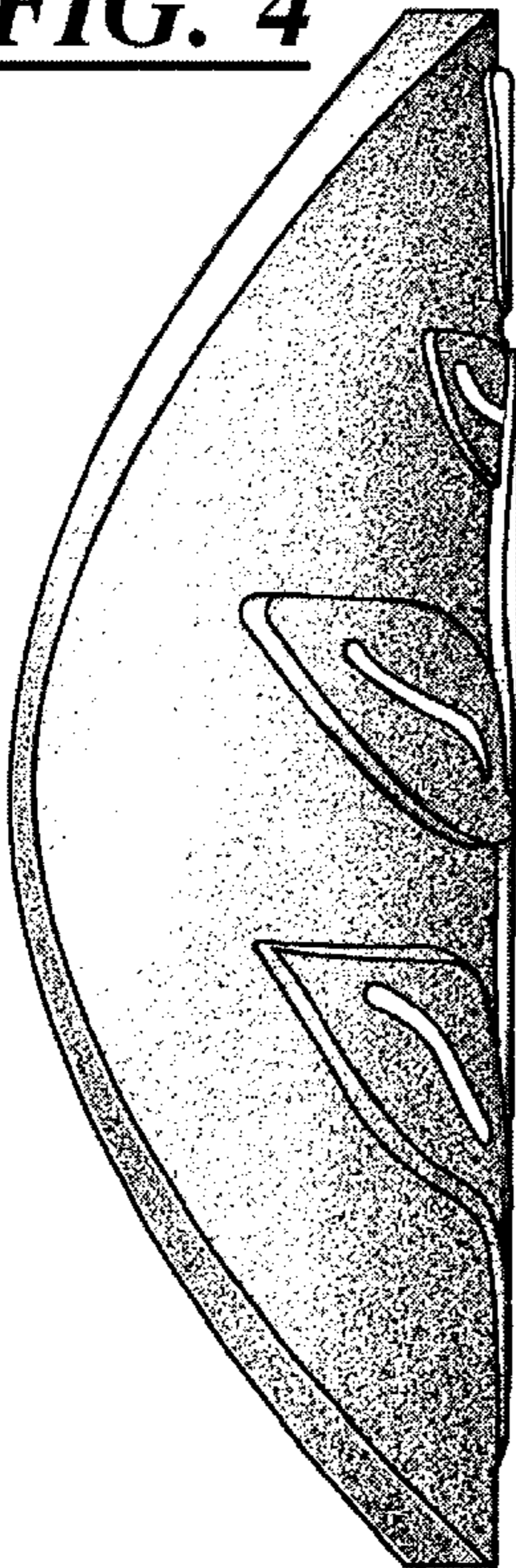


FIG. 7

