

US00D511205S

(12) **United States Design Patent** (10) **Patent No.:** **US D511,205 S**
Loberger et al. (45) **Date of Patent:** **** Nov. 1, 2005**

(54) **LAVATORY**
(75) Inventors: **John M. Loberger**, Germantown, WI (US); **David H. Roland**, Cedarburg, WI (US)
(73) Assignee: **Bradley Fixtures Corporation**, Menomonee Falls, WI (US)
(**) Term: **14 Years**

D100,310 S 7/1936 Blu
D170,204 S 8/1953 Long
2,908,019 A 10/1959 Lyon, Jr.
D201,493 S 6/1965 Sundberg
D210,131 S 2/1968 Rourke
D251,795 S 5/1979 McCann
D260,678 S 9/1981 Hiller
D279,404 S 6/1985 Hiller
D326,711 S 6/1992 Lotito et al.
D336,572 S 6/1993 Gunderson et al.

(Continued)

(21) Appl. No.: **29/225,299**
(22) Filed: **Mar. 14, 2005**

Related U.S. Application Data

(62) Division of application No. 29/209,039, filed on Jul. 9, 2004, which is a division of application No. 29/192,246, filed on Oct. 21, 2003, now Pat. No. Des. 496,450, which is a division of application No. 29/178,393, filed on Mar. 25, 2003, now Pat. No. Des. 484,958, which is a division of application No. 29/158,504, filed on Apr. 4, 2002, now Pat. No. Des. 477,060.

(51) **LOC (8) Cl.** **23-02**
(52) **U.S. Cl.** **D23/308**
(58) **Field of Search** D23/271-273, D23/284-285, 287, 290, 293.1, 303, 308, 291-292; 4/619, 625, 617, 630-639, 642-652, 660-661; D6/425-428, 472, 349, 510, 399

(56) **References Cited**

U.S. PATENT DOCUMENTS

D30,136 S 2/1899 Eckerson
D36,574 S 10/1903 Zipp
D36,575 S 10/1903 Zipp
D36,595 S 10/1903 Peet
937,509 A 10/1909 Carpenter
1,069,972 A 8/1913 Metzger et al.
1,616,313 A 2/1927 Farmer
D81,754 S 8/1930 Mabee

OTHER PUBLICATIONS

“Innovative Application in Solid Surface,” The Journal of the Solid Surface Industry, Jan./Feb. 2002, vol. 8, No. 1 (3 pages).

The New York Times Magazine; Home Design Issue, Fall 2002: Brueton Undulatus designed by Jay Friedman D6/349 patent shoe.

Primary Examiner—Robert A. Delehanty
(74) *Attorney, Agent, or Firm*—Foley & Lardner LLP

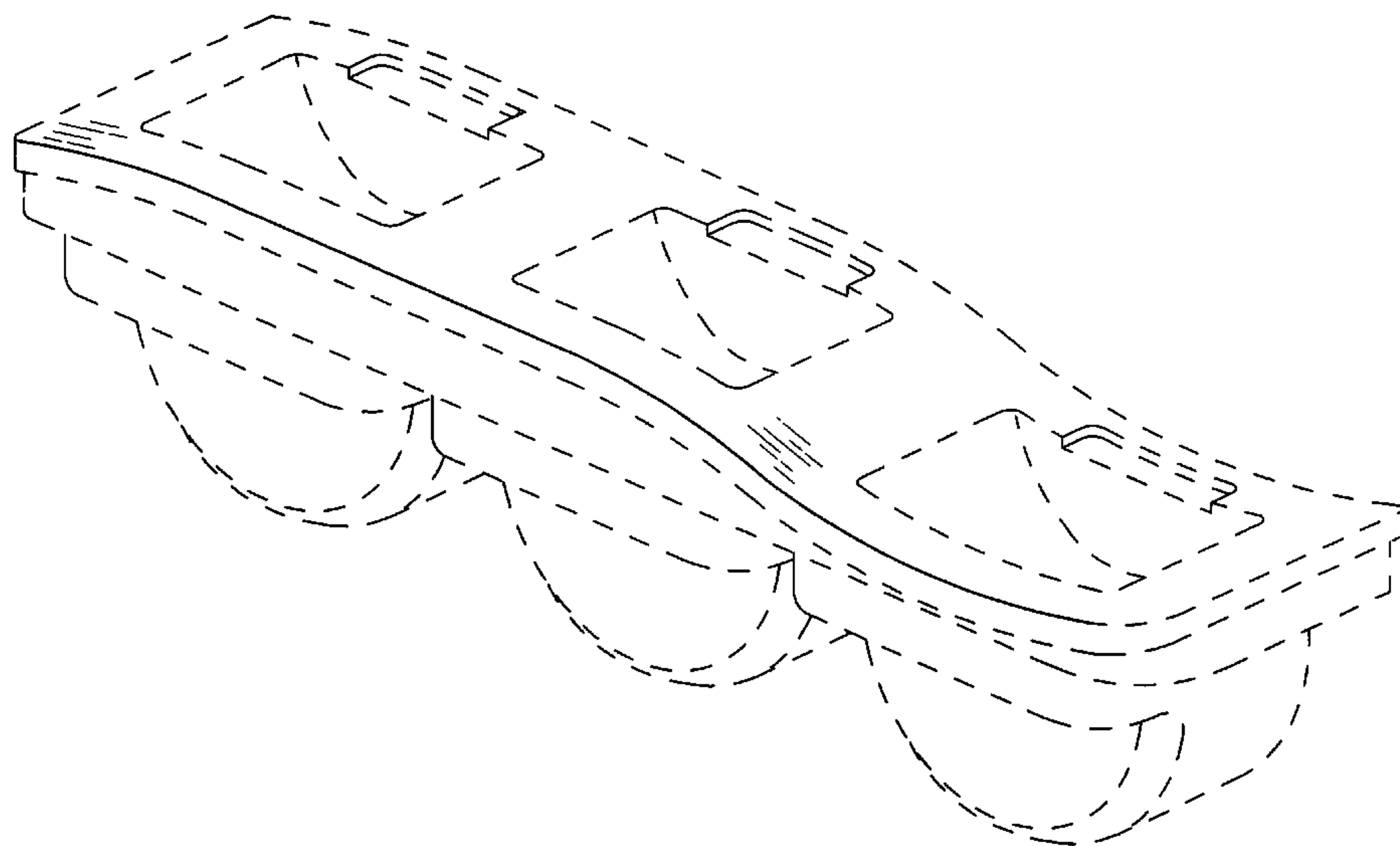
(57) **CLAIM**

We claim the ornamental design for a lavatory, as shown and described.

DESCRIPTION

FIG. 1 is a perspective view of a lavatory deck showing my new design;
FIG. 2 is a front elevation view thereof;
FIG. 3 is a top plan view thereof;
FIG. 4 is a left-side elevation view thereof; and,
FIG. 5 is a right-side elevation view thereof.
The broken lines immediately adjacent to the shaded areas represent the bounds of the claimed design while all other broken lines are for illustrative purposes only; the broken lines form no part of the claimed design.

1 Claim, 3 Drawing Sheets



US D511,205 S

Page 2

U.S. PATENT DOCUMENTS

5,230,109 A	7/1993	Zaccai et al.	D422,346 S	4/2000	Svendsen	
5,412,818 A	5/1995	Chen	D426,998 S	6/2000	Kidd et al.	
D361,372 S	8/1995	Enthoven	D428,477 S	7/2000	O'Connell et al.	
D362,901 S	10/1995	Dannenberg et al.	6,212,707 B1	4/2001	Thompson et al.	
D364,675 S	11/1995	Tebbe	D446,664 S	8/2001	Petri	
5,561,871 A	10/1996	Laughton	D448,585 S	10/2001	Petri	
5,819,335 A	10/1998	Hennessy	D453,882 S	2/2002	Petri	
D402,358 S	12/1998	Bonnell	D462,195 S	9/2002	Wang	
D411,876 S	7/1999	Hafner et al.	D477,060 S	7/2003	Loberger et al.	
D420,727 S	2/2000	Hundley	2003/0188380 A1 *	10/2003	Loberger et al.	4/642

* cited by examiner

FIG. 1




FIG. 2

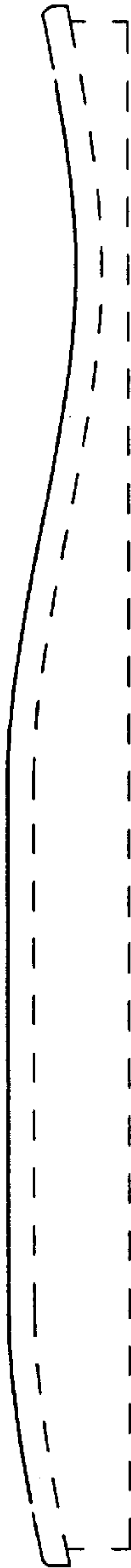


FIG. 3

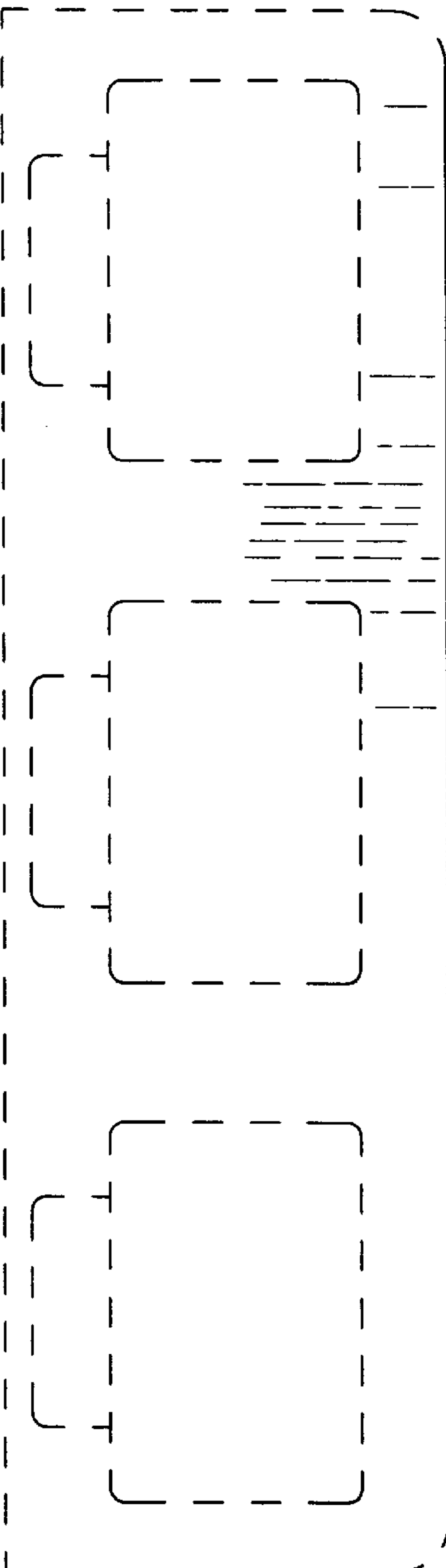


FIG. 4

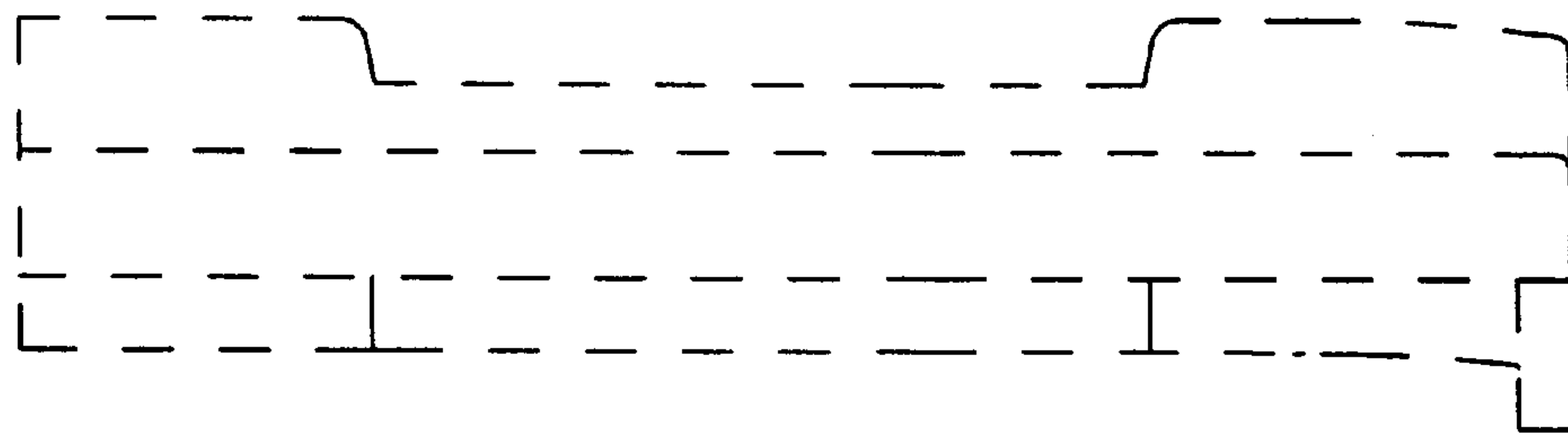


FIG. 5

