



US00D511191S

(12) **United States Design Patent** (10) **Patent No.:** **US D511,191 S**
Fryer (45) **Date of Patent:** **** Nov. 1, 2005**

(54) **BASKETBALL**

FOREIGN PATENT DOCUMENTS

(76) Inventor: **Don Fryer**, 7888 Silverton Ave., Ste. A,
San Diego, CA (US) 92126

GB DES. 2062190 * 7/1996

(**) Term: **14 Years**

OTHER PUBLICATIONS

(21) Appl. No.: **29/211,565**

GLS Greg Larson Sports 2002 Full Line Catalog: 1) p. 69: basketballs on upper right and lower left indicated by arrows. 2) p. 70: basketballs shown on upper portion of page.*

(22) Filed: **Aug. 18, 2004**

* cited by examiner

(51) **LOC (8) Cl.** **21-02**

Primary Examiner—Catherine Tuttle

(52) **U.S. Cl.** **D21/713**

(74) *Attorney, Agent, or Firm*—Lisel M. Ferguson

(58) **Field of Search** D21/707–714;
473/569–614

(57) **CLAIM**

(56) **References Cited**

The ornamental design for a basketball, as shown and described.


U.S. PATENT DOCUMENTS

DESCRIPTION

1,569,841	A	*	1/1926	Mann	269/130
2,277,057	A	*	3/1942	Bach	473/570
2,789,821	A	*	4/1957	Crowley	473/605
4,795,031	A	*	1/1989	Voss et al.	206/315.9
4,993,707	A	*	2/1991	Schwartz	473/450
5,503,389	A	*	4/1996	Campbell	473/430
D485,590	S	*	1/2004	Poegel, Jr.	D21/714
2003/0181266	A1	*	9/2003	Sowders	473/447

FIG. 1 is a perspective view of the basketball showing my new design;
FIG. 2 is left side view thereof;
FIG. 3 is a right side view thereof;
FIG. 4 is a rear view thereof; and,
FIG. 5 is a front view shown rotated 90o from FIG. 1.

1 Claim, 3 Drawing Sheets






FIG. 1

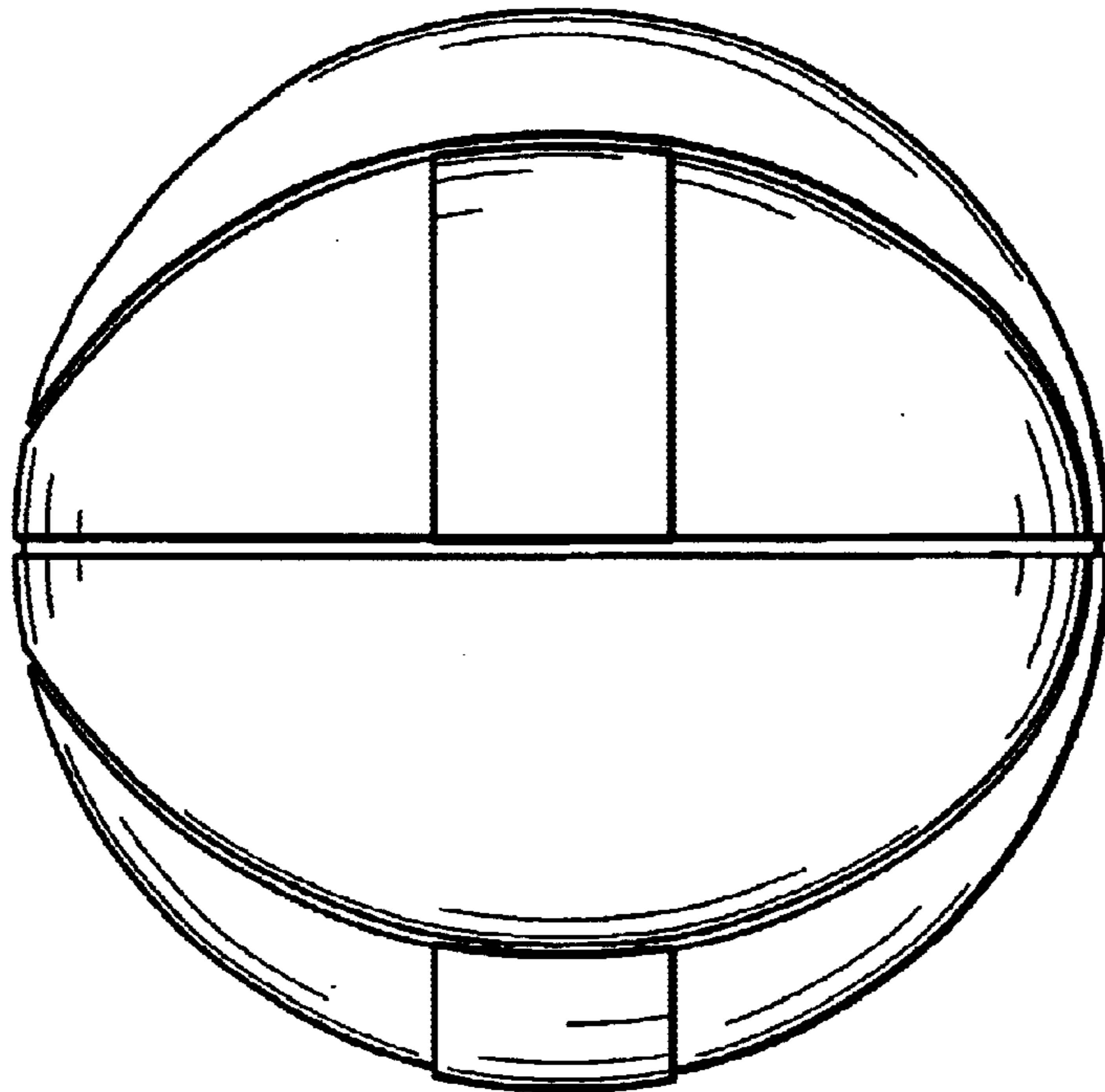


FIG. 2

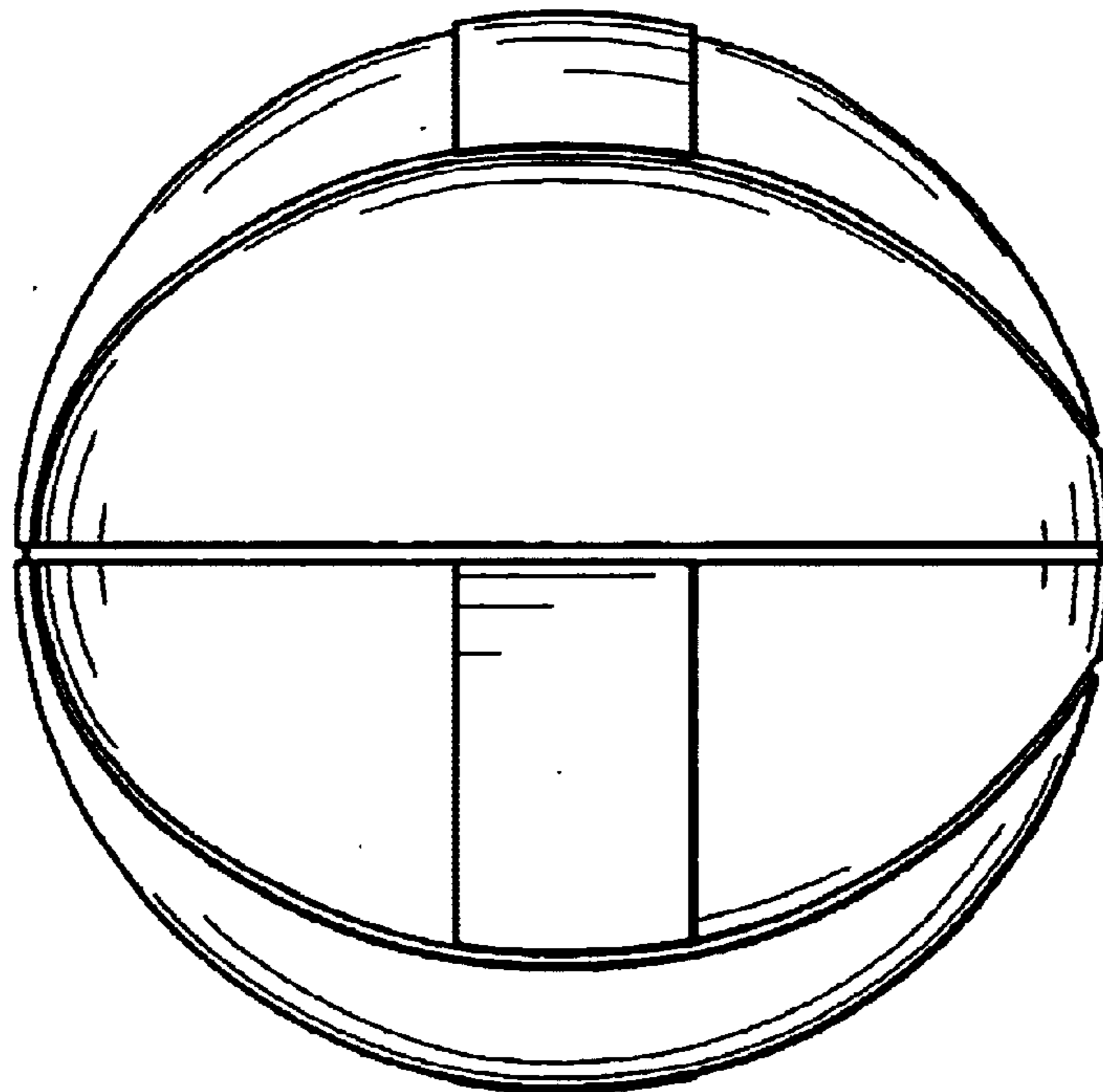


FIG. 3

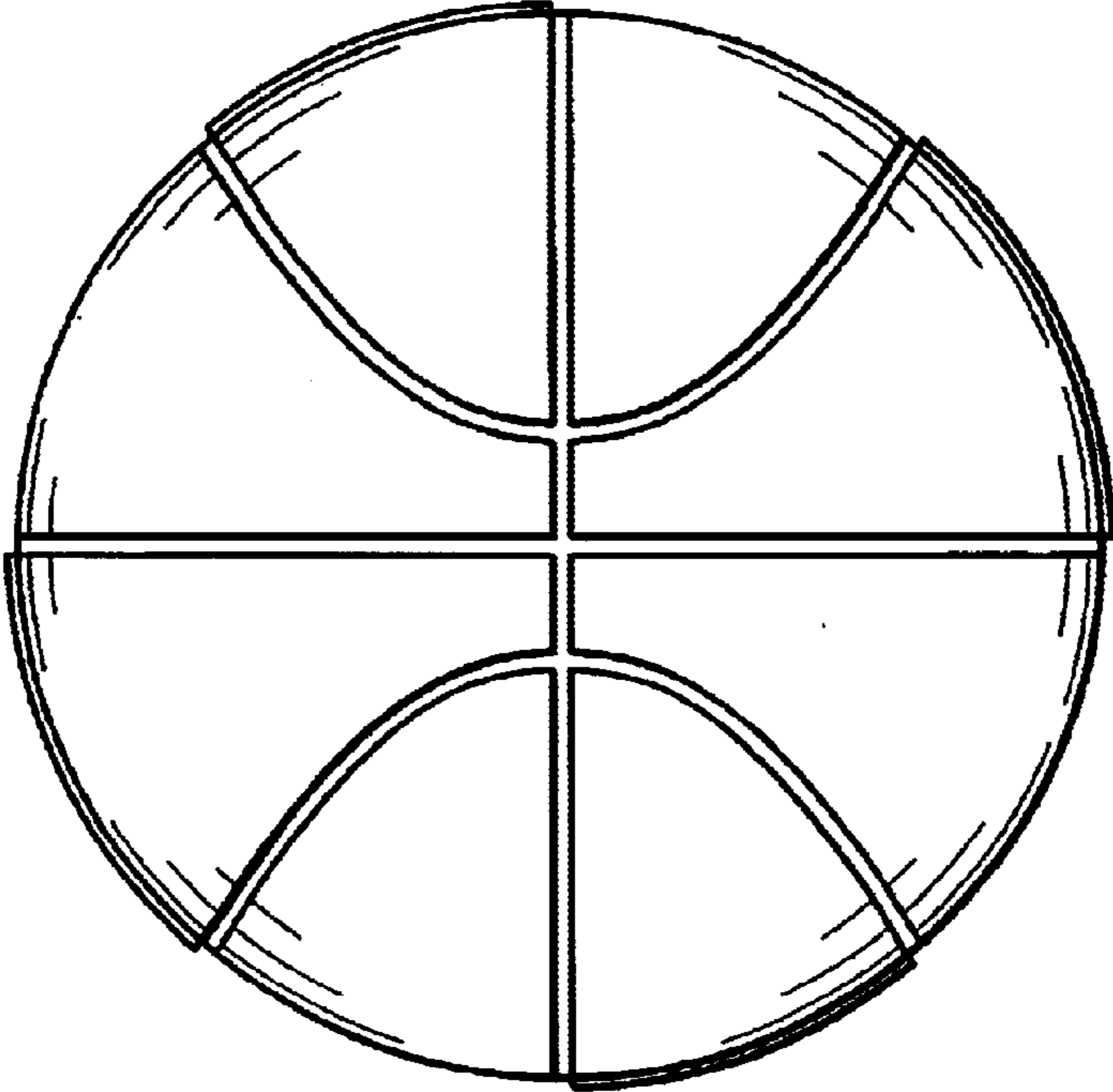


FIG. 4




FIG. 5