



US00D511178S

(12) **United States Design Patent**
Tunzi

(10) **Patent No.:** **US D511,178 S**
(45) **Date of Patent:** **** Nov. 1, 2005**

(54) **AIR CIRCULATION VENT COVER**

(75) Inventor: **Todd J. Tunzi**, Amana, IA (US)

(73) Assignee: **Maytag Corporation**, Newton, IA (US)

(**) Term: **14 Years**

(21) Appl. No.: **29/200,134**

(22) Filed: **Feb. 25, 2004**

(51) **LOC (8) Cl.** **15-01**

(52) **U.S. Cl.** **D15/89**

(58) **Field of Search** D15/79, 82, 89,
D15/90; D7/391, 392; 126/389.1; 200/367.1;
62/238.5; 454/237, 254, 275, 339, 370

(56) **References Cited**

U.S. PATENT DOCUMENTS

509,231	A	*	11/1893	MacDonald	454/339
515,562	A	*	2/1894	Voss	454/254
1,552,880	A	*	9/1925	Russell	454/254
1,737,610	A	*	12/1929	Norton	454/254
2,643,024	A	*	6/1953	Cronheim	220/367.1
2,946,204	A	*	7/1960	Justice	62/238.5
D411,409	S	*	6/1999	Wallays et al.	D7/392
D467,463	S	*	12/2002	Wright	D7/391

* cited by examiner

Primary Examiner—Stella Reid

Assistant Examiner—Shanda C. Hill

(74) *Attorney, Agent, or Firm*—Diederiks & Whitelaw, PLC

(57) **CLAIM**

The ornamental design for an air circulation vent cover, as shown and described.

DESCRIPTION

FIG. 1 is a perspective view of an air circulation vent cover showing our new design in use condition;

FIG. 2 is an upper right perspective view of the air circulation vent cover;

FIG. 3 is a front elevational view thereof;

FIG. 4 is a top plan view thereof;

FIG. 5 is a right side elevational view thereof;

FIG. 6 is a left side elevational view thereof;

FIG. 7 is a bottom plan view thereof; and,

FIG. 8 is a rear elevational view thereof.

The broken lines showing a refrigerator cabinet, a shelving system in the refrigerator cabinet, refrigerator doors, door bins, door bin supports and crisper drawers in FIG. 1 are for illustrative purposes only and form no part of the claimed invention.

1 Claim, 5 Drawing Sheets

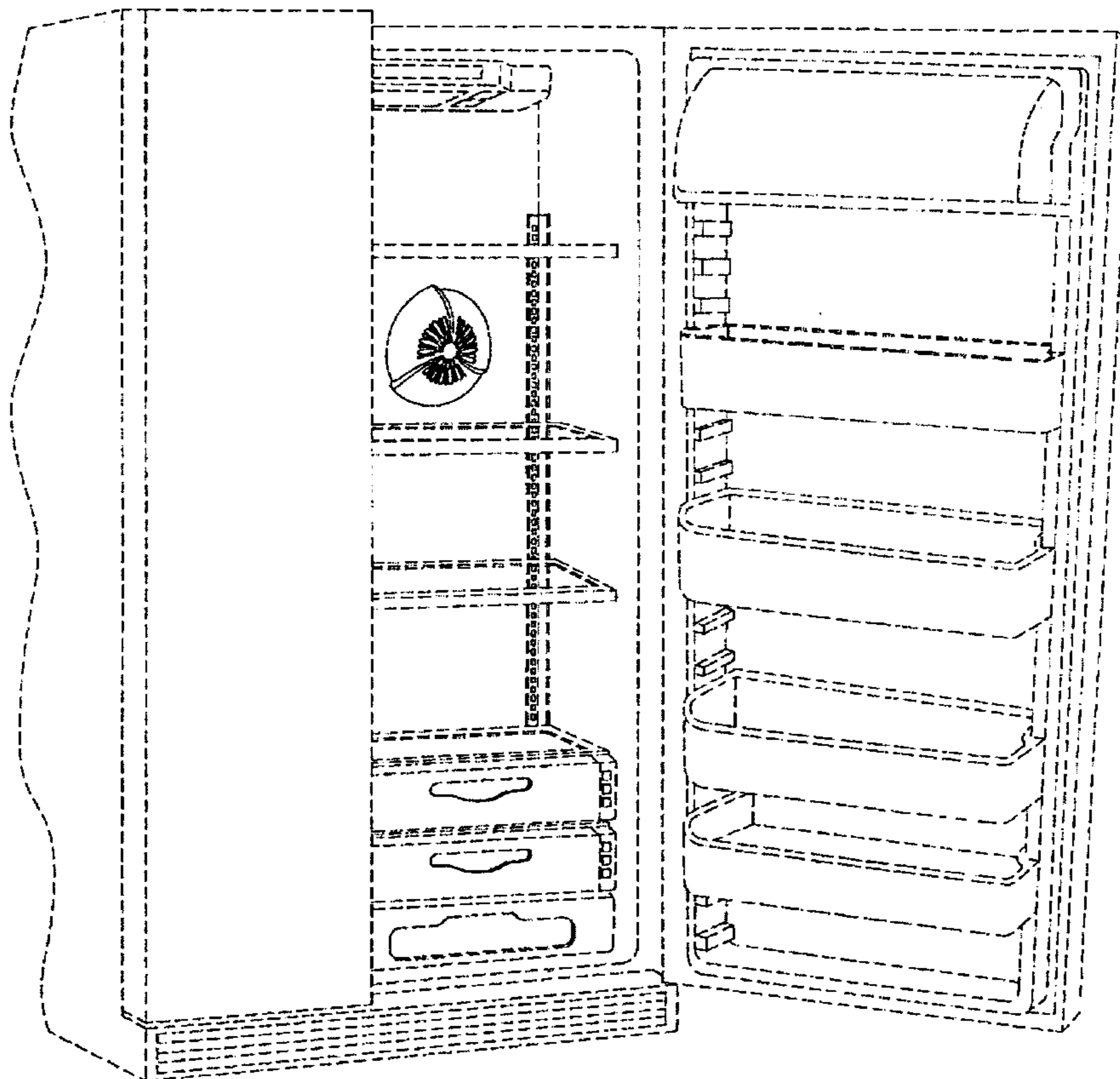


FIG. 1

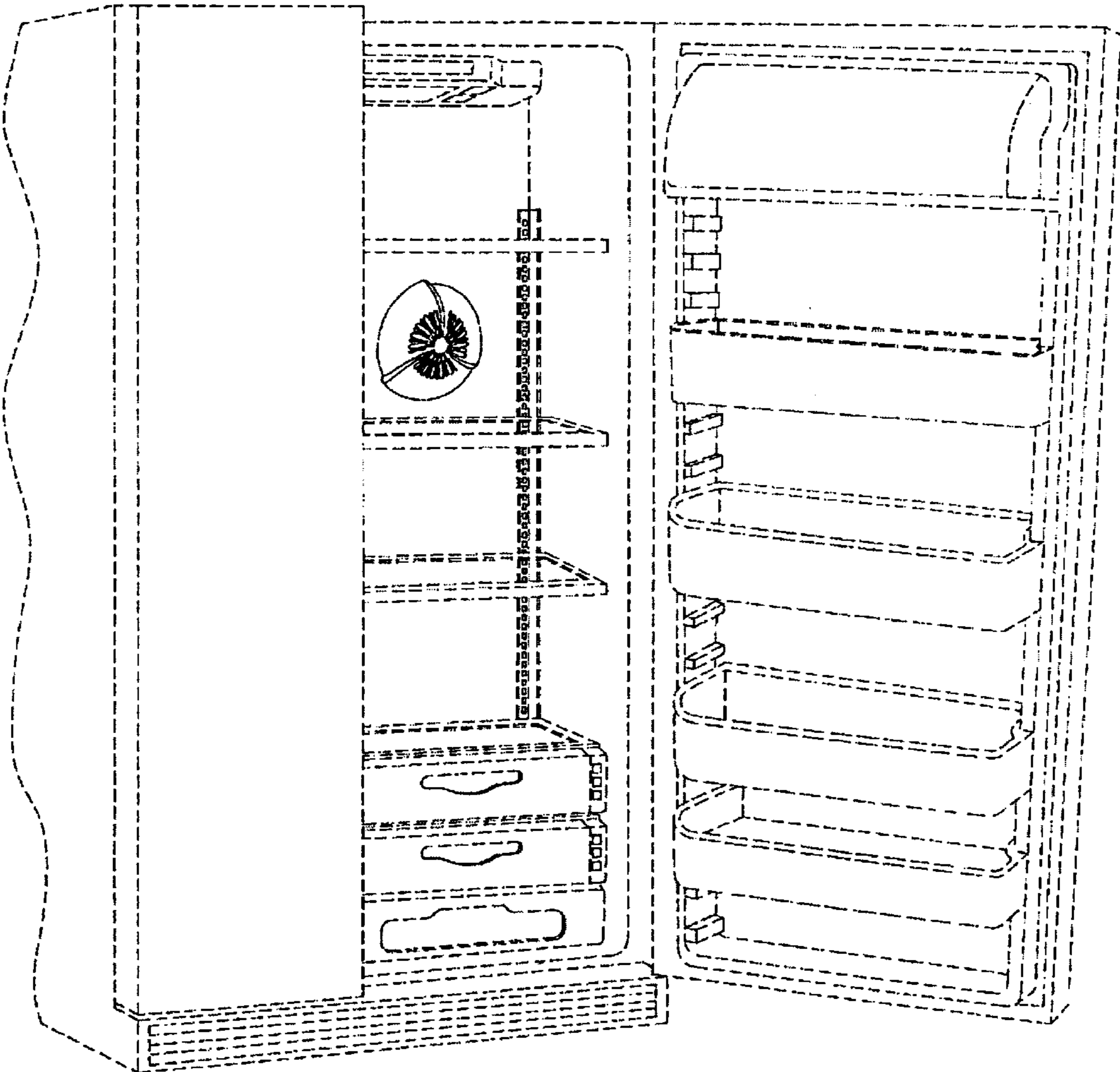


FIG. 2

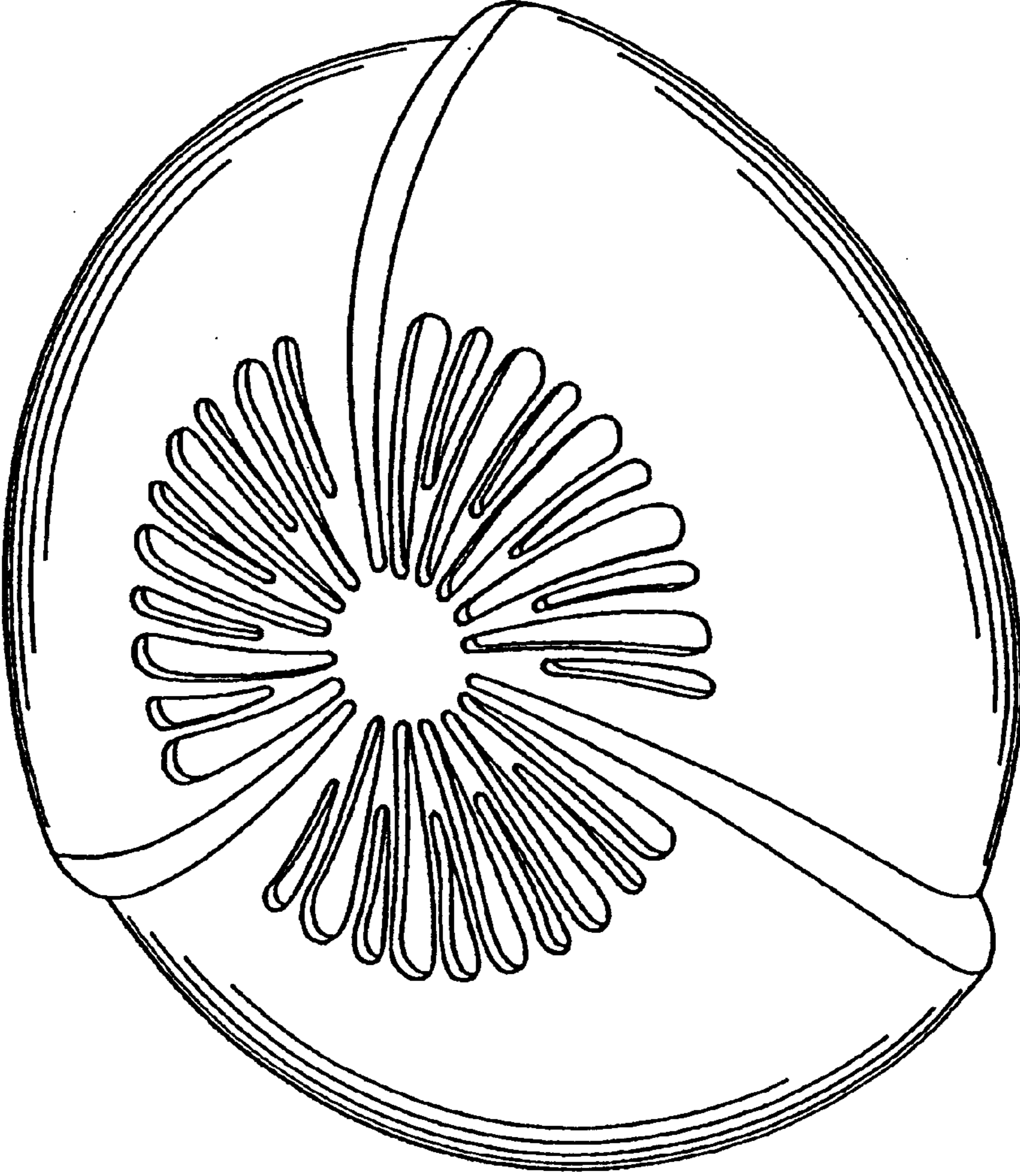


FIG. 3

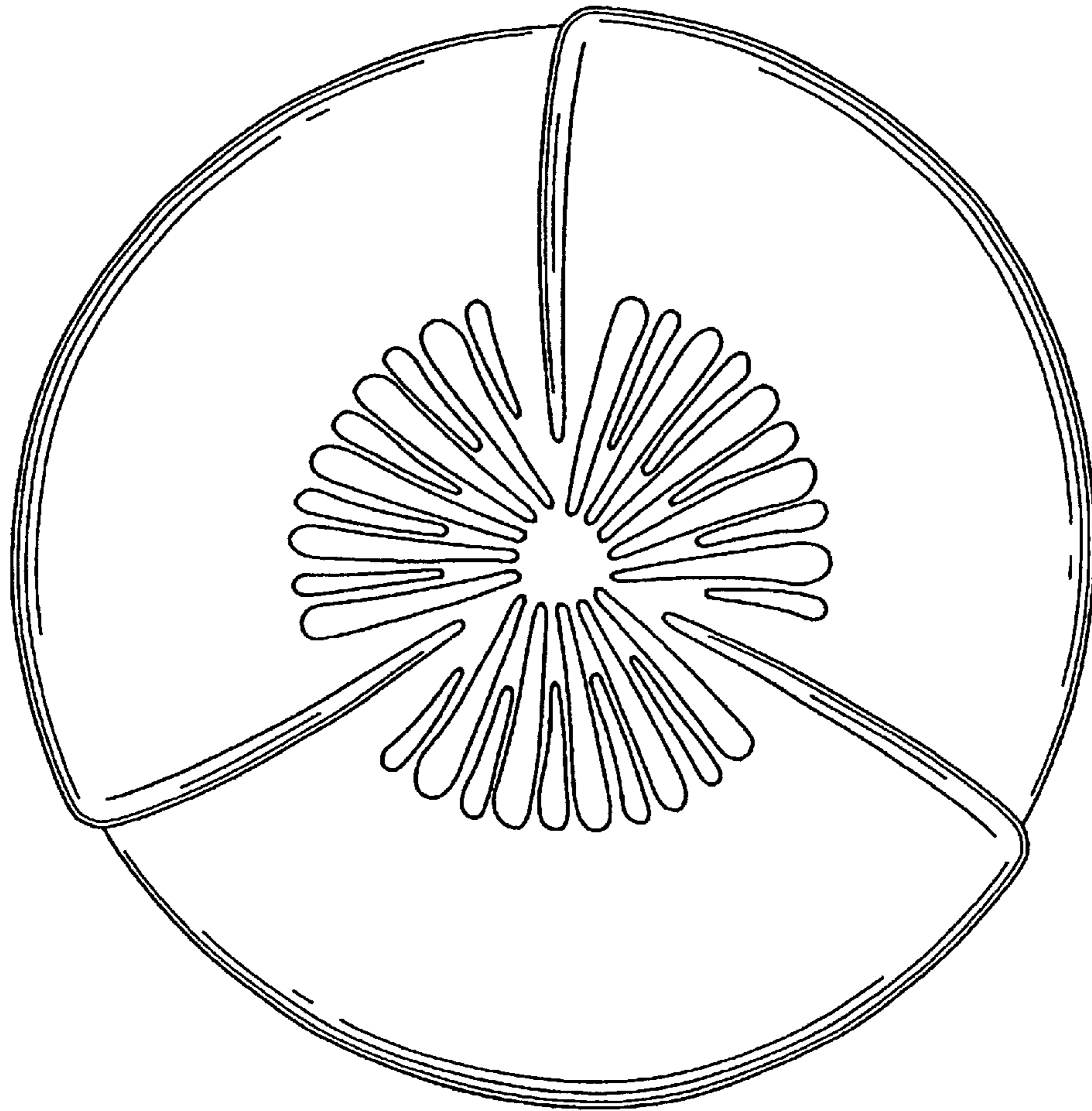


FIG. 4

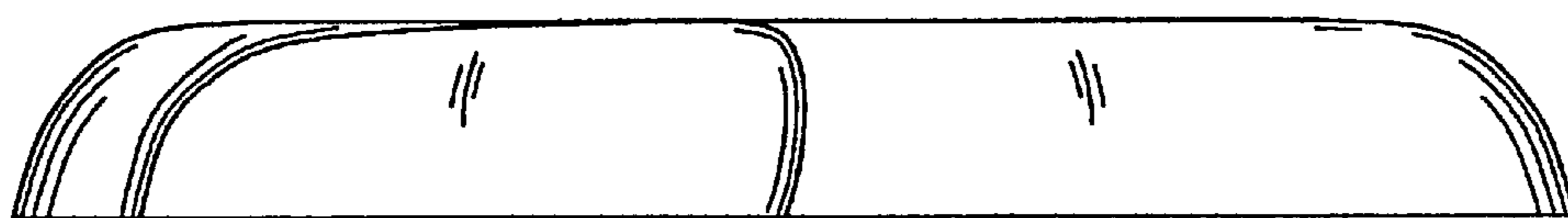


FIG. 5




FIG. 6




FIG. 7




FIG. 8

