



US00D511162S

(12) **United States Design Patent**
Majumder

(10) **Patent No.: US D511,162 S**
(45) **Date of Patent: ** Nov. 1, 2005**

(54) **ELECTRONIC BOOK HAVING MULTIPLE VIEWING PANES**

(76) Inventor: **Mizanur R. Majumder**, 3620 Solway Drive, Richmond, B1 (CA), V6X-1N9

(**) Term: **14 Years**

(21) Appl. No.: **29/209,274**

(22) Filed: **Jul. 15, 2004**

(51) **LOC (8) Cl. 14-02**

(52) **U.S. Cl. D14/345**

(58) **Field of Search** D14/341-346, D14/371, 125-129; D19/59, 60; 345/104, 156, 168, 173, 179, 672; 178/18.03; 349/12

(56) **References Cited**

U.S. PATENT DOCUMENTS

4,855,725 A	8/1989	Fernandez	
5,049,862 A *	9/1991	Dao et al.	345/179
5,109,354 A	4/1992	Yamashita et al.	
5,534,888 A *	7/1996	Lebby et al.	345/672
5,663,748 A	9/1997	Huffman et al.	
5,761,485 A	6/1998	Munyan	
D399,526 S *	10/1998	Brady	D14/345

5,847,698 A	12/1998	Reavey et al.	
D410,028 S *	5/1999	Fyffe	D14/345
D419,534 S *	1/2000	Kemp	D14/345
D442,953 S	5/2001	Lassen	
D445,787 S	7/2001	Francis	
6,313,828 B1	11/2001	Chombo	

* cited by examiner

Primary Examiner—Freda S. Nunn


(57) **CLAIM**

The ornamental design for an electronic book having multiple viewing panes, as shown and described.

DESCRIPTION

FIG. 1 is a front elevational view of an electronic book having multiple viewing panes showing my new design; FIG. 2 is a rear elevational view thereof; FIG. 3 is a right side elevational view thereof; FIG. 4 is a left side elevational view thereof; FIG. 5 is a top plan view thereof; and, FIG. 6 is a bottom plan view thereof. The broken lines are shown for illustrative purposes only and form no part of the claimed design.

1 Claim, 4 Drawing Sheets






FIG. 1




FIG. 2

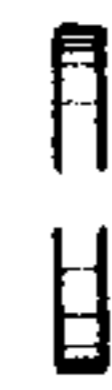

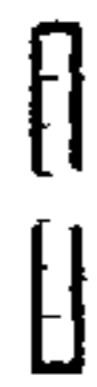


FIG. 3



FIG. 4

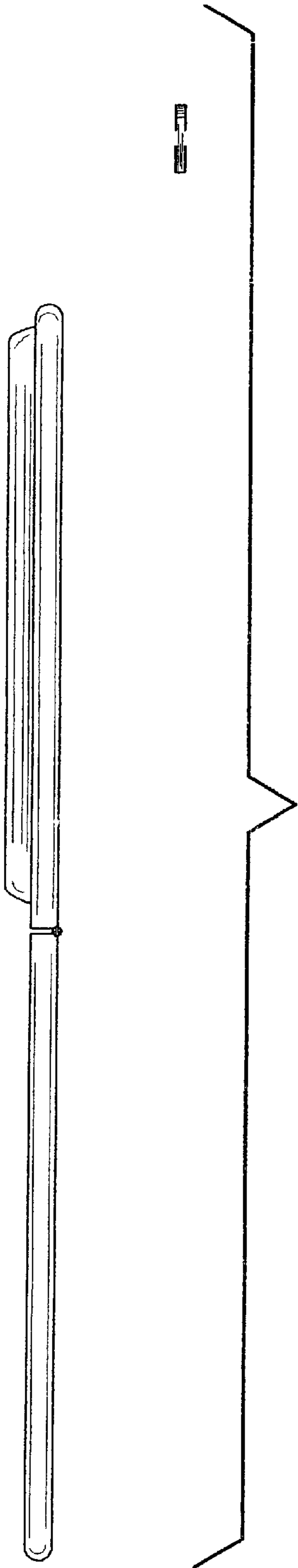


FIG. 5

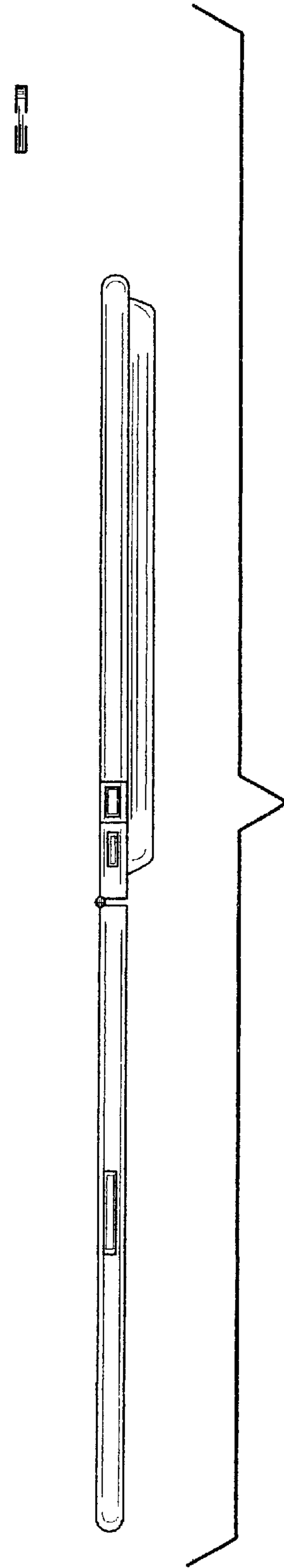


FIG. 6