

US00D511161S

(12) **United States Design Patent**
Lin et al.

(10) **Patent No.: US D511,161 S**
(45) **Date of Patent: ** Nov. 1, 2005**

(54) **PORTABLE CHASSIS**

(75) Inventors: **Tsung-Hsien Lin**, Taipei Hsien (TW);
Chun-Lin Liu, Azusa, CA (US)

(73) Assignees: **Chroma Ate, Inc.**, Taipei Hsien (TW);
Acme Portale Machine, Inc., Azusa,
CA (US)

(**) Term: **14 Years**

(21) Appl. No.: **29/188,495**

(22) Filed: **Aug. 20, 2003**

(51) **LOC (8) Cl.** **14-02**

(52) **U.S. Cl.** **D14/328; D14/331**

(58) **Field of Search** D14/314, 328,
D14/336, 337, 331; D18/1, 2, 7; 345/156,
168, 169, 172, 173; 361/680-686

(56) **References Cited**

U.S. PATENT DOCUMENTS

D294,578 S * 3/1988 Yubisui D14/328
4,832,419 A * 5/1989 Mitchell et al. 361/681
4,852,032 A * 7/1989 Matsuda et al. 361/680

5,021,922 A * 6/1991 Davis et al. 361/680
5,157,585 A * 10/1992 Myers 361/680
D388,772 S * 1/1998 Cheng D14/328

* cited by examiner

Primary Examiner—Freda S. Nunn

(74) *Attorney, Agent, or Firm*—Dennison, Schultz,
Dougherty & MacDonald


(57) **CLAIM**

The ornamental design for a portable chassis, as shown and described.

DESCRIPTION

FIG. 1 is a front right perspective view of a portable chassis showing my new design;
FIG. 2 is a front perspective view thereof;
FIG. 3 is a rear perspective view thereof;
FIG. 4 is a left side elevation view thereof;
FIG. 5 is a right side elevation view thereof;
FIG. 6 is a top plan view thereof;
FIG. 7 is a bottom plan view thereof; and,
FIG. 8 is a perspective view thereof shown in a working position.

1 Claim, 5 Drawing Sheets






FIG. 1




FIG. 2




FIG. 3




FIG.4




FIG.5




FIG. 6




FIG. 7



FIG. 8