



US00D511158S

(12) **United States Design Patent**  
**Coleman**

(10) **Patent No.: US D511,158 S**  
(45) **Date of Patent: \*\* Nov. 1, 2005**

(54) **MICROPHONE SOUND PROOFING**

(76) Inventor: **Qasim D Coleman**, P.O. Box 1126,  
Lithonia, GA (US) 30058

(\*\*) Term: **14 Years**

(21) Appl. No.: **29/189,546**

(22) Filed: **Sep. 8, 2003**

(51) **LOC (8) Cl. .... 14-01**

(52) **U.S. Cl. .... D14/228**

(58) **Field of Search** ..... D14/144, 155,  
D14/172, 225, 227, 228, 229, 423, 232;  
D21/513; 381/362; 174/19; 191/12 R; 84/192,  
275, 291

(56) **References Cited**

**U.S. PATENT DOCUMENTS**

D76,622 S \* 10/1928 Lum ..... D14/155  
1,719,680 A \* 7/1929 Warner ..... 84/291  
2,110,763 A \* 3/1938 Gerlach ..... 381/362  
D144,929 S \* 6/1946 Metzger ..... D21/513

D194,151 S \* 11/1962 Deschamps ..... D14/228  
D232,243 S \* 7/1974 Thorp ..... D21/513  
D275,097 S \* 8/1984 Festa et al. .... D14/227  
D302,158 S \* 7/1989 Kubota ..... D14/225  
D310,368 S \* 9/1990 Derhaag et al. .... D14/228  
D376,586 S \* 12/1996 Shinano ..... D14/423

\* cited by examiner

*Primary Examiner*—Paula A. Greene


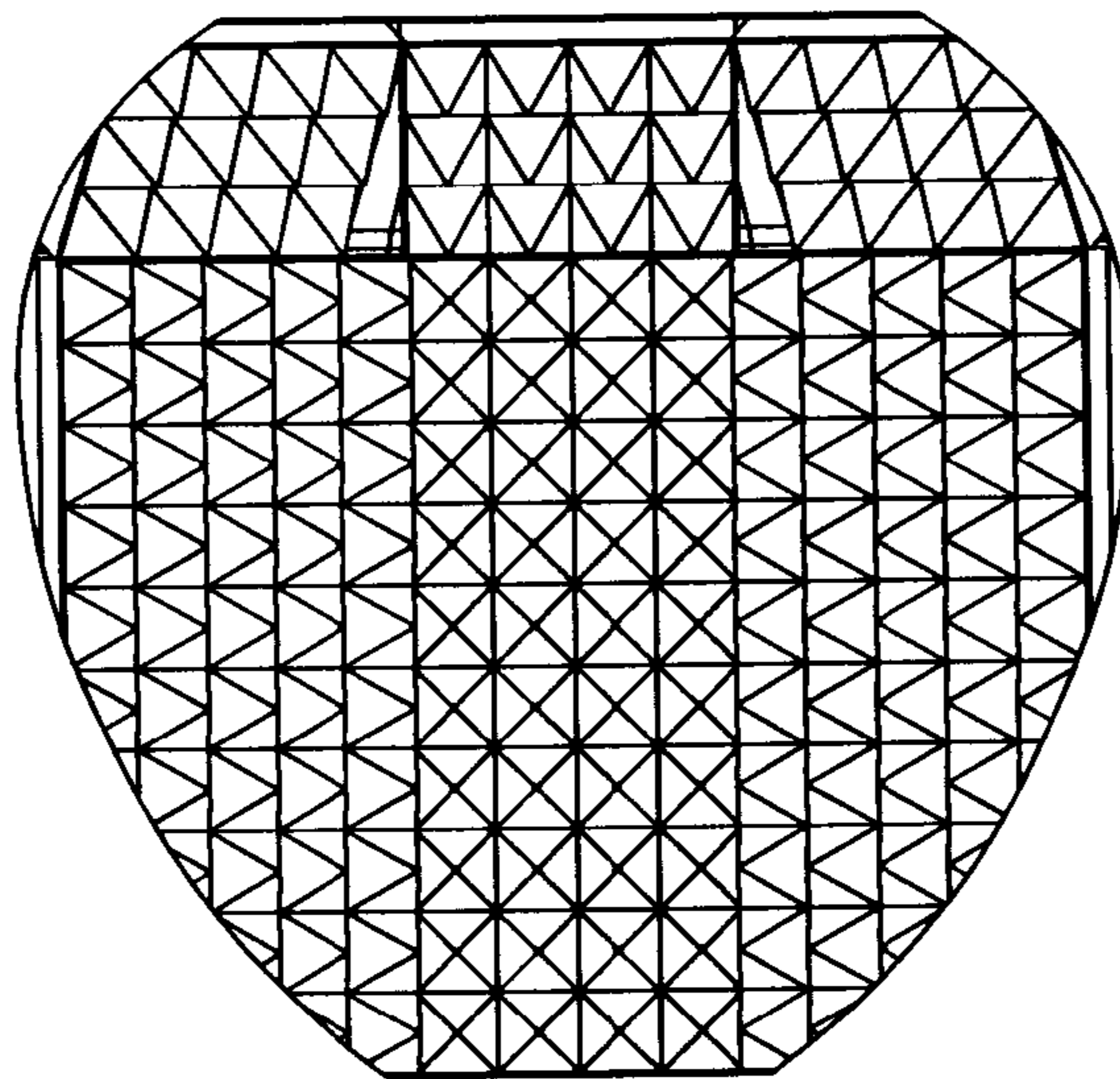
(57) **CLAIM**

I claim the ornamental design for a microphone sound proofing, is shown.

**DESCRIPTION**

FIG. 1 -Front plain view of the sound microphone proofing showing my design,  
FIG. 2 -Bottom plain view thereof;  
FIG. 3 -Top plain view thereof;  
FIG. 4- Left side plain view thereof; and,  
FIG. 5- Right side plain view thereof.

**1 Claim, 1 Drawing Sheet**



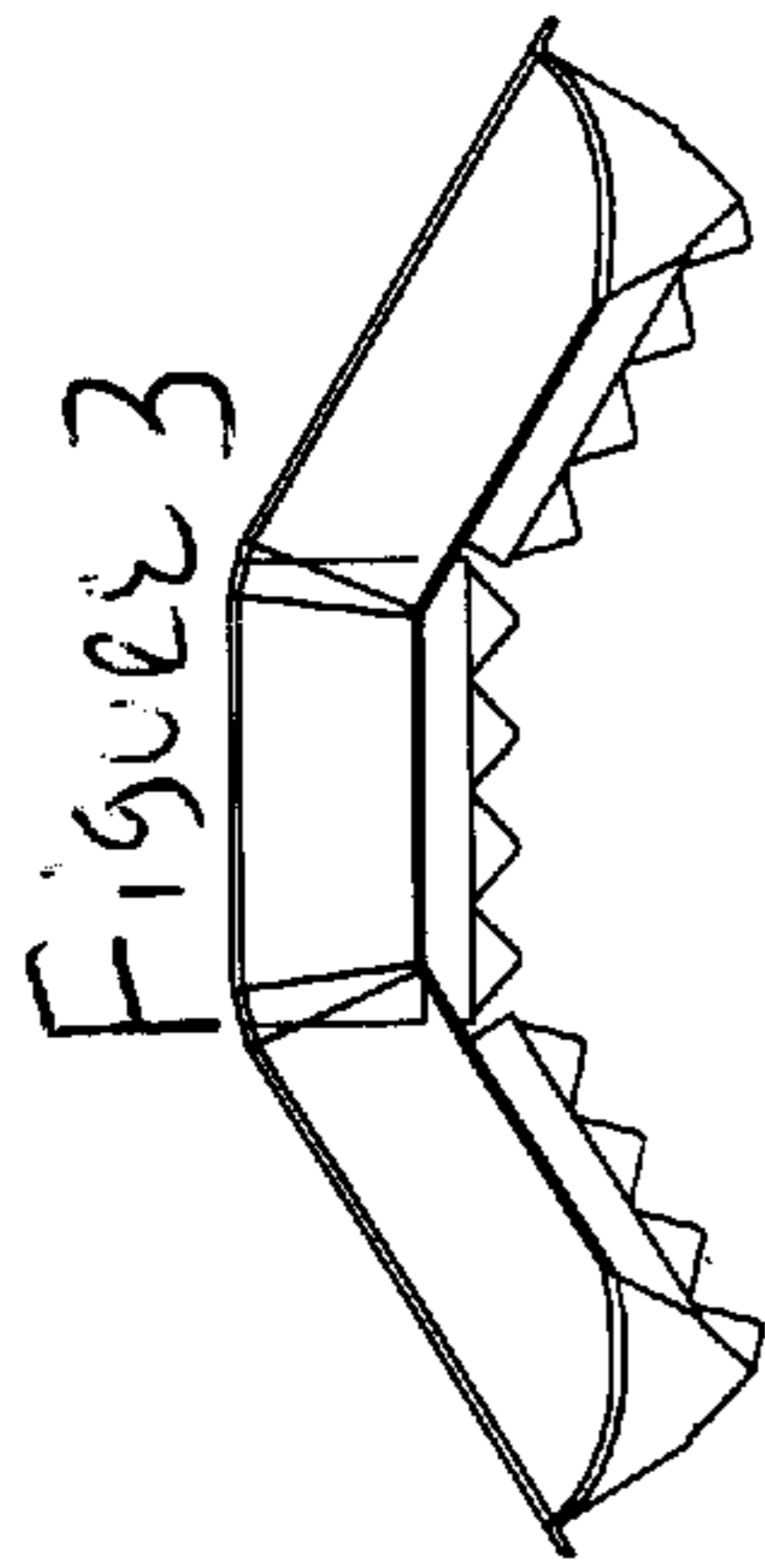


Figure 3

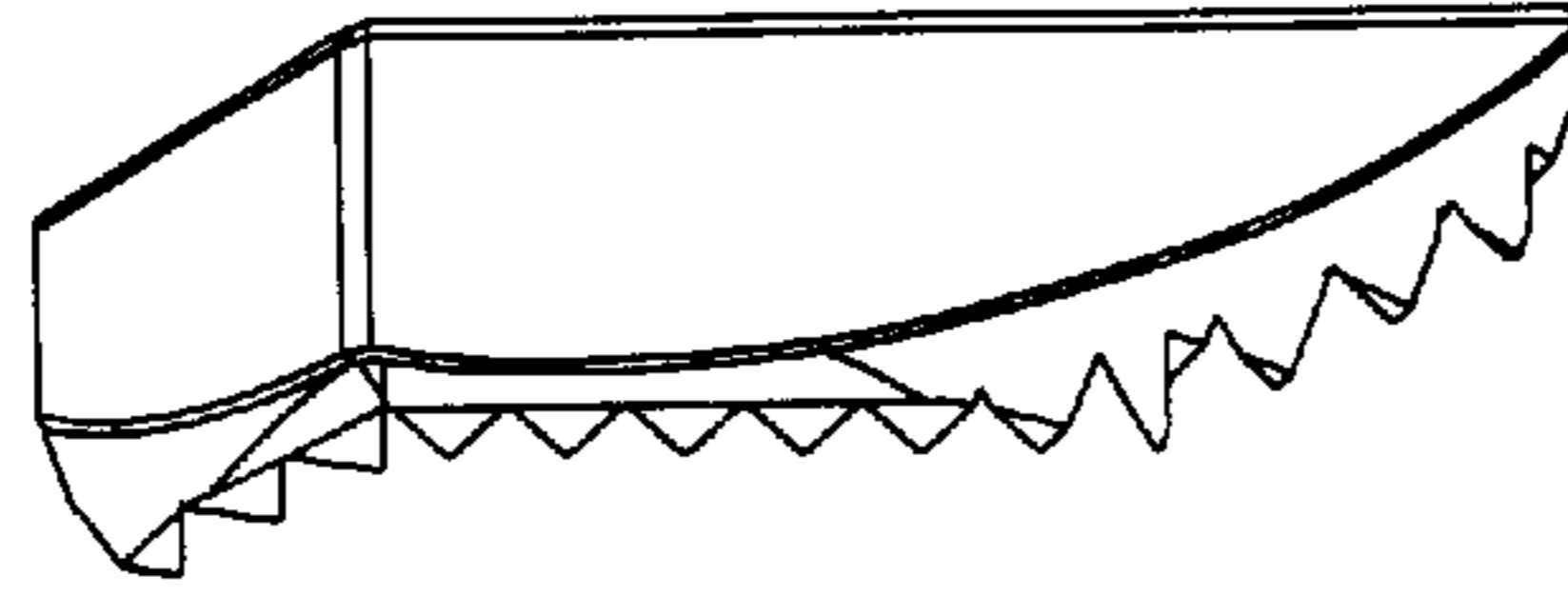


Figure 5

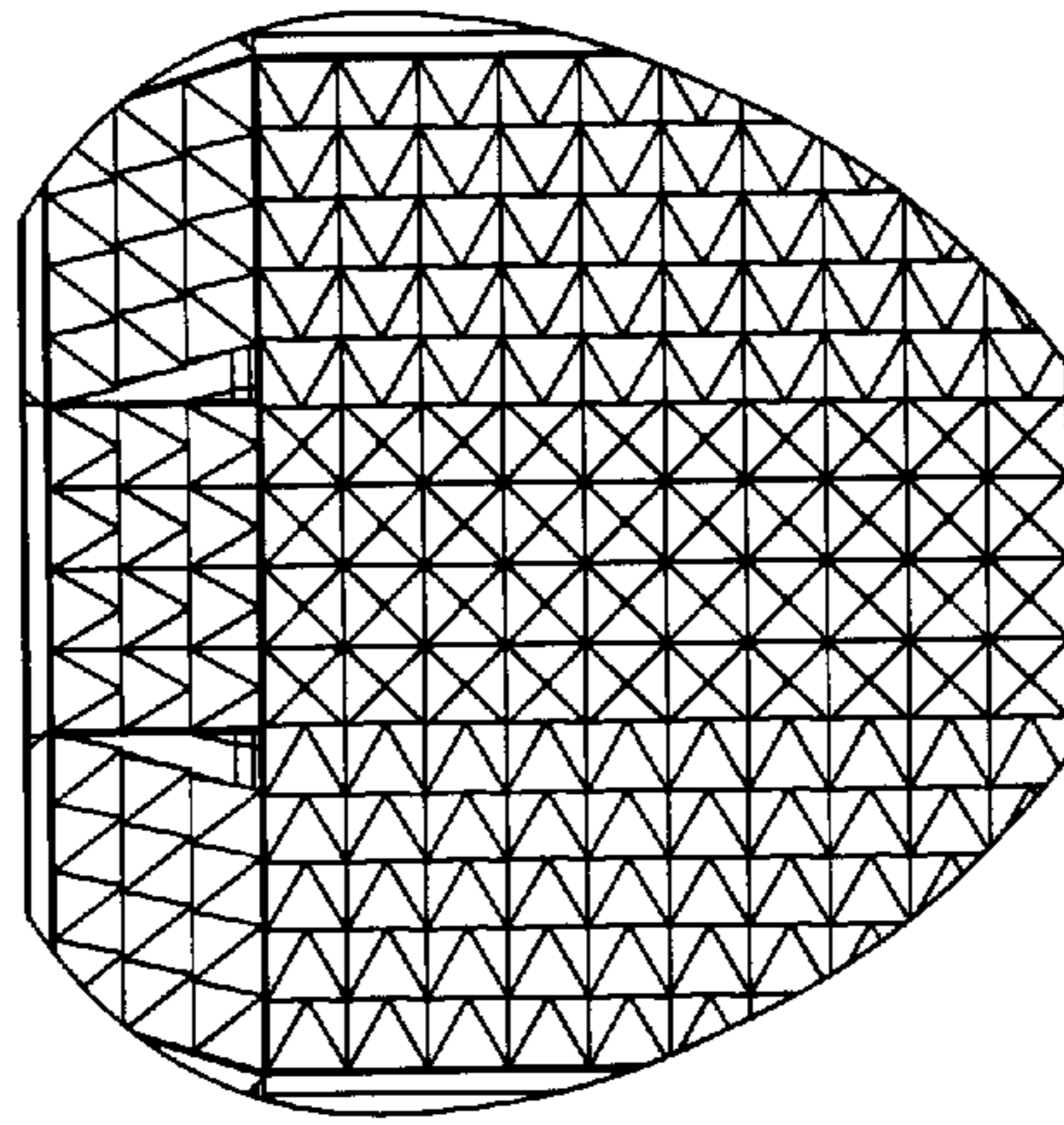


Figure 1




Figure 2




Figure 4