



US00D511132S

(12) **United States Design Patent**
Stover

(10) **Patent No.:** **US D511,132 S**

(45) **Date of Patent:** **** Nov. 1, 2005**

(54) **CAR COVER HAVING MULTIPLE SNAP-ON SECTIONS**

(76) **Inventor:** **Kevin J. Stover**, P.O. Box 1136, Santa Cruz, CA (US) 95062

(**) **Term:** **14 Years**

(21) **Appl. No.:** **29/224,468**

(22) **Filed:** **Mar. 3, 2005**

(51) **LOC (8) Cl.** **12-16**

(52) **U.S. Cl.** **D12/401**

(58) **Field of Search** D12/401, 400, D12/221, 181, 191, 403-404; 150/165-166, 154; 296/136.1, 91, 100, 136.01, 136.07, 136.13, 95.1; 280/770, 850, 159, 854, 847-848; 428/31, 100, 101-102; 293/126, 128

(56) **References Cited**

U.S. PATENT DOCUMENTS

2,243,981 A	6/1941	Rowan	150/166
4,324,427 A	4/1982	Huang et al.	293/106
4,971,384 A	11/1990	Baldwin	296/98
5,014,758 A	5/1991	Stinson	150/168
D317,283 S	* 6/1991	Gray	D12/401
5,112,098 A	* 5/1992	Lichtmann	296/136.07
5,273,316 A	12/1993	Infante	280/770
5,413,396 A	5/1995	Poznansky et al.	296/136.13
5,435,362 A	7/1995	Chiang	150/166
5,497,819 A	* 3/1996	Chiang	150/166

D375,078 S	* 10/1996	Cobb	D12/401
5,791,361 A	* 8/1998	Chong	296/136.01
D402,621 S	* 12/1998	Douglas	D12/401
5,902,003 A	5/1999	Hindson	296/136.02
5,915,399 A	* 6/1999	Yang	150/166
5,931,522 A	* 8/1999	Roskey	296/136.07
D417,481 S	* 12/1999	Schwartz et al.	D12/401
6,017,079 A	* 1/2000	Warner	296/136.07
D432,979 S	* 10/2000	Gupta	D12/401
6,318,393 B1	* 11/2001	Glasgo	150/166
6,491,335 B1	* 12/2002	Cohill	296/136.07

* cited by examiner

Primary Examiner—Stacia Cadmus

(74) *Attorney, Agent, or Firm*—Donald R. Schoonover

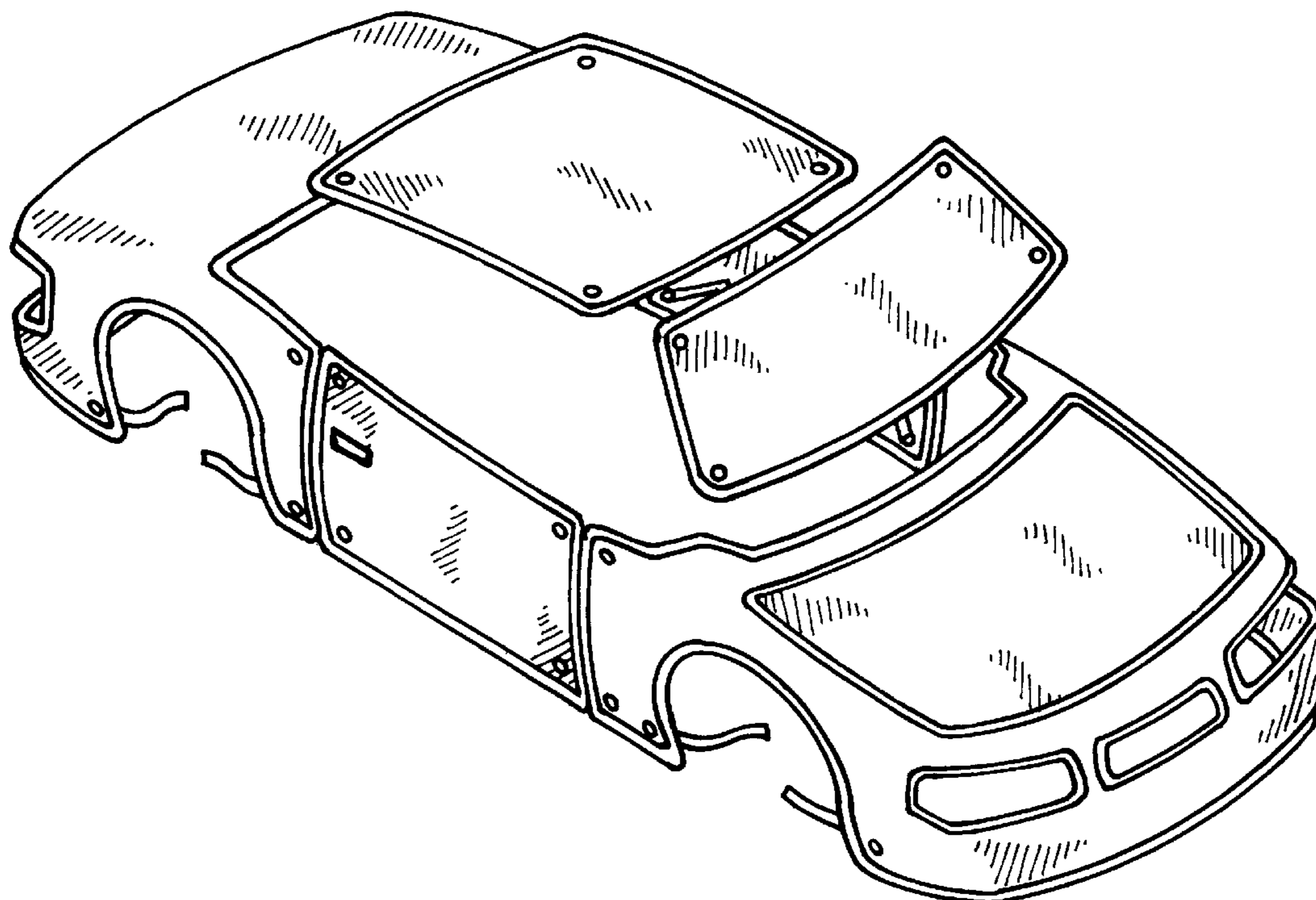
(57) **CLAIM**

I claim the ornamental design for a car cover having multiple snap-on sections, as shown and described.

DESCRIPTION

FIG. 1 is a perspective view of a car cover having multiple snap-on sections showing my new design; FIG. 2 is a front elevational view thereof; FIG. 3 is a rear elevational view thereof; FIG. 4 is a right side elevational view thereof, the left side elevational view being a mirror image thereof; FIG. 5 is a top plan view thereof; and, FIG. 6 is a bottom plan view thereof.

1 Claim, 3 Drawing Sheets



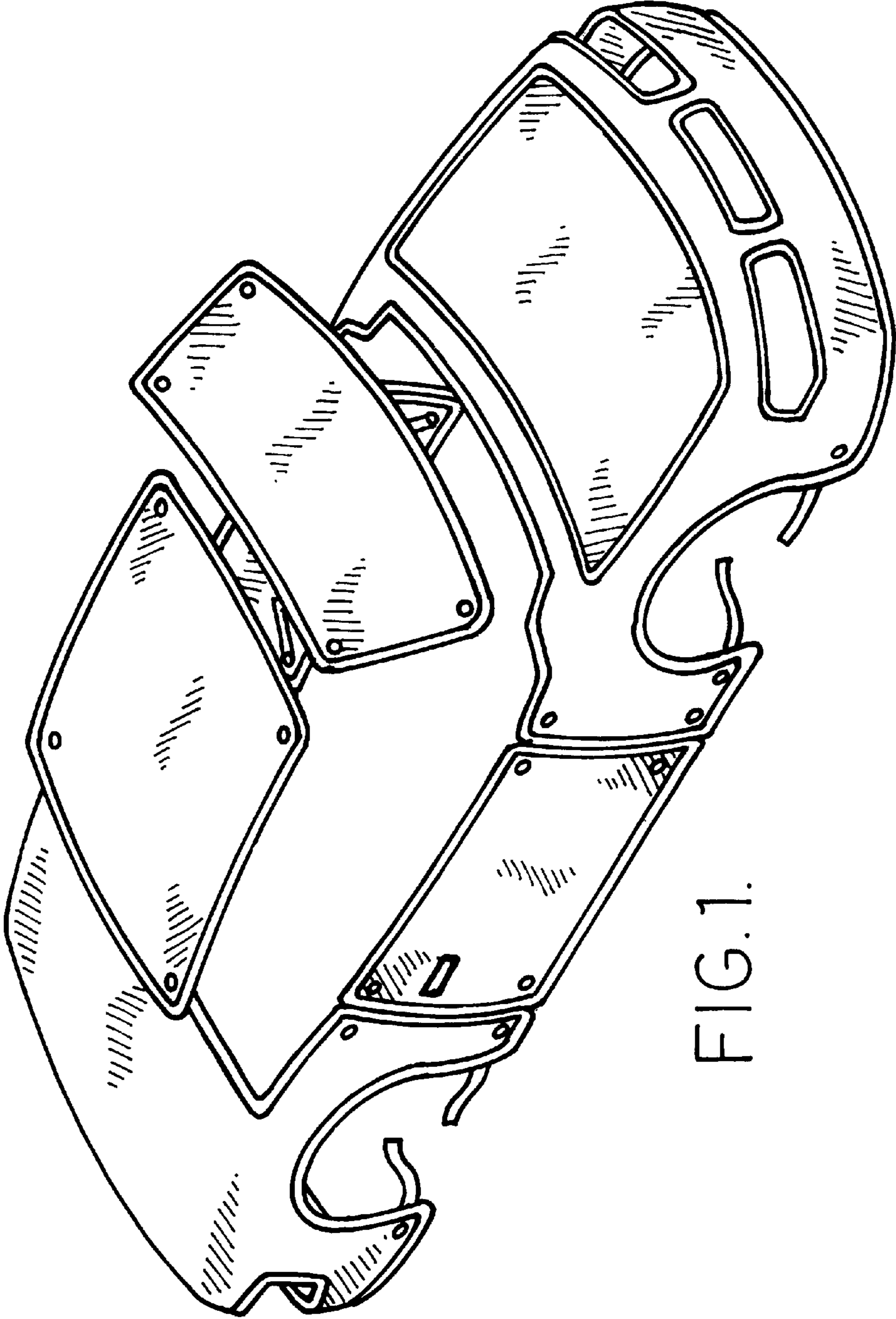


FIG.1.

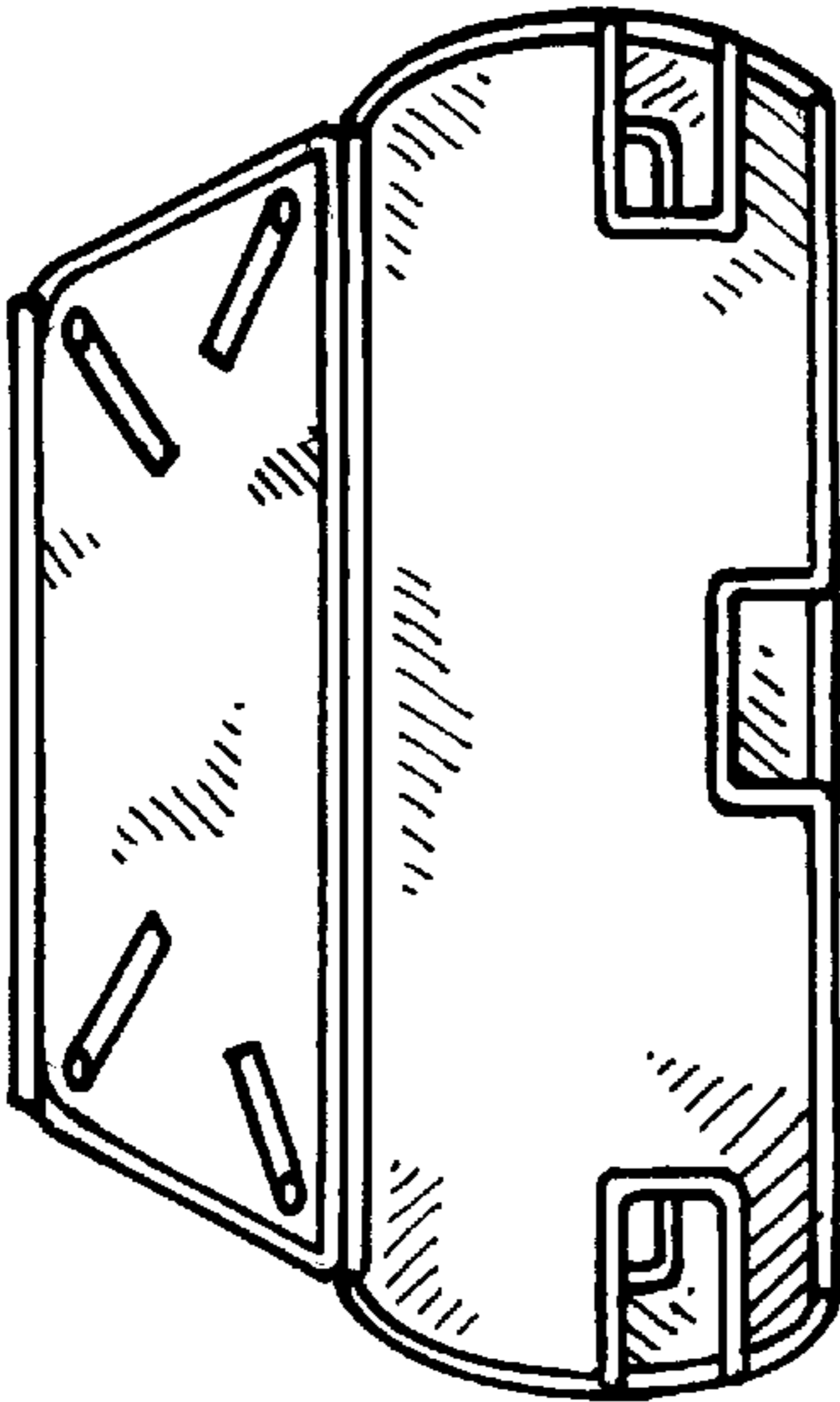


FIG. 3.

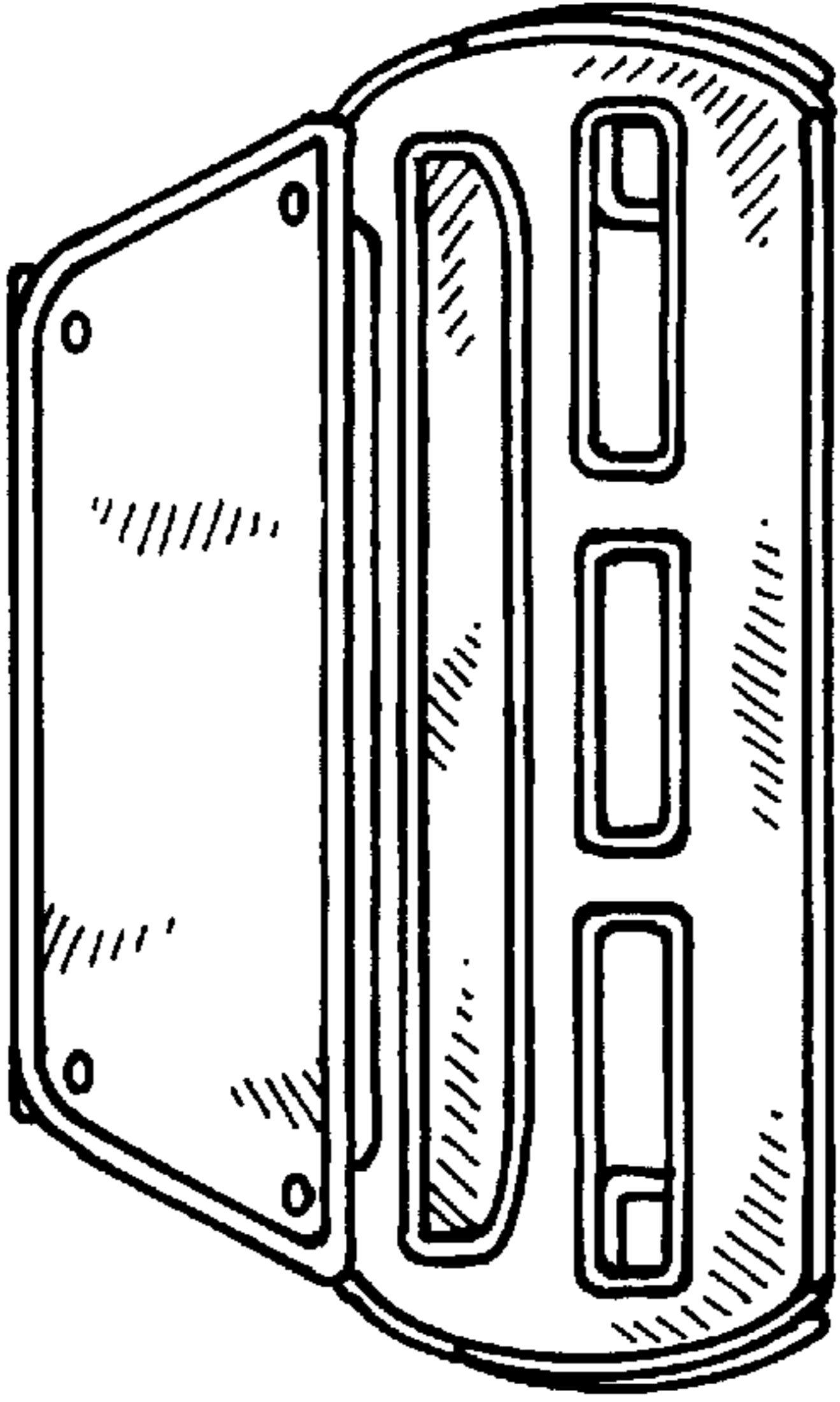


FIG. 2.

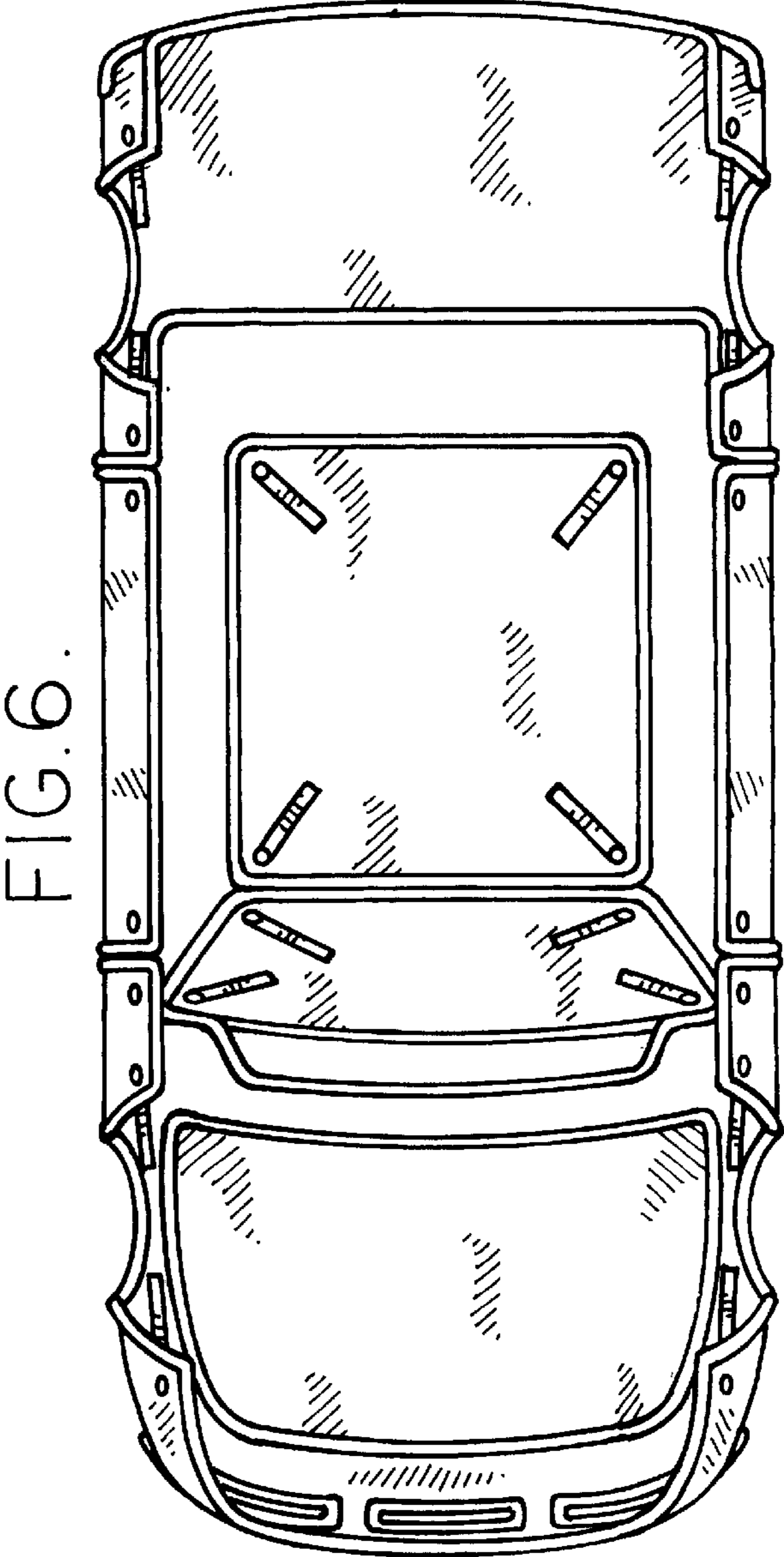


FIG. 6.

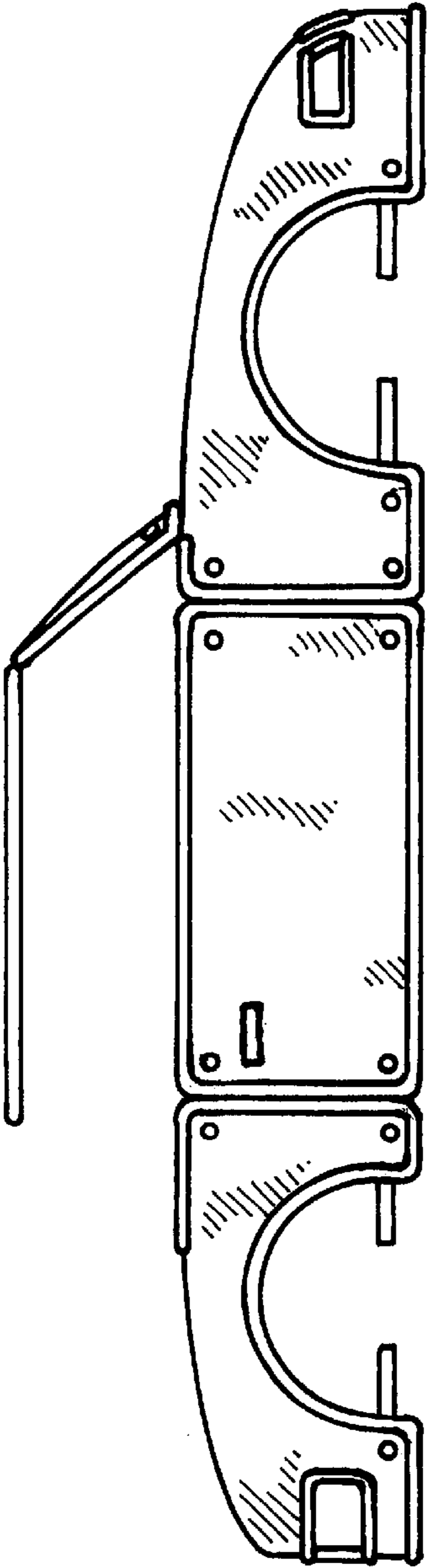


FIG. 4.

FIG. 5.

