



US00D511125S

(12) **United States Design Patent** (10) **Patent No.:** **US D511,125 S**
Yamazaki et al. (45) **Date of Patent:** **** Nov. 1, 2005**

(54) **HANDLE CENTER COVER FOR A MOTOR SCOOTER**

(75) Inventors: **Takayuki Yamazaki, Wako (JP); Jun Tanaka, Wako (JP)**

(73) Assignee: **Honda Giken Kogyo Kabushiki Kaisha, Tokyo (JP)**

(**) Term: **14 Years**

(21) Appl. No.: **29/182,830**

(22) Filed: **Jun. 3, 2003**

(30) **Foreign Application Priority Data**

Dec. 4, 2002 (JP) 2002-033601

(51) **LOC (8) Cl.** **12-11**

(52) **U.S. Cl.** **D12/126**

(58) **Field of Search** D12/110, 114, D12/126, 190, 192; D10/98, 102; 180/90, 219; 280/281.1, 288.4, 304.3; 116/62.1, 62.4, 300; 296/70

(56) **References Cited**

U.S. PATENT DOCUMENTS

D412,139 S * 7/1999 Hanlon et al. D12/126
D456,754 S * 5/2002 Keating D12/192

* cited by examiner

Primary Examiner—Alan P. Douglas
Assistant Examiner—Linda Brooks
(74) *Attorney, Agent, or Firm*—Arent Fox, PLLC

(57) **CLAIM**

The ornamental design for a handle center cover for a motor scooter, as shown and described.

DESCRIPTION

FIG. 1. a front view of a handle center cover for a motor scooter showing my new design.

FIG. 2. a rear view thereof.

FIG. 3. a plan view thereof.

FIG. 4. a bottom view thereof.

FIG. 5. a right side view thereof.

FIG. 6. a left side view thereof.

FIG. 7. a front perspective view thereof as seen from the left lower side.

FIG. 8. a front perspective view thereof as seen from the right lower side.

FIG. 9. a front perspective view thereof as seen from the left upper side; and,

FIG. 10. a front perspective view thereof as seen from the right upper side.

1 Claim, 5 Drawing Sheets




FIG.1




FIG.2




FIG.3




FIG.4




FIG.5




FIG.6




FIG.7




FIG.8




FIG.9




FIG.10

