



US00D511109S

(12) **United States Design Patent** (10) **Patent No.:** **US D511,109 S**  
**Somers** (45) **Date of Patent:** **\*\* Nov. 1, 2005**

(54) **MEDICAL REMINDER TIMER**

(76) Inventor: **Scott R. Somers**, 77 Symons St.,  
Richland, WA (US) 99352

(\*\*) Term: **14 Years**

(21) Appl. No.: **29/209,180**

(22) Filed: **Jul. 12, 2004**

(51) **LOC (8) Cl.** ..... **10-03**

(52) **U.S. Cl.** ..... **D10/40**

(58) **Field of Search** ..... D10/40, 41, 15,  
D10/2, 30, 31, 97; D3/203.2, 203.3; D18/2;  
340/309.4, 309.16; 368/10, 309, 97-123,  
285, 276-278; 307/141, 141.4

(56) **References Cited**

**U.S. PATENT DOCUMENTS**

D304,730 S	*	11/1989	Miyahara	.....	D18/2
4,962,491 A	*	10/1990	Schaeffer	.....	368/21
D336,441 S	*	6/1993	Meyer	.....	D10/40
D351,185 S	*	10/1994	Matsuda et al.	.....	D18/2
5,691,932 A	*	11/1997	Reiner et al.	.....	368/10
5,850,937 A	*	12/1998	Rauche	.....	221/2
5,854,774 A	*	12/1998	Timme	.....	368/10
D429,469 S	*	8/2000	McPhee	.....	D10/40
6,198,383 B1	*	3/2001	Sekura et al.	.....	340/309.4
6,314,384 B1	*	11/2001	Goetz	.....	368/109

**OTHER PUBLICATIONS**

Dynamic Living, Oct., 2002, p. 20, the "Medglider" talking medication timer, [retrieved Apr. 22, 2005]. Retrieved from internet using Google Advanced Catalog search: <URL:www.dynamic-living.com>.\*

\* cited by examiner

*Primary Examiner*—Lucy Lieberman

(74) *Attorney, Agent, or Firm*—John S. Reid; Reidlaw, L.L.C.

(57) **CLAIM**

The ornamental design for a medical reminder timer, as shown and described.

**DESCRIPTION**

The article shown in the accompanying drawings is a reminder timer to remind persons of multiple tasks to be performed at repeated intervals during a day, such as the taking of medications and other periodic recurring events.

FIG. 1 is a perspective view of a medical reminder timer showing my new design.

FIG. 2 is a front elevation of the medical reminder timer of my design.

FIG. 3 is a left side elevation view of the medical reminder timer of my design.

FIG. 4 is a right side elevation view of the medical reminder timer of my design.

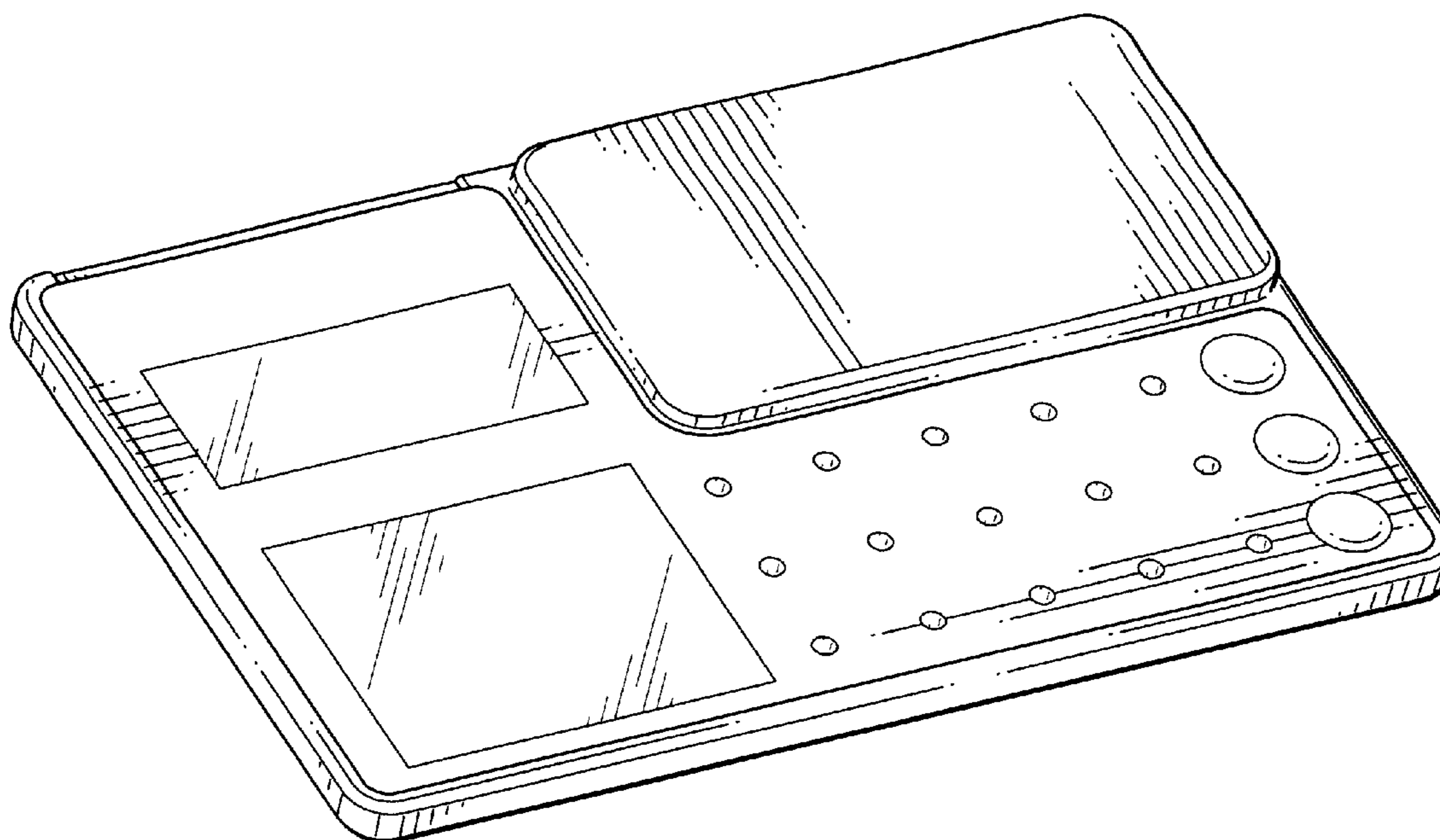
FIG. 5 is a top plan view of the medical reminder timer of my design.

FIG. 6 is a bottom plan view of the medical reminder timer of my design; and,

FIG. 7 is rear elevation of the medical reminder timer of my design.

The elements shown in broken lines in FIG. 7 are for illustrative purposes only and form no part of the claimed design.

**1 Claim, 3 Drawing Sheets**



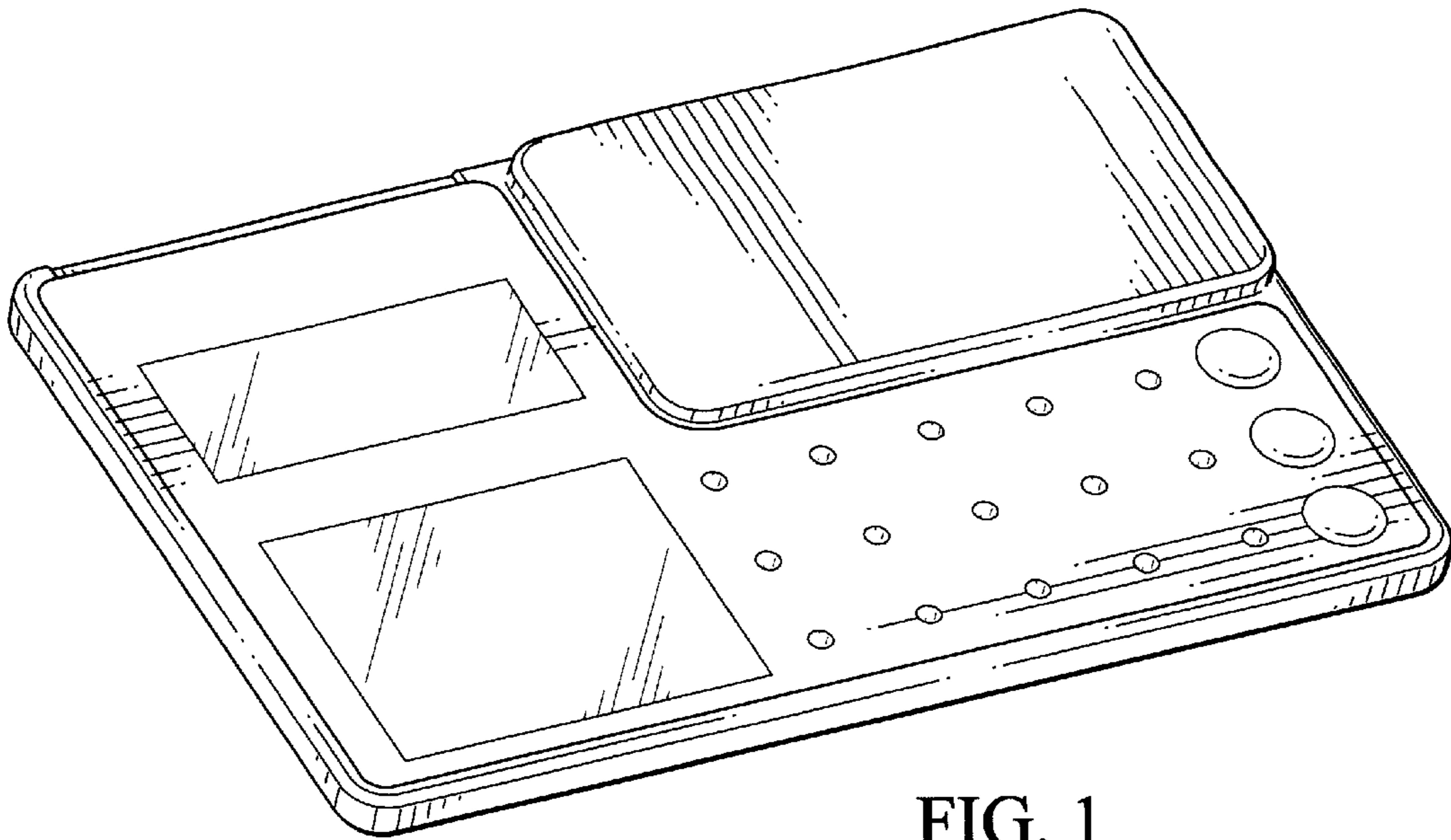


FIG. 1

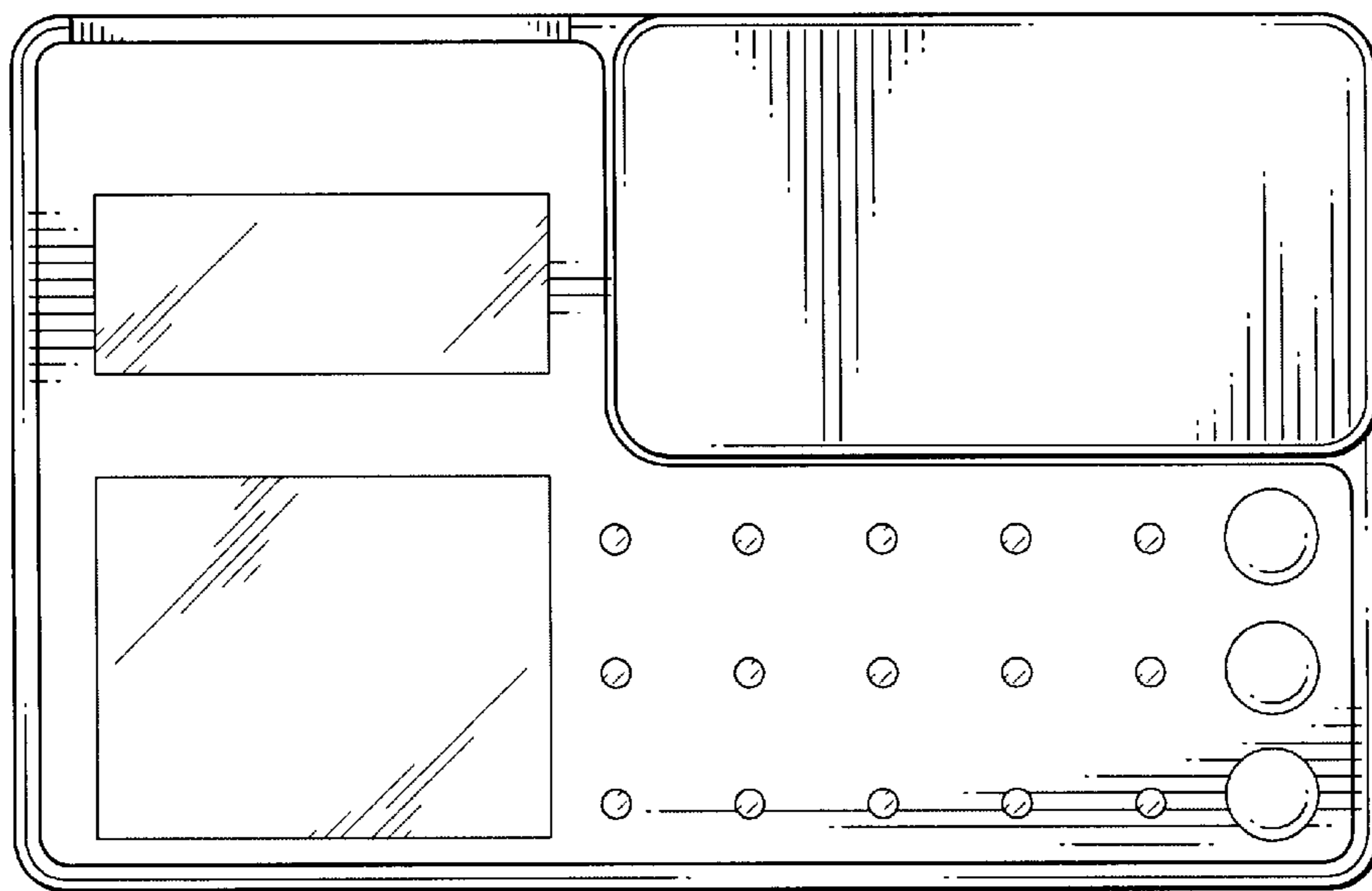


FIG. 2

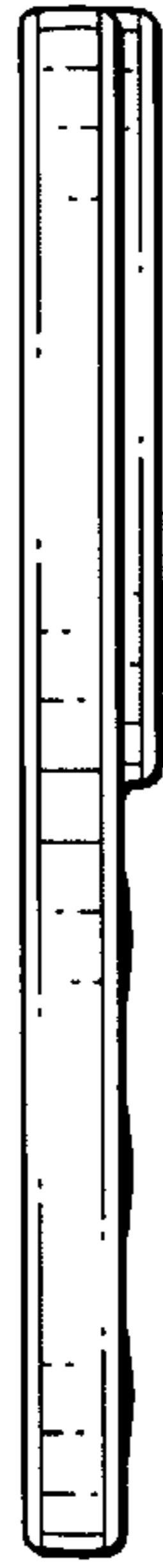


FIG. 3



FIG. 4



FIG. 5




FIG. 6

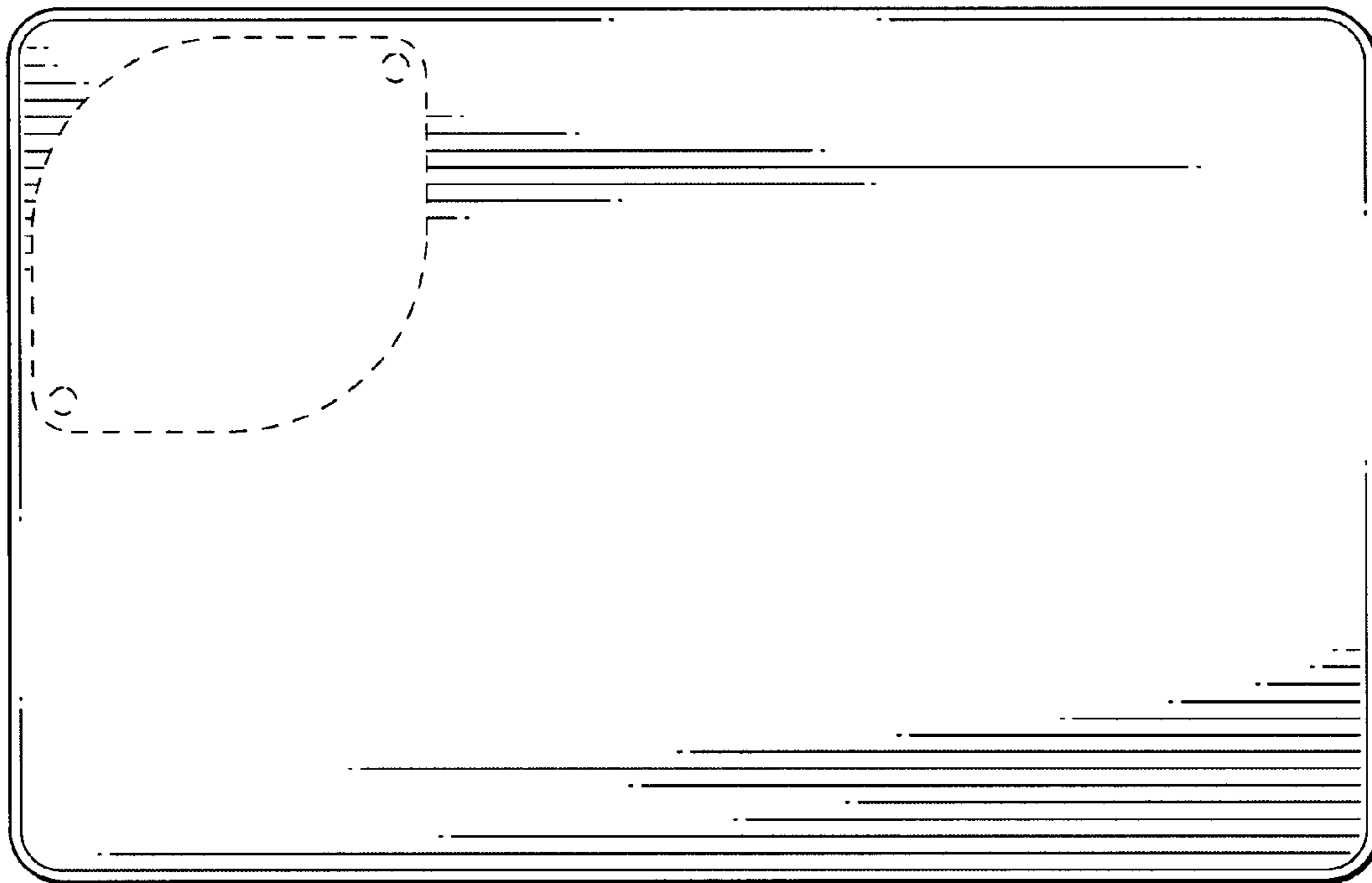


FIG. 7