



US00D511108S

(12) **United States Design Patent**
Plange

(10) **Patent No.:** **US D511,108 S**

(45) **Date of Patent:** **** Nov. 1, 2005**

(54) **WATCH**

(75) **Inventor:** **Gerd Plange**, Schaffhausen (CH)

(73) **Assignee:** **Richemont International SA**,
Villars-sur-Glane (CH)

(**) **Term:** **14 Years**

(21) **Appl. No.:** **29/213,520**

(22) **Filed:** **Sep. 20, 2004**

(30) **Foreign Application Priority Data**

Mar. 18, 2004 (WO) DMA/006 215

(51) **LOC (8) Cl.** **10-02**

(52) **U.S. Cl.** **D10/39**

(58) **Field of Search** D10/1-40, 122-132;
368/280-282, 276-277, 285, 294-295

(56) **References Cited**

U.S. PATENT DOCUMENTS

- D327,020 S * 6/1992 Gradel D10/30
- D352,250 S * 11/1994 Giardiello D10/39
- D356,041 S * 3/1995 Bulgari D10/39
- D356,976 S * 4/1995 Wyss D11/25
- D358,101 S * 5/1995 Scheufele D10/32

- D360,141 S * 7/1995 Scheufele D10/32
- D419,892 S * 2/2000 Bulgari D10/32
- D443,833 S * 6/2001 Lepeu et al. D10/32
- D444,078 S * 6/2001 Strasser D10/39
- D490,719 S * 6/2004 Schoepfer D10/32
- D491,078 S * 6/2004 Schoepfer D10/32
- D491,473 S * 6/2004 Afshar D10/32

* cited by examiner

Primary Examiner—Nelson C. Holtje

(74) *Attorney, Agent, or Firm*—Young & Thompson

(57) **CLAIM**

The ornamental design for a watch, as shown and described.

DESCRIPTION

FIG. 1 is a top view of the watch.
 FIG. 2 is a perspective view showing the bottom of the watch.
 FIG. 3 is a side view from the bottom of FIG. 1.
 FIG. 4 is a side view from the top of FIG. 1.
 FIG. 5 is a side view from the right of FIG. 1.
 FIG. 6 is a side view from the left of FIG. 1; and,
 FIG. 7 is a perspective view showing the face of the watch.

1 Claim, 1 Drawing Sheet



fig. 1




fig. 2




fig. 3




fig. 4




fig. 5



fig. 6



fig. 7

