



US00D511097S

(12) **United States Design Patent**
Sherratt

(10) **Patent No.: US D511,097 S**

(45) **Date of Patent: ** Nov. 1, 2005**

(54) **BOTTLE**

(75) **Inventor: Paul Robertson Sherratt,**
Kingston-upon-Thames (GB)

(73) **Assignee: Unilever Home & Personal Care**
USA, a division of Conopco, Inc.,
Chicago, IL (US)

(**) **Term: 14 Years**

| | | | | | |
|------------|---|---------|---------------|-------|--------|
| D322,395 S | * | 12/1991 | Sommer | | D9/565 |
| D324,491 S | * | 3/1992 | Ball | | D9/688 |
| D325,697 S | * | 4/1992 | Parr | | D9/503 |
| D375,895 S | * | 11/1996 | Miller | | D9/691 |
| D395,597 S | * | 6/1998 | Lamb | | D9/688 |
| D396,639 S | * | 8/1998 | Pedersen-Rask | | D9/454 |
| D398,236 S | * | 9/1998 | Huang | | D9/502 |
| D423,922 S | * | 5/2000 | Ohchi et al. | | D9/688 |
| D426,773 S | * | 6/2000 | Warner et al. | | D9/503 |
| D492,193 S | * | 6/2004 | Miller et al. | | D9/688 |

FOREIGN PATENT DOCUMENTS

(21) **Appl. No.: 29/195,848**

(22) **Filed: Dec. 18, 2003**

(30) **Foreign Application Priority Data**

Jun. 25, 2003 (GB) 3013315

(51) **LOC (8) Cl. 09-01**

(52) **U.S. Cl. D9/503**

(58) **Field of Search** D9/682, 686, 688-693,
D9/723-727, 500, 502-505, 529-530, 537-539,
545, 549, 558, 444-445, 454; D24/197;
215/12.1-12.2, 13.1, 11.1-11.6, 382-384,
396, 398; D7/510-511; 222/212-213, 215

(56) **References Cited**

U.S. PATENT DOCUMENTS

| | | | | | |
|-------------|---|---------|----------|-------|-----------|
| D217,585 S | * | 5/1970 | Lambelet | | D9/500 |
| D237,685 S | * | 11/1975 | Picker | | D9/503 |
| 4,998,649 A | * | 3/1991 | Thanisch | | 222/212 X |

| | | | |
|----|---------|---|---------|
| GB | 2099724 | * | 3/2001 |
| GB | 3000542 | * | 2/2002 |
| GB | 3007257 | * | 11/2002 |
| GB | 3017237 | * | 6/2004 |

* cited by examiner

Primary Examiner—Carol Rademaker

(74) *Attorney, Agent, or Firm*—Karen E. Klumas

(57) **CLAIM**

The ornamental design for a bottle, as shown and described.

DESCRIPTION

FIG. 1 is a perspective view from above and one side of the bottle of my claimed design;

FIG. 2 is a side elevation thereof; and,

FIG. 3 is a top plan view thereof.

1 Claim, 1 Drawing Sheet

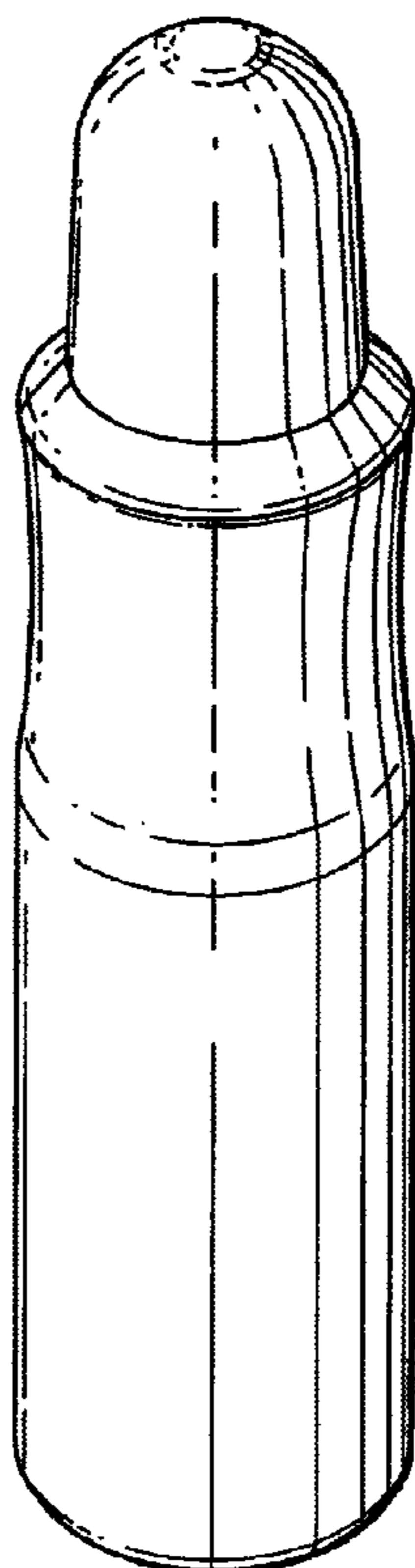


FIG. 1

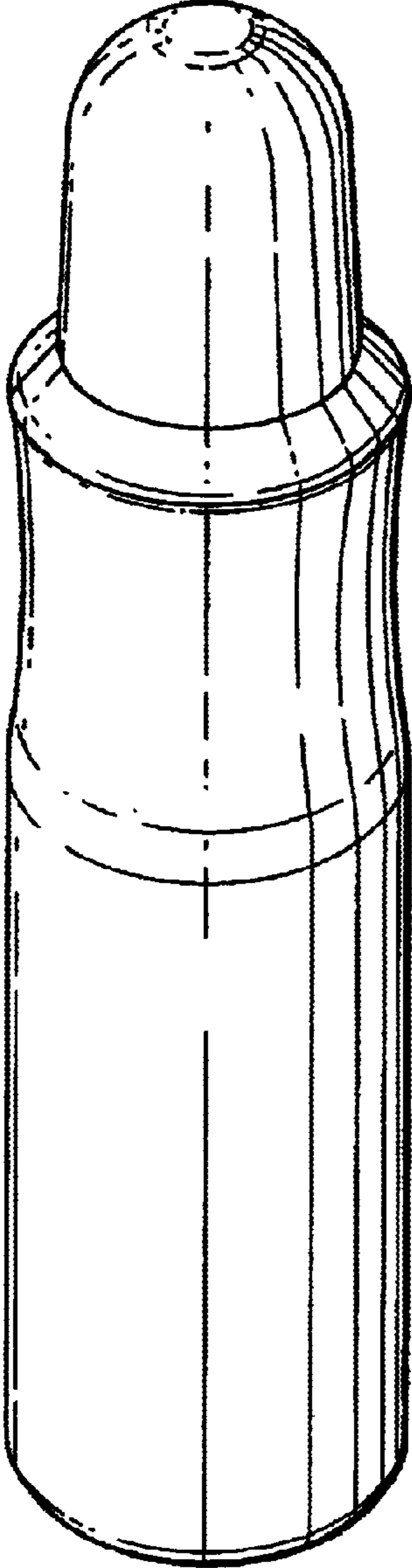


FIG. 2

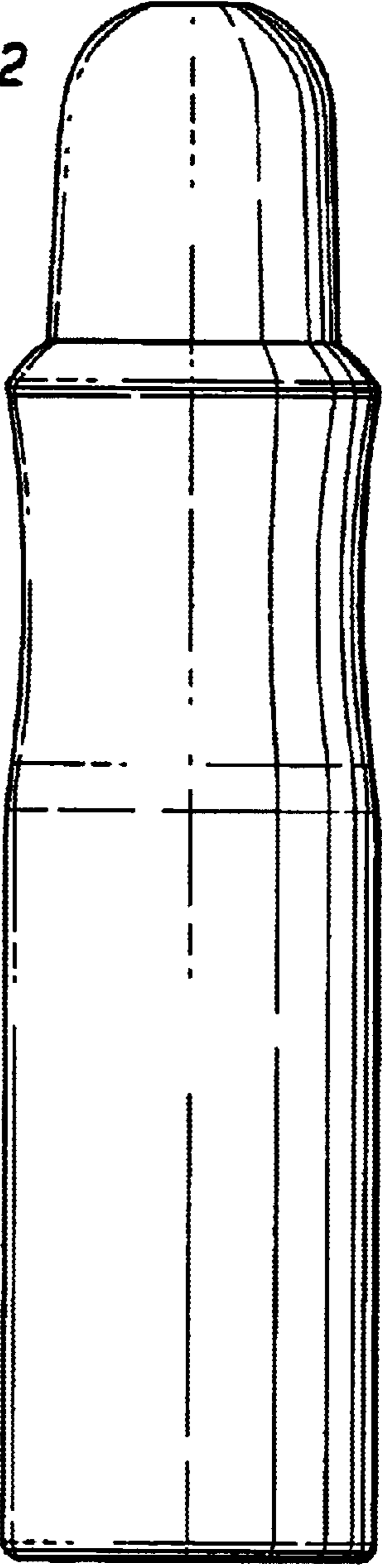


FIG. 3

