



US00D511095S

(12) **United States Design Patent** (10) **Patent No.:** **US D511,095 S**  
**Auer** (45) **Date of Patent:** **\*\* Nov. 1, 2005**

(54) **PUSHBUTTON OF A DISPENSER HEAD**

FOREIGN PATENT DOCUMENTS

(75) Inventor: **Günter Auer**, Villingen-Schwenningen (DE)

DE DM060696 \* 6/2002

\* cited by examiner

(73) Assignee: **MegaPlast GmbH & Co. KG**, Villingen-Schwenningen (DE)

*Primary Examiner*—Louis S. Zarfes

*Assistant Examiner*—Susan Bennett Hattan

(74) *Attorney, Agent, or Firm*—McGlew and Tuttle, P.C.

(\*\*) Term: **14 Years**

(57) **CLAIM**

(21) Appl. No.: **29/198,638**

The ornamental design for a pushbutton of a dispenser head, as shown and described.

(22) Filed: **Feb. 2, 2004**

**DESCRIPTION**

(30) **Foreign Application Priority Data**

Aug. 9, 2003 (DE) ..... 403 05 274

FIG. 1 is a front view of my pushbutton of a dispenser head design;

(51) **LOC (8) Cl.** ..... **09-07**

FIG. 2 is a left side view thereof;

(52) **U.S. Cl.** ..... **D9/448; 9/435**

FIG. 3 is a rear view thereof;

(58) **Field of Search** ..... D9/448, 434-447, D9/300, 449, 418, 454; D28/7; 222/402.11-402.14, 553, 565, 402.21, 546, 153.1, 153.11; 215/277; 220/915, 212

FIG. 4 is a top right perspective view thereof;

FIG. 5 is a right side view thereof;

FIG. 6 is a top left perspective view thereof;

FIG. 7 is a top view thereof; and

FIG. 8 is a top rear perspective view thereof;

(56) **References Cited**

**U.S. PATENT DOCUMENTS**

|              |           |                 |            |
|--------------|-----------|-----------------|------------|
| D182,444 S   | 4/1958    | Sinclair et al. |            |
| D291,972 S   | * 9/1987  | Pfeiffer        | D9/448     |
| D296,526 S   | * 7/1988  | von Schuckmann  | D9/448     |
| D381,910 S   | * 8/1997  | Sayers et al.   | D9/447     |
| D399,746 S   | * 10/1998 | Hayataka        | D9/448     |
| D436,039 S   | * 1/2001  | Moretti         | D9/448     |
| D439,842 S   | 4/2001    | Garcia          |            |
| D441,654 S   | 5/2001    | Sayers          |            |
| 6,260,738 B1 | * 7/2001  | Kerr et al.     | 222/402.13 |
| D455,960 S   | 4/2002    | Dobbs et al.    |            |

FIG. 9 is a front view of my design for a pushbutton of a dispenser head having an alternative design;

FIG. 10 is a left side view of the design of FIG. 9;

FIG. 11 is a rear view of the design of FIG. 9;

FIG. 12 is a top right perspective view of the design of FIG. 9;

FIG. 13 is a right side view of the design of FIG. 9;

FIG. 14 is a top left perspective view of the design of FIG. 9;

FIG. 15 is a top view of the design of FIG. 9; and,

FIG. 16 is a top rear perspective view of the design of FIG. 9.

**1 Claim, 4 Drawing Sheets**






Fig. 1



Fig. 2




Fig. 3




Fig. 4




Fig. 5




Fig. 6




Fig. 7




Fig. 8




Fig. 9



Fig. 10




Fig. 11




Fig. 12




Fig. 13




Fig. 14

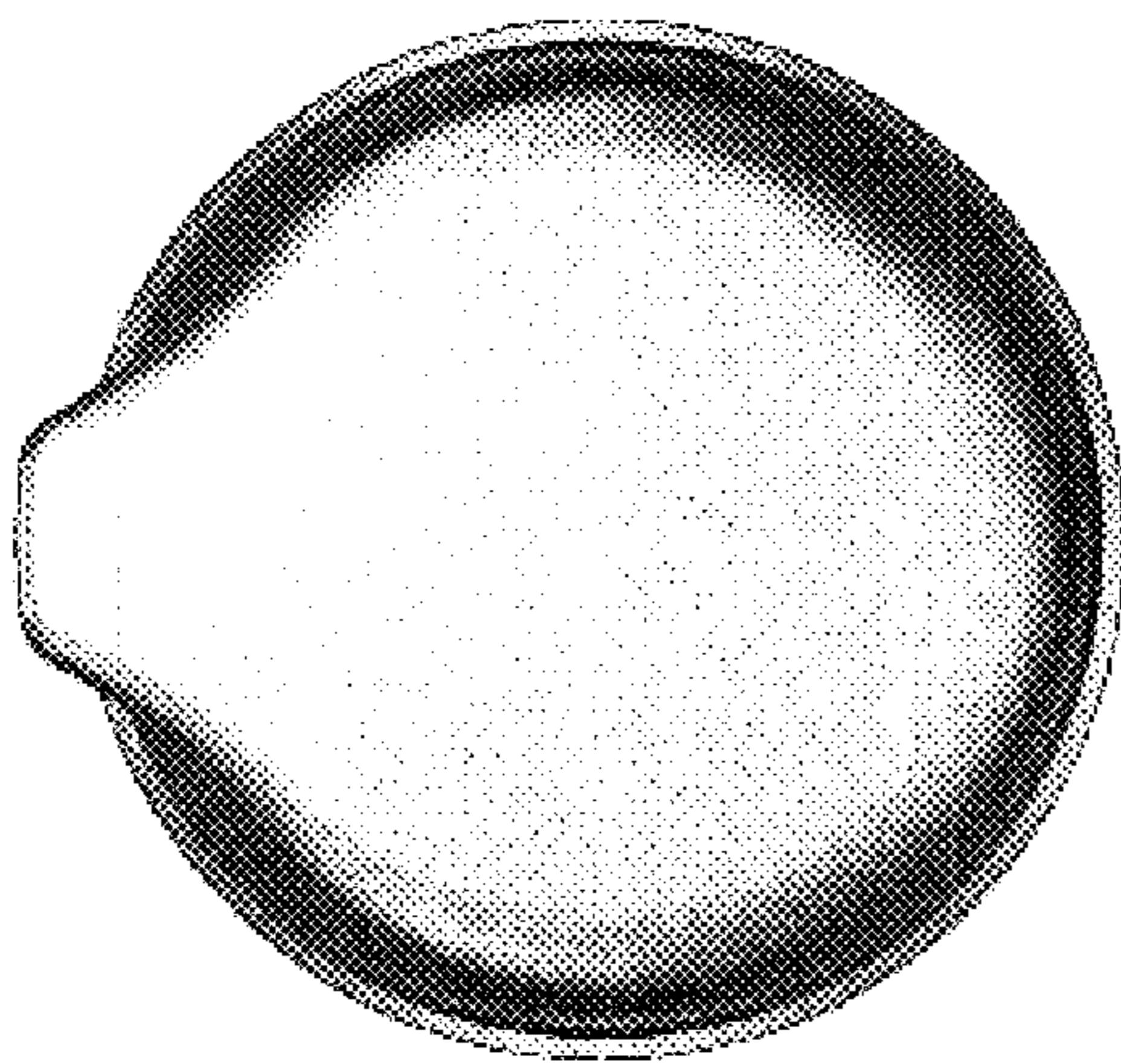


Fig. 15




Fig. 16