



US00D511085S

(12) **United States Design Patent**
Kosasih et al.

(10) **Patent No.:** **US D511,085 S**
(45) **Date of Patent:** **** Nov. 1, 2005**

- (54) **COVER FOR ELECTRICAL OUTLETS**
- (75) Inventors: **Angie L. Kosasih**, Rancho Santa Margarita, CA (US); **Yos Singtoroj**, Anaheim, CA (US)
- (73) Assignee: **Newfrey LLC**, Newark, DE (US)
- (**) Term: **14 Years**
- (21) Appl. No.: **29/213,415**
- (22) Filed: **Sep. 16, 2004**
- (51) **LOC (8) Cl.** **11-05**
- (52) **U.S. Cl.** **D8/352**
- (58) **Field of Search** D8/350-353; D10/123, D10/108, 125; D13/156, 171, 169, 174, 158, 162; 174/66, 67; 220/241, 242

- D197,247 S 12/1963 Morgan
- D197,401 S 1/1964 Maffei
- D197,553 S 2/1964 Maffei
- D198,522 S 6/1964 Clayton
- D199,180 S 9/1964 Clayton
- D204,242 S 4/1966 Thompson
- D208,147 S 7/1967 Clayton
- D211,935 S 8/1968 Algoren
- D219,422 S 12/1970 Tegner
- D225,722 S 1/1973 Tegner
- D228,839 S 10/1973 Sahloff
- D229,285 S 11/1973 Tegner
- D241,909 S 10/1976 Mellyn
- D243,918 S 4/1977 Creamer
- D246,952 S 1/1978 Palm, Jr.
- D251,474 S 4/1979 Pittenger
- D251,475 S 4/1979 Clayton

(Continued)

(56) **References Cited**
U.S. PATENT DOCUMENTS

- D6,623 S 4/1873 White
- D10,029 S 5/1877 Widmayer
- D24,781 S 10/1895 Hirsh
- D38,941 S 12/1907 Schoonmaker
- D48,382 S 1/1916 Bosworth
- D48,651 S 2/1916 Prinzler
- D49,124 S 5/1916 Leonard
- D53,580 S 7/1919 Greene
- D66,917 S * 3/1925 Wilson D8/350
- D74,624 S 3/1928 Roberts
- D79,261 S 8/1929 Schlage
- D79,262 S 8/1929 Schlage
- D81,026 S 4/1930 Schnell
- D83,156 S 1/1931 Graff
- D83,247 S 2/1931 Carlson
- D83,281 S 2/1931 Schnell
- D85,770 S 12/1931 Ruppel
- D85,844 S 12/1931 Schnell
- D88,641 S 3/1932 Shnell et al.
- D91,088 S 11/1933 Schnell
- D113,246 S 2/1939 Trahan
- D176,280 S 12/1955 Patriquin
- D195,479 S 6/1963 Denker

Primary Examiner—Stella Reid
Assistant Examiner—Mark A. Goodwin
(74) *Attorney, Agent, or Firm*—Richard J. Veltman; John D. DelPonti

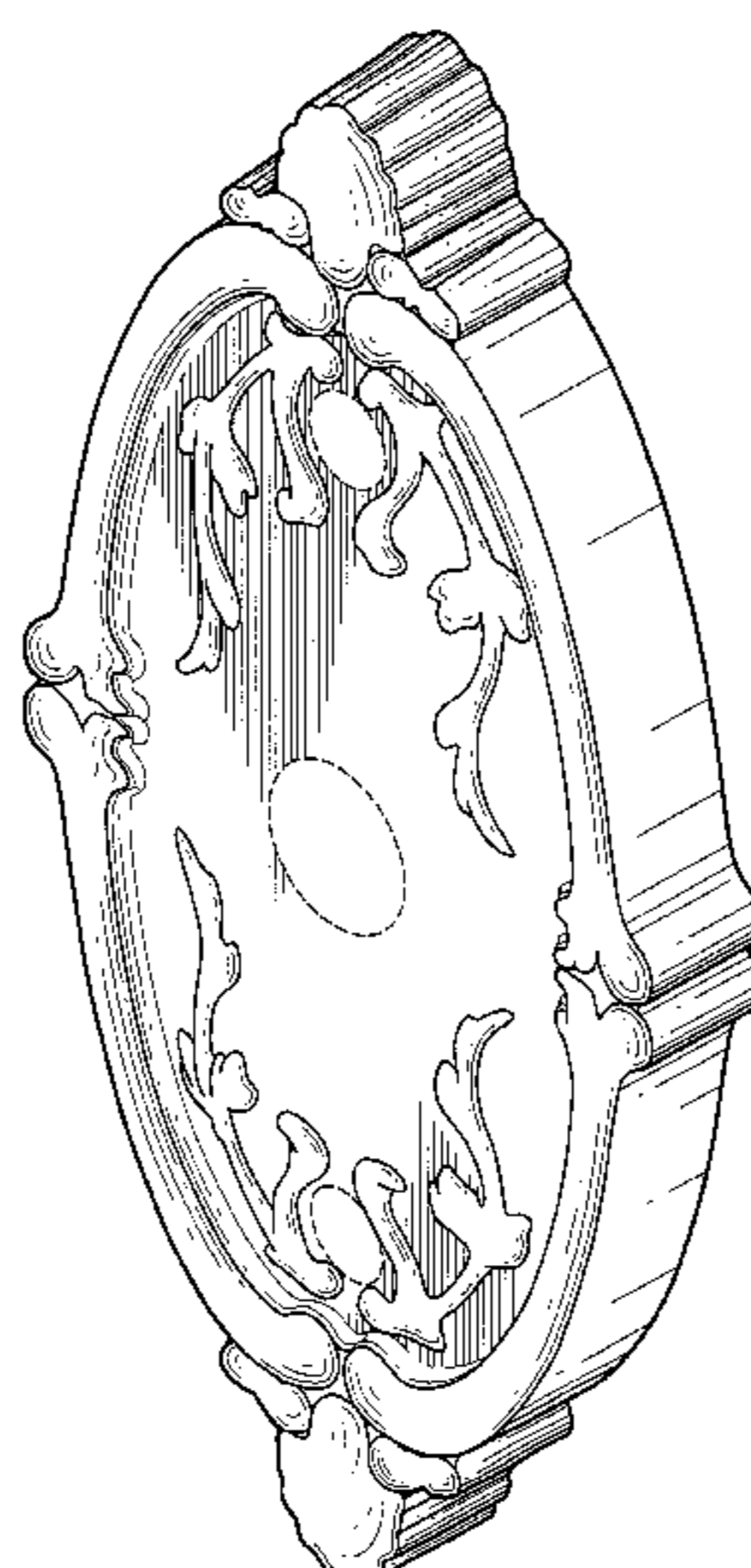
(57) **CLAIM**

The ornamental design for a cover for electrical outlets, as shown and described.

DESCRIPTION

FIG. 1 is a perspective view of a first embodiment of the new design for a cover for electrical outlets;
FIG. 2 is a front view of the new design for a cover for electrical outlets;
FIG. 3 is a top view of the new design for a cover for electrical outlets, the bottom view being a mirror image;
FIG. 4 is a right side view of the new design for a cover for electrical outlets, the left side view being a mirror image; and,
FIG. 5 is a back view of a the new design for a cover for electrical outlets.
The broken lines in the Figures are for illustrative purposes only and form no part of the claimed design.

1 Claim, 4 Drawing Sheets



US D511,085 S

Page 2

U.S. PATENT DOCUMENTS

D252,012 S	6/1979	Pittenger	D415,405 S	10/1999	O'Neil
D259,539 S	6/1981	Pittenger	D415,947 S	11/1999	May
D260,361 S	8/1981	Meisner	D418,387 S	1/2000	O'Neil
D261,857 S	11/1981	Valli	D423,320 S	4/2000	Kelly
D267,926 S	2/1983	Pittenger	D427,718 S	7/2000	Mitrani
D271,560 S	11/1983	Valli	D428,189 S	7/2000	Mitrani
D271,561 S	11/1983	Valli	D428,520 S	7/2000	Mitrani
D297,911 S	10/1988	Rubin	D429,369 S	8/2000	Mitrani
D312,381 S	11/1990	Clayton	D430,997 S	9/2000	Magnusson
D312,565 S	12/1990	Abraham et al.	D431,173 S	9/2000	Durbin
D314,129 S	1/1991	Zanini	D431,443 S	10/2000	Rodriguez et al.
D315,487 S	3/1991	Zanini	D434,177 S	11/2000	Mitrani
D328,852 S	8/1992	Marques	D435,423 S	12/2000	Rodriguez et al.
D329,008 S	9/1992	Marques	D445,016 S	7/2001	Dewald et al.
D329,009 S	9/1992	Marques	D453,897 S	2/2002	LaPlume et al.
D351,981 S	11/1994	Susani et al.	D453,899 S	2/2002	LaPlume et al.
D355,834 S	2/1995	Chieda	D458,829 S	6/2002	Zoerner
D355,835 S	2/1995	Chieda	D465,990 S	11/2002	Betancourth
D355,837 S	2/1995	Chieda	D466,788 S	12/2002	Baskauskas et al.
D357,168 S	4/1995	Chieda	D467,155 S	12/2002	Underhill et al.
D361,489 S	8/1995	Carsello	D470,740 S	2/2003	Fields
D361,494 S	8/1995	Chieda	D470,741 S	2/2003	Fields
D362,380 S	9/1995	Ellis et al.	D471,073 S	3/2003	Fields
D363,204 S	10/1995	Ellis et al.	D471,422 S	3/2003	Ellis et al.
D363,872 S	11/1995	Carsello	D471,432 S	3/2003	Ellis et al.
D378,984 S	4/1997	Carsello	D472,448 S	4/2003	Fields
D393,584 S	4/1998	D'Andrea et al.	D479,790 S	9/2003	Dewald et al.
D394,795 S	6/1998	Diebel	D482,592 S	11/2003	Thuma
D396,181 S	* 7/1998	Chang D8/350	D487,865 S	3/2004	Dewald
D397,022 S	8/1998	Caugh et al.	D492,181 S	6/2004	Blonski
D406,042 S	2/1999	Klinker	D493,089 S	7/2004	Samson et al.
D411,732 S	6/1999	Chamberlain			

* cited by examiner

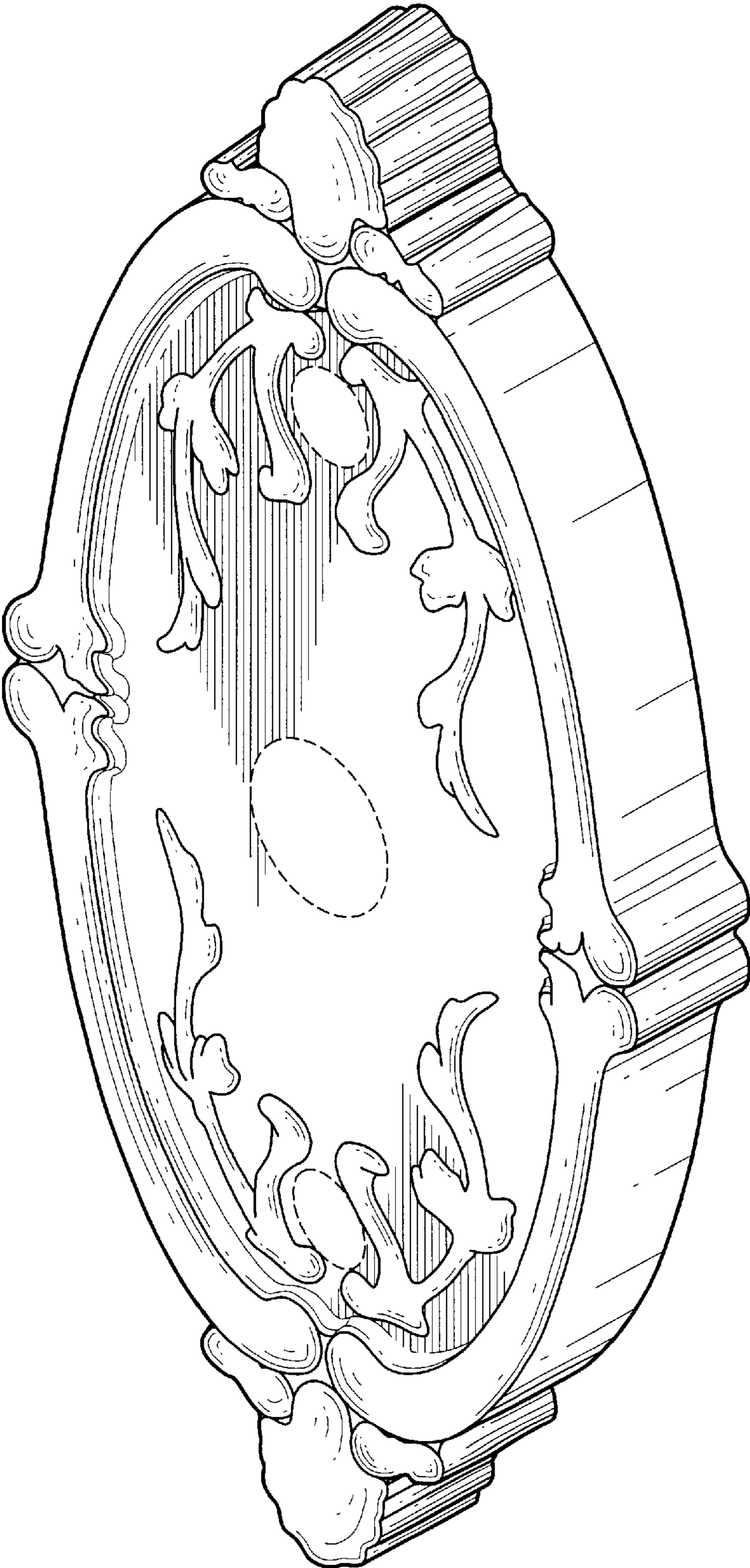


FIG. 1

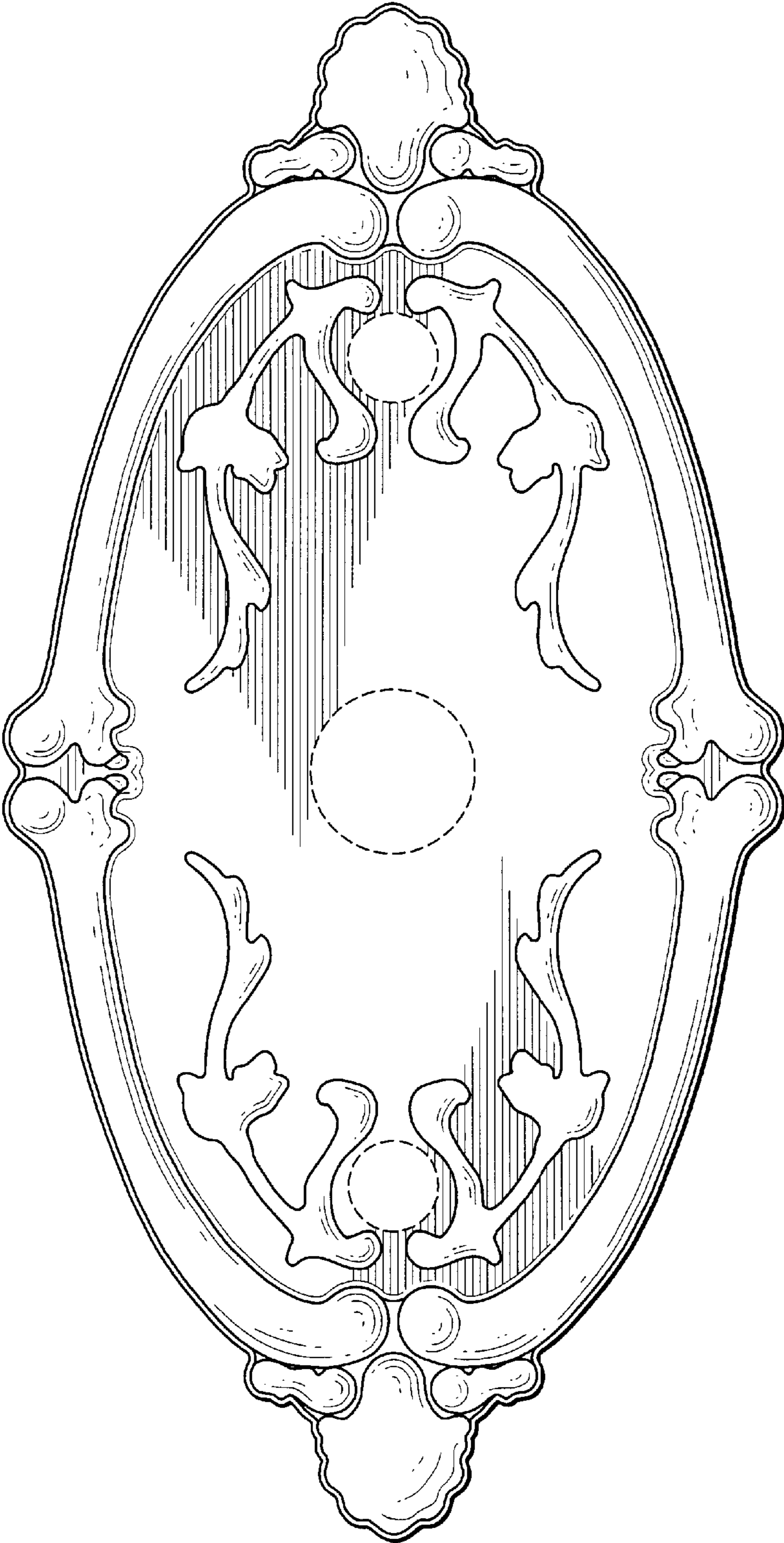


FIG. 2




FIG. 3

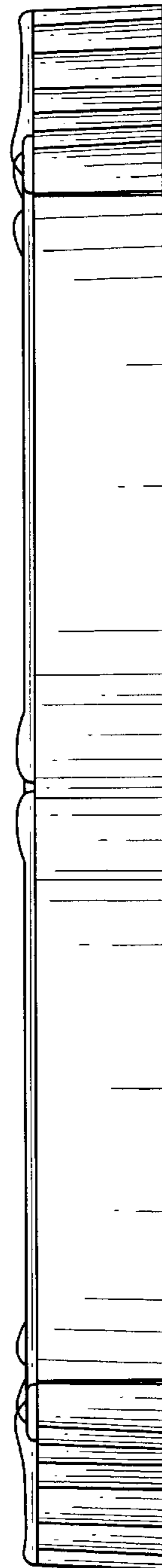


FIG. 4

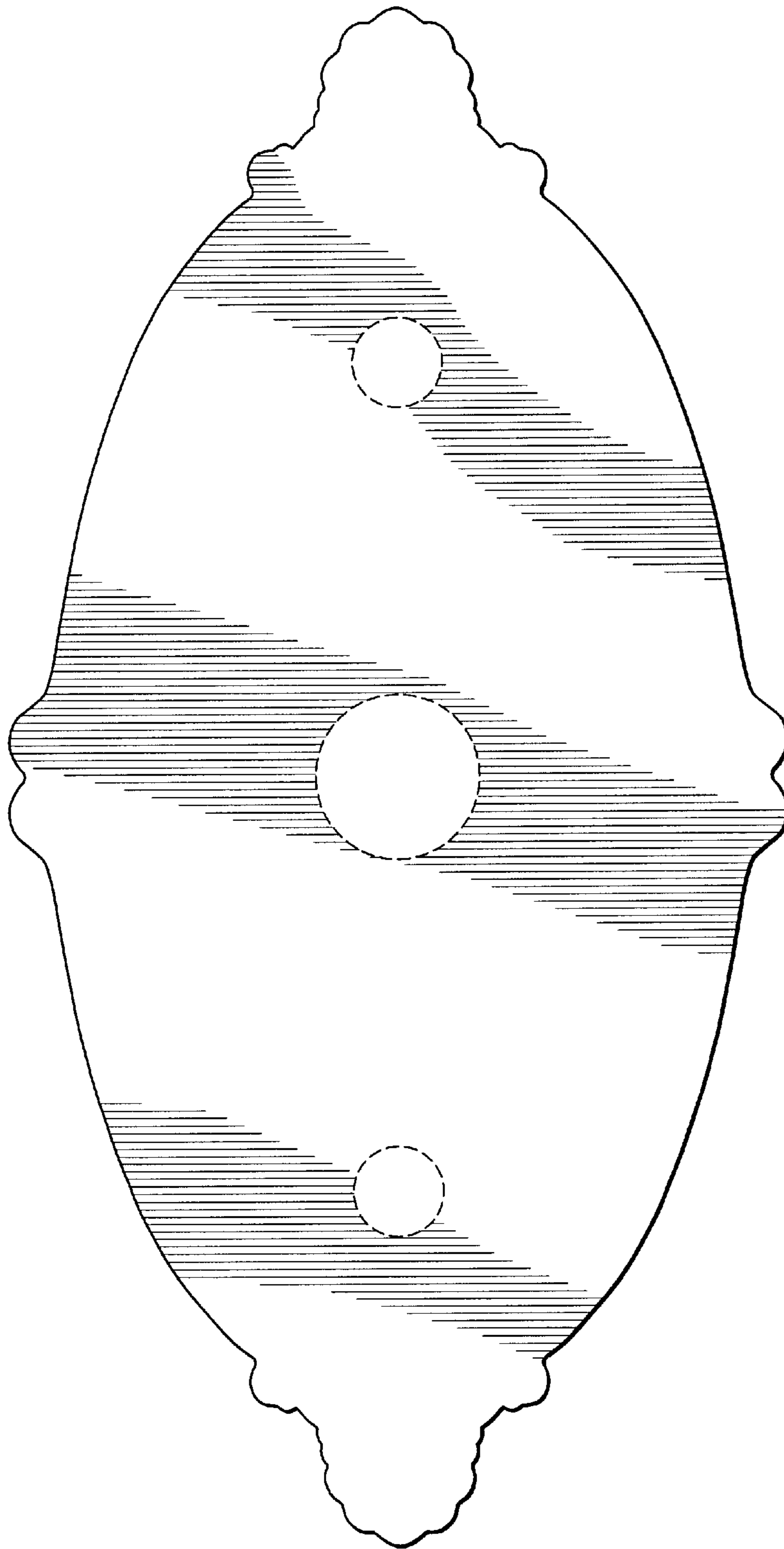


FIG. 5

UNITED STATES PATENT AND TRADEMARK OFFICE
CERTIFICATE OF CORRECTION

PATENT NO. : Des. 511,085 S
APPLICATION NO. : 29/213415
DATED : November 1, 2005
INVENTOR(S) : Angie L. Kosasih and Yos Singtoroj

Page 1 of 1

It is certified that error appears in the above-identified patent and that said Letters Patent is hereby corrected as shown below:

On the title page item (54), should read:
TITLE: ESCUTCHEON

Signed and Sealed this

Second Day of June, 2009



JOHN DOLL
Acting Director of the United States Patent and Trademark Office