



US00D511073S

(12) **United States Design Patent** (10) **Patent No.:** **US D511,073 S**  
**Luna et al.** (45) **Date of Patent:** **\*\* Nov. 1, 2005**

(54) **CONTAINER**

(75) Inventors: **Christian Luna**, North Royalton, OH (US); **Todd Huthmaker**, Wooster, OH (US)

(73) Assignee: **Rubbermaid Incorporated**, Wooster, OH (US)

(\*\*) Term: **14 Years**

(21) Appl. No.: **29/208,412**

(22) Filed: **Jun. 28, 2004**

(51) **LOC (8) Cl.** ..... **07-01**

(52) **U.S. Cl.** ..... **D7/602; D7/584**

(58) **Field of Search** ..... D7/602, 629, 630, D7/612-615, 538-548, 584-587; D9/414, 424-432; 220/675, 780-783, 792-805

(56) **References Cited**

**U.S. PATENT DOCUMENTS**

4,471,880	A	*	9/1984	Taylor et al.	.....	220/792
D281,754	S	*	12/1985	Trombly	.....	D7/540
D329,782	S	*	9/1992	Narsutis	.....	D7/629
5,356,026	A	*	10/1994	Andress et al.	.....	220/792
6,102,209	A	*	8/2000	D'Andrea	.....	220/780
D476,853	S	*	7/2003	Jalet et al.	.....	D7/584
D493,672	S	*	8/2004	Jalet et al.	.....	D7/586

\* cited by examiner

*Primary Examiner*—Terry A. Wallace

(74) *Attorney, Agent, or Firm*—Marshall, Gerstein & Borun LLP

(57) **CLAIM**

The ornamental design for a “container,” as shown and described.

**DESCRIPTION**

FIG. 1 is a perspective view showing our new design; FIG. 2 is a front elevational view of the container of FIG. 1; the rear elevational view being a mirror image thereof; FIG. 3 is a right side elevational view of the container of FIG. 1, the left side elevational view being a mirror image thereof;

FIG. 4 is a top plan view of the container of FIG. 1;

FIG. 5 is a bottom plan view of the container of FIG. 1;

FIG. 6 is a perspective view of the container of FIG. 1 with a cover;

FIG. 7 is a perspective view showing a second embodiment of our new design;

FIG. 8 is a front elevational view of the container of FIG. 7; the rear elevational view being a mirror image thereof;

FIG. 9 is a right side elevational view of the container of FIG. 7, the left side elevational view being a mirror image thereof;

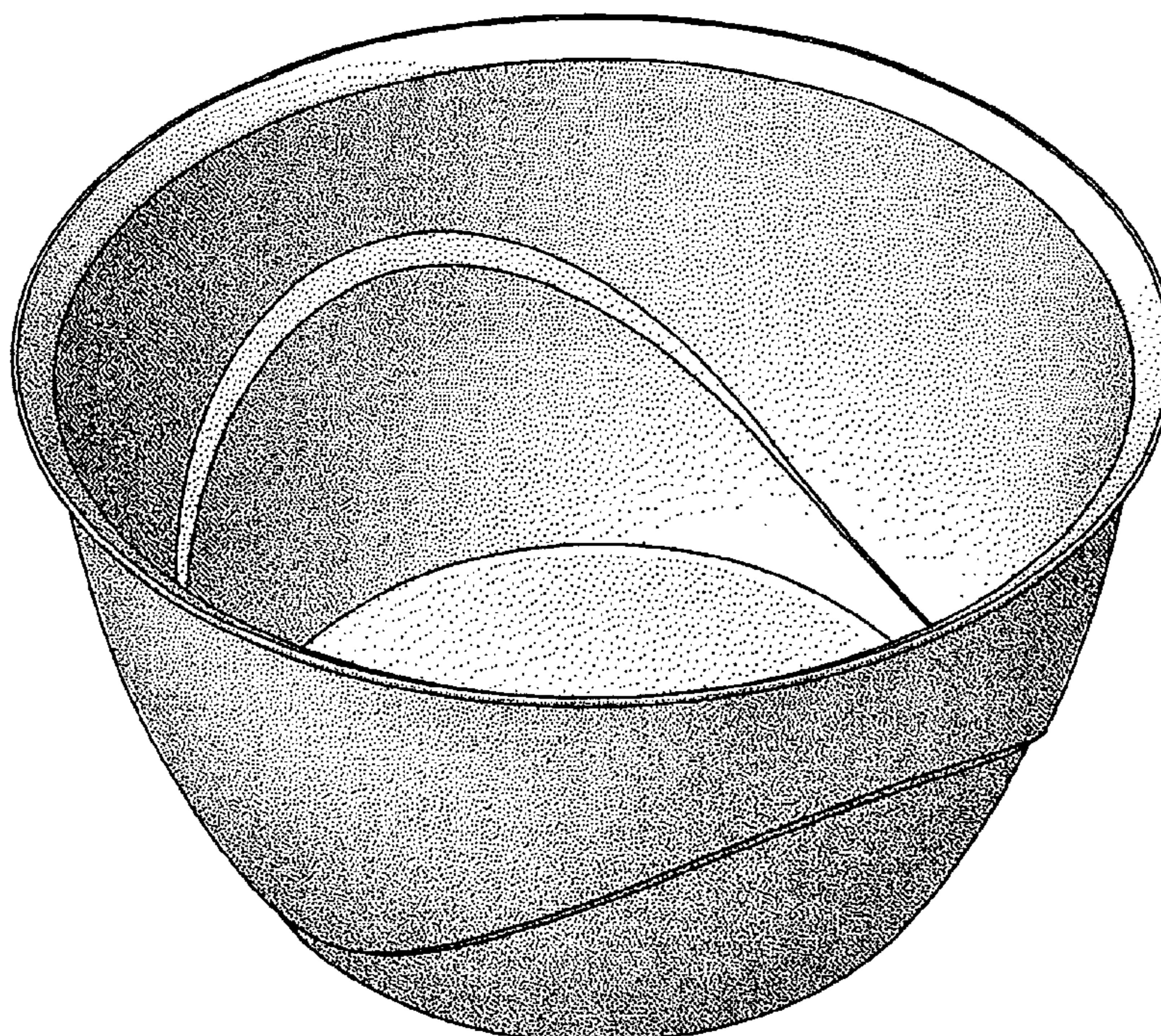
FIG. 10 is a top plan view of the container of FIG. 7;

FIG. 11 is a bottom plan view of the container of FIG. 7; and,

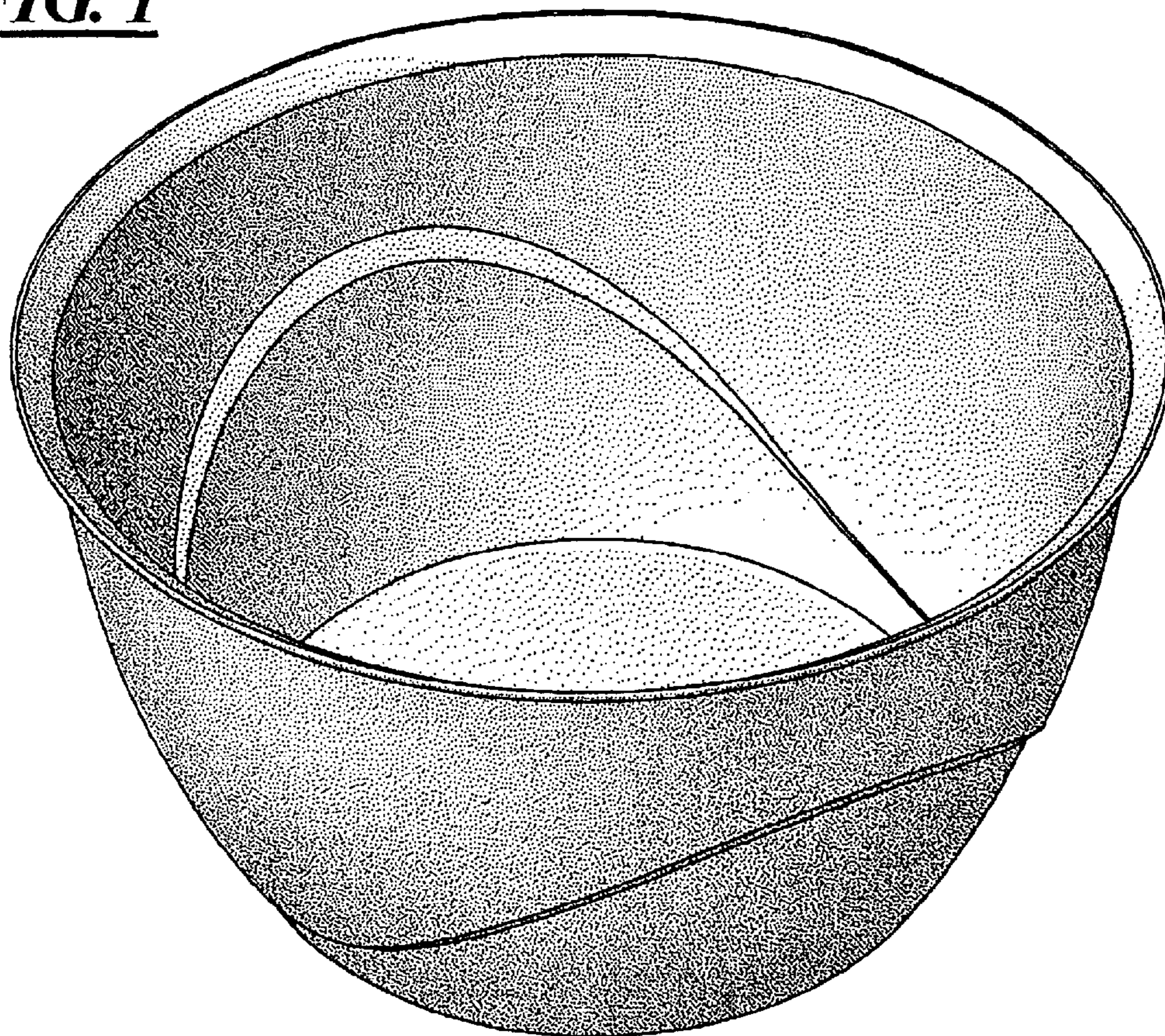
FIG. 12 is a perspective view of the container of FIG. 7 with a cover.

The broken lines are for illustrative purposes only and form no part of the claimed design.


**1 Claim, 8 Drawing Sheets**




**FIG. 1**




**FIG. 2**




**FIG. 3**



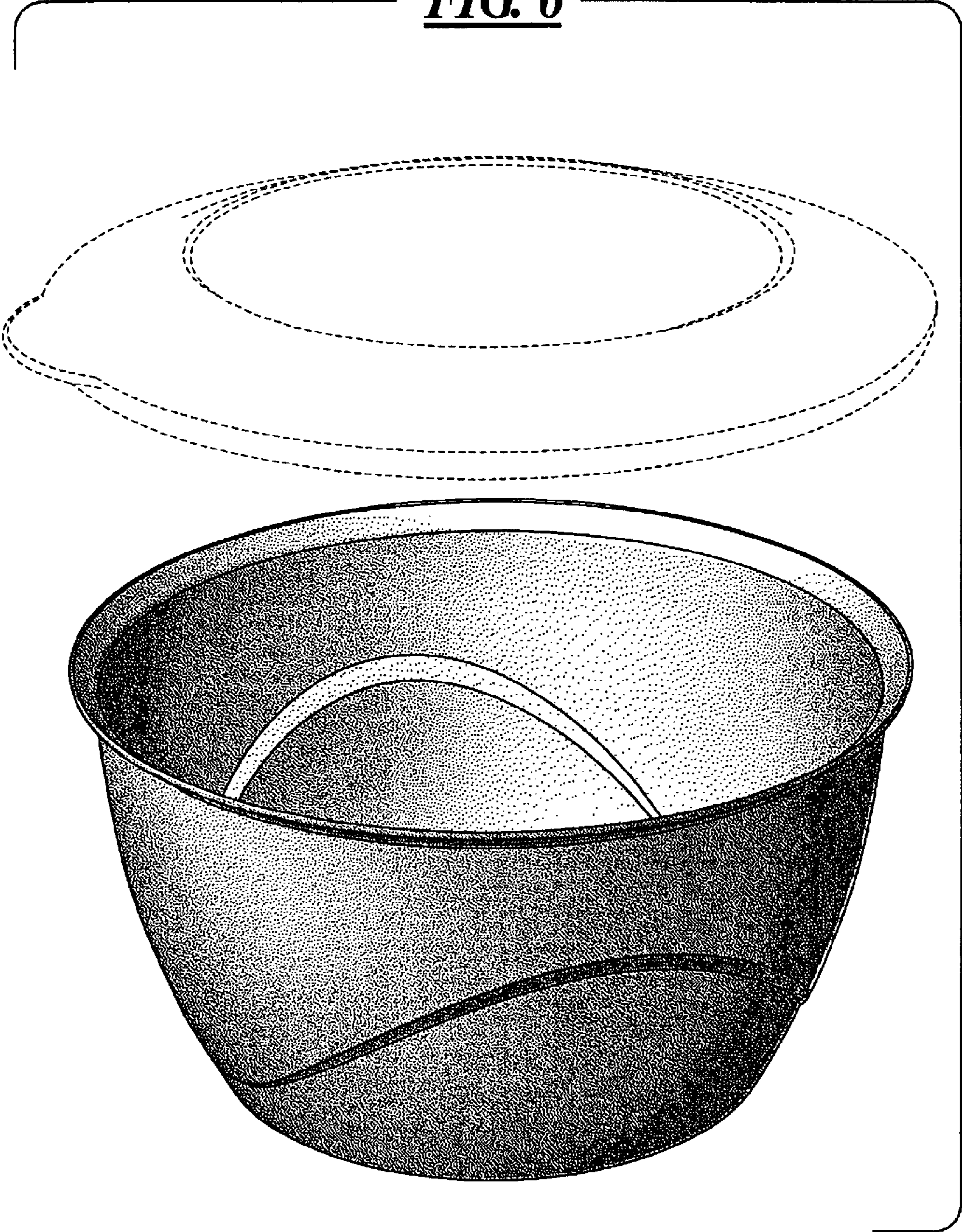
**FIG. 4**



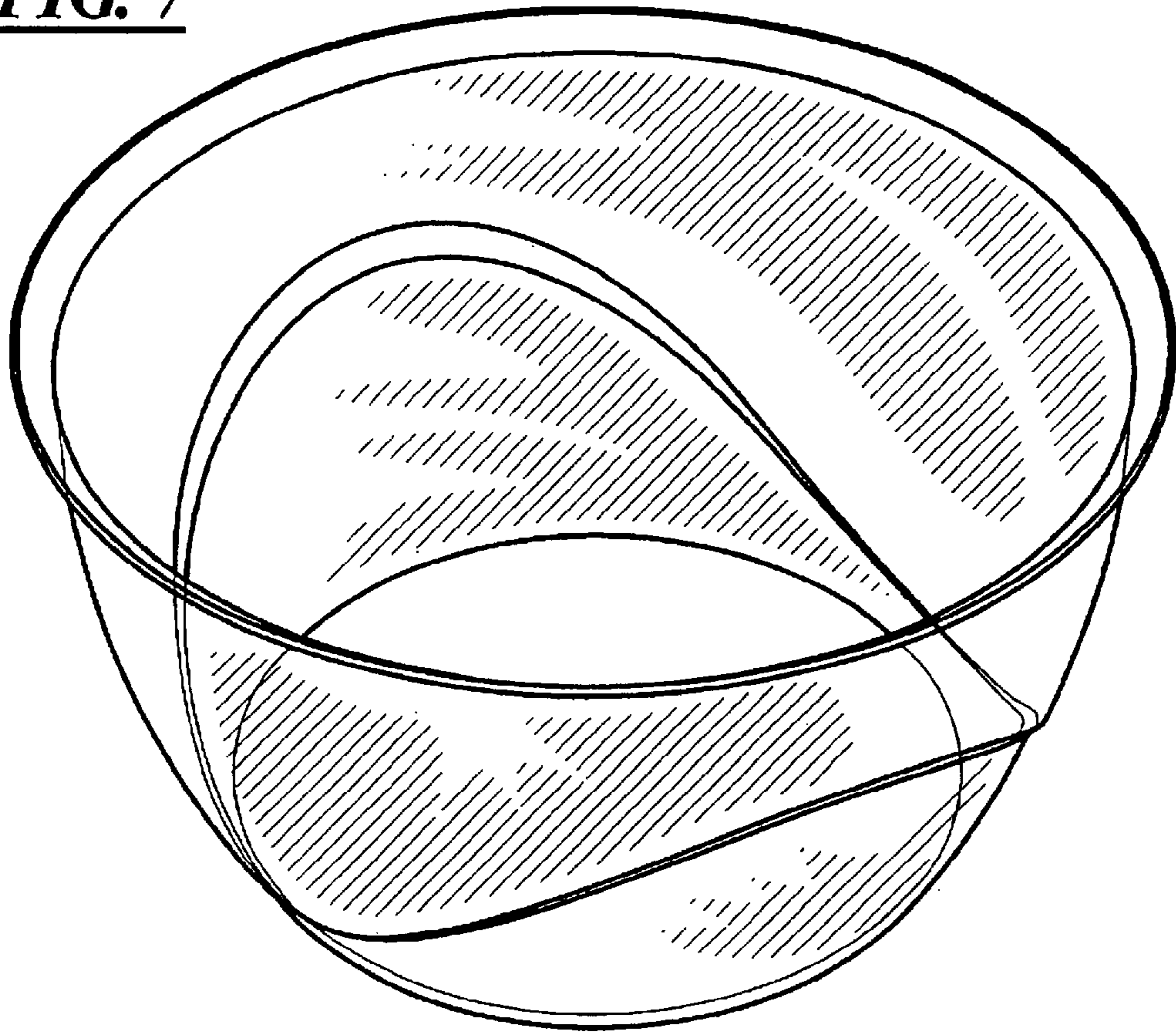
**FIG. 5**



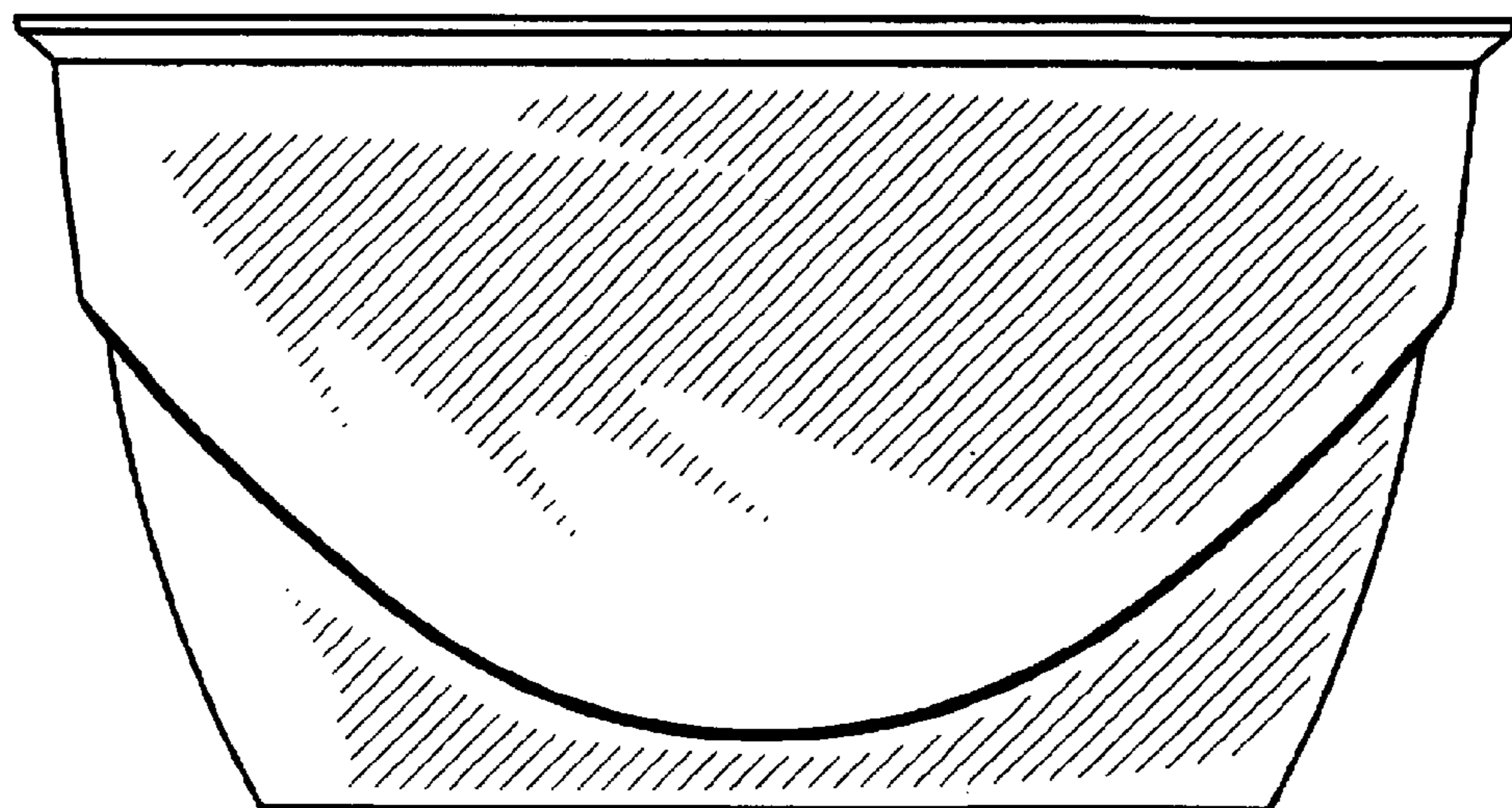
**FIG. 6**



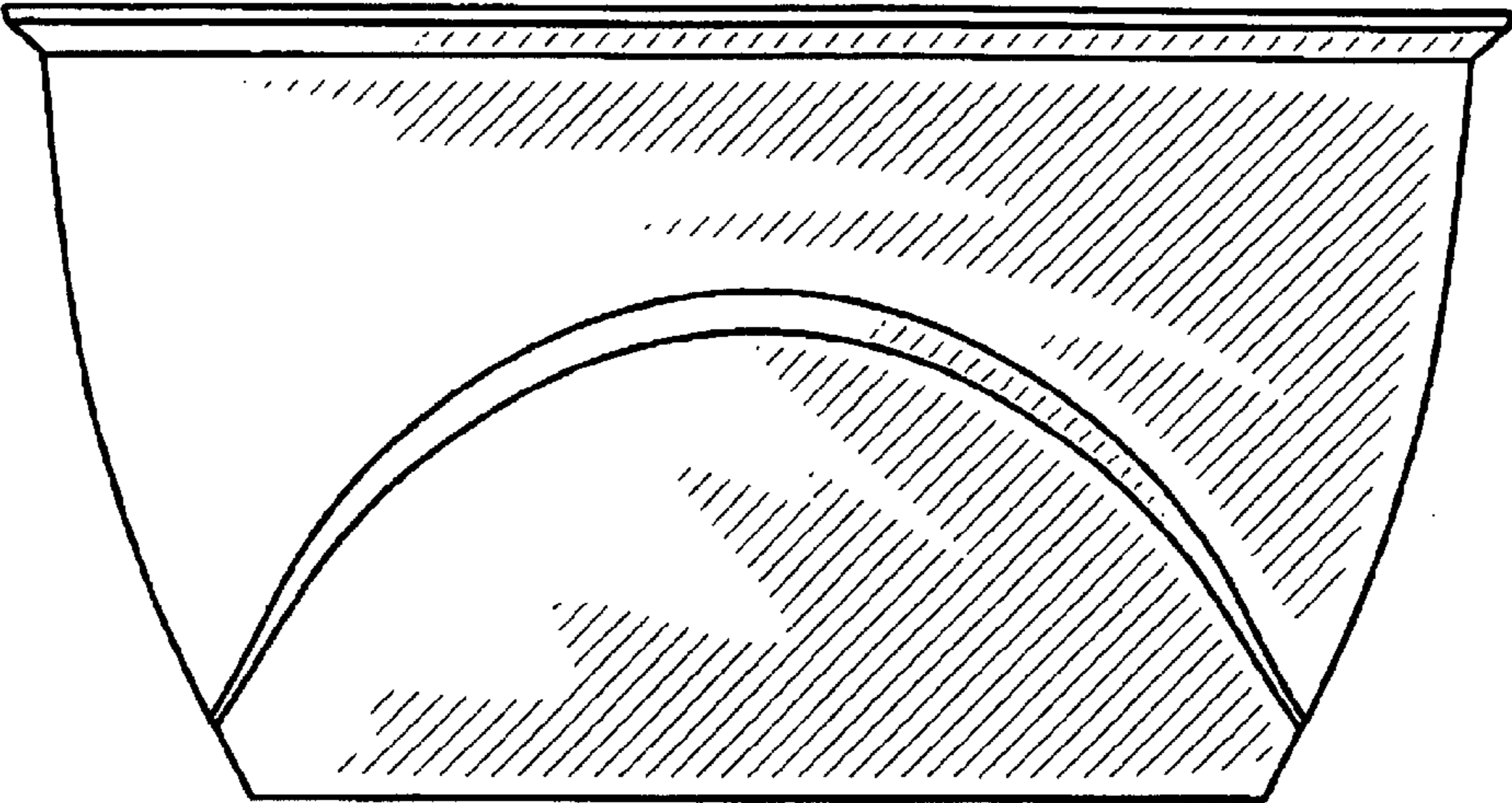
**FIG. 7**




**FIG. 8**




**FIG. 9**



**FIG. 10**



**FIG. 11**





**FIG. 12**

