



US00D511072S

(12) **United States Design Patent**
Trombly

(10) **Patent No.:** **US D511,072 S**

(45) **Date of Patent:** **** Nov. 1, 2005**

(54) **DESK MUG**

(75) **Inventor:** **Edgar F. Trombly**, Grosse Pointe Farms, MI (US)

(73) **Assignee:** **Punch Products USA, Inc.**, Rahway, NJ (US)

(**) **Term:** **14 Years**

(21) **Appl. No.:** **29/203,253**

(22) **Filed:** **Apr. 12, 2004**

(51) **LOC (8) Cl.** **07-01**

(52) **U.S. Cl.** **D7/533; D7/523**

(58) **Field of Search** D7/507, 509, 536, D7/533, 532, 531, 510, 511, 523, 396.6, 521; D9/520; D11/152; 215/12.2, 396, 10, 398; 126/246, 400; 229/400, 402; 206/519; 220/669, 713, 719, 710.5, 560, 715; 248/346.1

(56) **References Cited**

U.S. PATENT DOCUMENTS

D202,643 S * 10/1965 Hoyt D7/536
D231,068 S * 4/1974 Douglas D7/533

D377,738 S * 2/1997 Thorne D7/536
D456,212 S * 4/2002 Bridges D7/510
D457,389 S * 5/2002 Snell D7/396.6
D480,919 S * 10/2003 Bin D7/533
D497,080 S * 10/2004 Greenspon D7/510

* cited by examiner

Primary Examiner—M. N. Pandozzi

(74) *Attorney, Agent, or Firm*—Jones Day

(57) **CLAIM**

The ornamental design for a desk mug, as shown and described.

DESCRIPTION

FIG. 1 is a perspective view of a desk mug according to the present invention;
FIG. 2 is a left side view thereof;
FIG. 3 is a right side view thereof;
FIG. 4 is a top view thereof;
FIG. 5 is a bottom view thereof;
FIG. 6 is a rear view thereof; and,
FIG. 7 is a front view thereof.

1 Claim, 4 Drawing Sheets






FIG. 1




FIG. 2



FIG. 3




FIG. 4




FIG. 5




FIG. 6




FIG. 7