



US00D511060S

(12) **United States Design Patent**  
**Lindén**

(10) **Patent No.:** **US D511,060 S**

(45) **Date of Patent:** **\*\* Nov. 1, 2005**

(54) **STOP PLATE FOR SHELF DIVIDER**

(75) **Inventor:** **Henrik Lindén**, Sundscall (SE)

(73) **Assignee:** **HL Display AB**, Skarpnäck (SE)

(\*\*) **Term:** **14 Years**

(21) **Appl. No.:** **29/195,622**

(22) **Filed:** **Dec. 15, 2003**

(30) **Foreign Application Priority Data**

Jun. 13, 2003 (SE) ..... 03-0627

(51) **LOC (8) Cl.** ..... **06-06**

(52) **U.S. Cl.** ..... **D6/509; D6/511**

(58) **Field of Search** ..... D6/629, 630, 460,  
D6/461, 467, 468, 477-479, 509-511; 108/61,  
92, 93, 161; 211/85.1, 85.4, 55, 183, 184;  
312/114, 138.1, 280, 281, 262; D8/381,  
400, 499

(56) **References Cited**

**U.S. PATENT DOCUMENTS**

1,322,791 A \* 11/1919 Hormes ..... 206/561  
2,538,908 A \* 1/1951 McKeehan ..... 211/184

3,002,632 A \* 10/1961 George ..... 211/184  
4,395,955 A \* 8/1983 Pfeifer ..... 108/61  
5,803,276 A \* 9/1998 Vogler ..... 211/184  
6,098,821 A \* 8/2000 Dube et al. .... 211/184  
6,311,855 B1 \* 11/2001 Ali et al. .... 211/184  
6,364,132 B1 \* 4/2002 Feng ..... 211/43  
6,598,754 B2 \* 7/2003 Weiler ..... 211/184  
D495,539 S \* 9/2004 Sjöberg ..... D6/509  
2002/0170866 A1 \* 11/2002 Johnson et al. .... 211/59.3  
2003/0029824 A1 \* 2/2003 Weiler ..... 211/184  
2004/0050811 A1 \* 3/2004 Leahy et al. .... 211/134

\* cited by examiner

*Primary Examiner*—Cathron C. Brooks

(74) *Attorney, Agent, or Firm*—Sughrue Mion, PLLC

(57) **CLAIM**

The ornamental design for a stop plate for shelf divider, as shown.

**DESCRIPTION**

FIG. 1 is a perspective view of the top, front and one side of a stop plate for shelf divider showing my new design; and, FIG. 2 is a perspective view of the top, rear and opposite side thereof.

**1 Claim, 1 Drawing Sheet**




Fig. 1

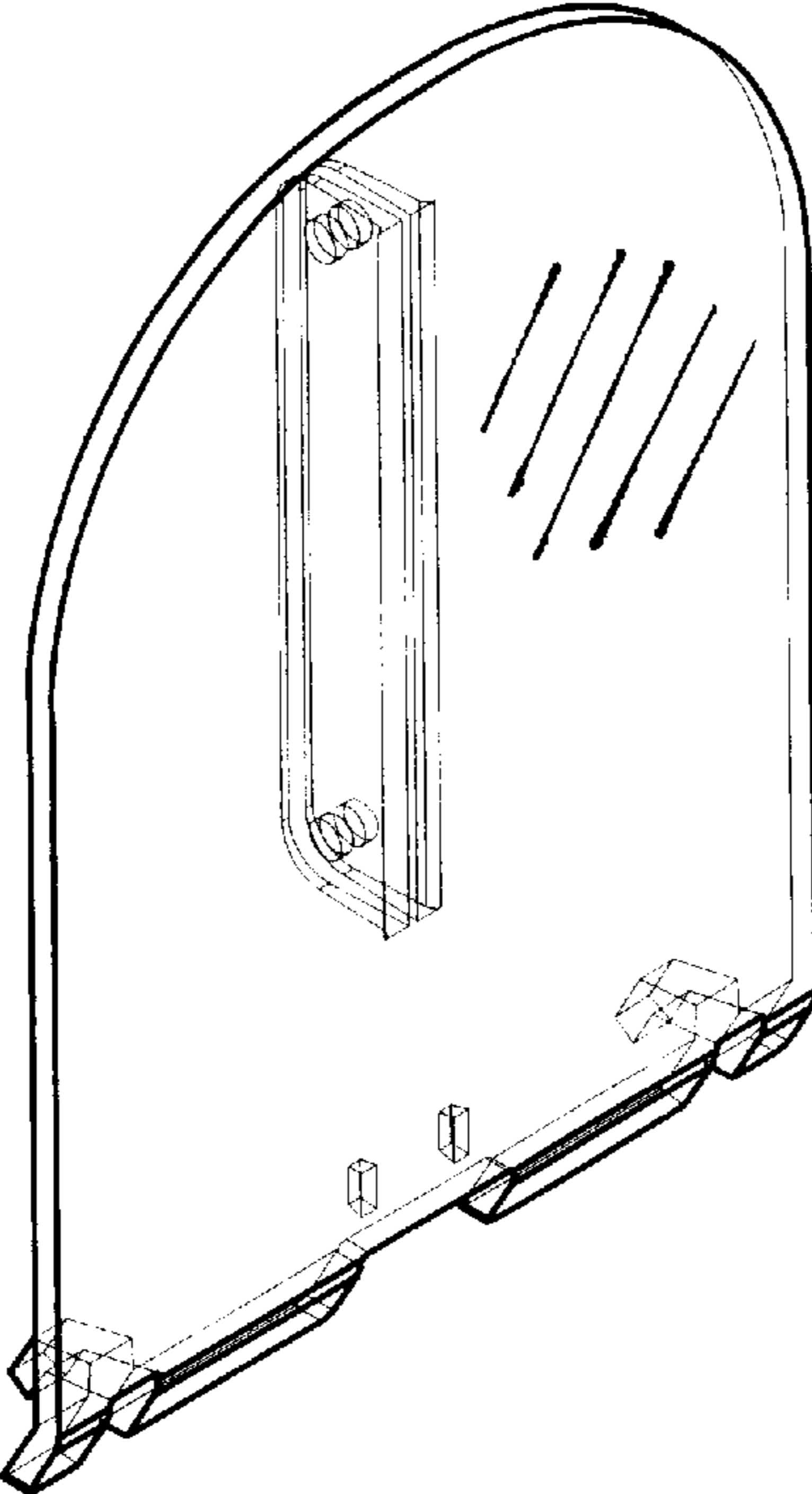



Fig. 2