



US00D511056S

(12) **United States Design Patent** (10) **Patent No.:** **US D511,056 S**
Katz et al. (45) **Date of Patent:** **** Nov. 1, 2005**

(54) **CHINA DECK CABINET**

(75) Inventors: **Jeffrey B. Katz**, Hickory, NC (US);
Gary A. Huffstetler, Lenoir, NC (US);
Scott C. Dergins, Morganton, NC (US)

(73) Assignee: **Broyhill Furniture Industries, Inc.**,
Lenoir, NC (US)

(**) Term: **14 Years**

(21) Appl. No.: **29/185,445**

(22) Filed: **Jun. 27, 2003**

(51) **LOC (8) Cl.** **06-04**

(52) **U.S. Cl.** **D6/470; D6/438; D6/439**

(58) **Field of Search** **D6/436-439, 441,**
D6/444-448, 470; 312/196, 204, 224, 279

(56) **References Cited**

U.S. PATENT DOCUMENTS

D22,963 S	*	12/1893	Warren	D6/470
D82,738 S	*	12/1930	French	D6/438
D95,834 S	*	6/1935	Janssen	D6/438
D198,793 S	*	8/1964	Heklar	D6/439
D249,431 S	*	9/1978	Adkinson	D6/438
D260,835 S	*	9/1981	Smith, Jr.	D6/470
D262,927 S	*	2/1982	Smith, Jr.	D6/470
D340,818 S	*	11/1993	Black	D6/436
D346,914 S	*	5/1994	Wegener	D6/438
D347,750 S	*	6/1994	Ball	D6/438
D477,725 S	*	7/2003	McDaniel et al.	D6/439

OTHER PUBLICATIONS

- U.S. Appl. No. 29/185,588, filed Jun. 30, 2003, Katz et al.
- U.S. Appl. No. 29/185,551, filed Jun. 30, 2003, Katz et al.
- U.S. Appl. No. 29/185,550, filed Jun. 30, 2003, Katz et al.
- U.S. Appl. No. 29/186,159, filed Jul. 10, 2003, Katz et al.
- U.S. Appl. No. 29/185,574, filed Jun. 30, 2003, Katz et al.
- U.S. Appl. No. 29/185,579, filed Jun. 27, 2003, Katz et al.
- U.S. Appl. No. 29/185,566, filed Jun. 30, 2003, Katz et al.
- U.S. Appl. No. 29/185,890, filed Jul. 3, 2003, Katz et al.
- U.S. Appl. No. 29/185,623, filed Jun. 30, 2003, Katz et al.
- U.S. Appl. No. 29/185,669, filed Jun. 20, 2003, Katz et al.

- U.S. Appl. No. 29/185,896, filed Jul. 2, 2003, Katz et al.
- U.S. Appl. No. 29/185,888, filed Jul. 2, 2003, Katz et al.
- U.S. Appl. No. 29/186,062, filed Jul. 9, 2003, Katz et al.
- U.S. Appl. No. 29/186,074, filed Jul. 9, 2003, Katz et al.
- U.S. Appl. No. 29/186,171, filed Jul. 10, 2003, Katz et al.
- U.S. Appl. No. 29/186,158, filed Jul. 10, 2003, Katz et al.
- U.S. Appl. No. 29/185,897, filed Jul. 2, 2003, Katz et al.
- U.S. Appl. No. 29/185,891, filed Jul. 3, 2003, Katz et al.
- U.S. Appl. No. 29/185,511, filed Jun. 27, 2003, Katz et al.
- U.S. Appl. No. 29/186,063, filed Jul. 9, 2003, Katz et al.
- U.S. Appl. No. 29/186,157, filed Jul. 10, 2003, Katz et al.
- U.S. Appl. No. 29/185,492, filed Jun. 27, 2003, Katz et al.
- U.S. Appl. No. 29/185,462, filed Jun. 27, 2003, Katz et al.
- U.S. Appl. No. 29/185,646, filed Jun. 30, 2003, Katz et al.
- U.S. Appl. No. 29/186,104, filed Jul. 9, 2003, Katz et al.
- U.S. Appl. No. 29/185,886, filed Jul. 3, 2003, Katz et al.
- U.S. Appl. No. 29/185,881, filed Jul. 2, 2003, Katz et al.
- Miller, Judith, et al. *Miller's Pine & Country Furniture Buying Guide*. 1995, pp. 21, 67-68, 113, 117, 132, 147-148, 165, 179, 198, 221, 233, 246-247. Miller's Publications Ltd., Kent, Tennessee.
- Broyhill Furniture Industries, *Compilation of Photos of Furniture Designs*, unpublished.

* cited by examiner

Primary Examiner—Cathron C. Brooks
(74) *Attorney, Agent, or Firm*—Thompson Coburn LLP


(57) **CLAIM**

The ornamental design for a china deck cabinet, as shown and described.

DESCRIPTION

FIG. 1 is a perspective view of a china deck cabinet showing our new design;
FIG. 2 is a front elevational view thereof; and,
FIG. 3 is a right side elevational view thereof, the left side being a mirror image of the right side.
The surfaces or portions of the article not shown in the Figures or described in the specification form no part of the claimed design.

1 Claim, 3 Drawing Sheets






Fig. 1




Fig. 2




Fig. 3

UNITED STATES PATENT AND TRADEMARK OFFICE
CERTIFICATE OF CORRECTION

PATENT NO. : Des. 511,056 S
APPLICATION NO. : 29/185445
DATED : November 1, 2005
INVENTOR(S) : Katz et al.

Page 1 of 5

It is certified that error appears in the above-identified patent and that said Letters Patent is hereby corrected as shown below:

The title page showing the illustrative figure should be deleted to be replaced with the attached title page.

Drawing sheets, consisting of figs. 1-3, should be deleted to be replaced with the drawing sheets, consisting of figs. 1-3, as shown on the attached page.

Signed and Sealed this

Twenty-fifth Day of December, 2007

A handwritten signature in black ink that reads "Jon W. Dudas". The signature is written in a cursive style with a large, looped initial "J".

JON W. DUDAS

Director of the United States Patent and Trademark Office

(12) **United States Design Patent** (10) Patent No.: **US D511,056 S**
 Katz et al. (45) Date of Patent: **** Nov. 1, 2005**

(54) **CHINA DECK CABINET**

(75) Inventors: Jeffrey B. Katz, Hickory, NC (US);
 Gary A. Huffstetter, Lenoir, NC (US);
 Scott C. Dergins, Morganton, NC (US)

(73) Assignee: Broyhill Furniture Industries, Inc.,
 Lenoir, NC (US)

(**) Term: 14 Years

(21) Appl. No.: 29/185,445

(22) Filed: Jun. 27, 2003

(51) LOC (8) Cl. 06-04

(52) U.S. Cl. D6/470; D6/438; D6/439

(58) Field of Search D6/436-439, 441,
 D6/444-446, 470; 312/196, 204, 224, 279

(56) **References Cited**

U.S. PATENT DOCUMENTS

D22,963 S	*	12/1893	Warren	D6/470
D82,738 S	*	12/1930	Franch	D6/438
D95,834 S	*	6/1935	Janssen	D6/438
D198,793 S	*	8/1964	Hekker	D6/439
D249,431 S	*	9/1978	Adkinson	D6/438
D260,835 S	*	9/1991	Smith, Jr.	D6/470
D262,927 S	*	2/1982	Smith, Jr.	D6/470
D340,818 S	*	11/1993	Black	D6/436
D346,914 S	*	5/1994	Wegener	D6/438
D347,750 S	*	6/1994	Ball	D6/438
D477,725 S	*	7/2003	McDaniel et al.	D6/439

OTHER PUBLICATIONS

- U.S. Appl. No. 29/185,588, filed Jun. 30, 2003, Katz et al.
- U.S. Appl. No. 29/185,551, filed Jun. 30, 2003, Katz et al.
- U.S. Appl. No. 29/185,550, filed Jun. 30, 2003, Katz et al.
- U.S. Appl. No. 29/186,159, filed Jul. 10, 2003, Katz et al.
- U.S. Appl. No. 29/185,574, filed Jun. 30, 2003, Katz et al.
- U.S. Appl. No. 29/185,579, filed Jun. 27, 2003, Katz et al.
- U.S. Appl. No. 29/185,566, filed Jun. 30, 2003, Katz et al.
- U.S. Appl. No. 29/185,890, filed Jul. 3, 2003, Katz et al.
- U.S. Appl. No. 29/185,523, filed Jun. 30, 2003, Katz et al.
- U.S. Appl. No. 29/185,669, filed Jun. 20, 2003, Katz et al.

- U.S. Appl. No. 29/185,896, filed Jul. 2, 2003, Katz et al.
- U.S. Appl. No. 29/185,888, filed Jul. 2, 2003, Katz et al.
- U.S. Appl. No. 29/186,062, filed Jul. 9, 2003, Katz et al.
- U.S. Appl. No. 29/186,074, filed Jul. 9, 2003, Katz et al.
- U.S. Appl. No. 29/186,171, filed Jul. 10, 2003, Katz et al.
- U.S. Appl. No. 29/186,158, filed Jul. 10, 2003, Katz et al.
- U.S. Appl. No. 29/185,897, filed Jul. 2, 2003, Katz et al.
- U.S. Appl. No. 29/185,891, filed Jul. 3, 2003, Katz et al.
- U.S. Appl. No. 29/185,511, filed Jun. 27, 2003, Katz et al.
- U.S. Appl. No. 29/186,063, filed Jul. 9, 2003, Katz et al.
- U.S. Appl. No. 29/186,157, filed Jul. 10, 2003, Katz et al.
- U.S. Appl. No. 29/185,492, filed Jun. 27, 2003, Katz et al.
- U.S. Appl. No. 29/185,462, filed Jun. 27, 2003, Katz et al.
- U.S. Appl. No. 29/185,646, filed Jun. 30, 2003, Katz et al.
- U.S. Appl. No. 29/186,104, filed Jul. 9, 2003, Katz et al.
- U.S. Appl. No. 29/185,886, filed Jul. 3, 2003, Katz et al.
- U.S. Appl. No. 29/185,881, filed Jul. 2, 2003, Katz et al.

Miller, Judith, et al. *Miller's Fine & Country Furniture Buying Guide*. 1995, pp. 21, 67-68, 113, 117, 132, 147-148, 165, 179, 198, 221, 233, 246-247. Miller's Publications Ltd., Kent, Tennessee.

Broyhill Furniture Industries, *Compilation of Photos of Furniture Designs*, unpublished.

* cited by examiner

Primary Examiner—Cathron C. Brooks

(74) *Attorney, Agent, or Firm*—Thompson Coburn LLP

(57) **CLAIM**

The ornamental design for a china deck cabinet, as shown and described.

DESCRIPTION


FIG. 1 is a perspective view of a china deck cabinet showing our new design;

FIG. 2 is a front elevational view thereof; and,

FIG. 3 is a right side elevational view thereof, the left side being a mirror image of the right side.

The surfaces or portions of the article not shown in the figures or described in the specification form no part of the claimed design.

1 Claim, 3 Drawing Sheets



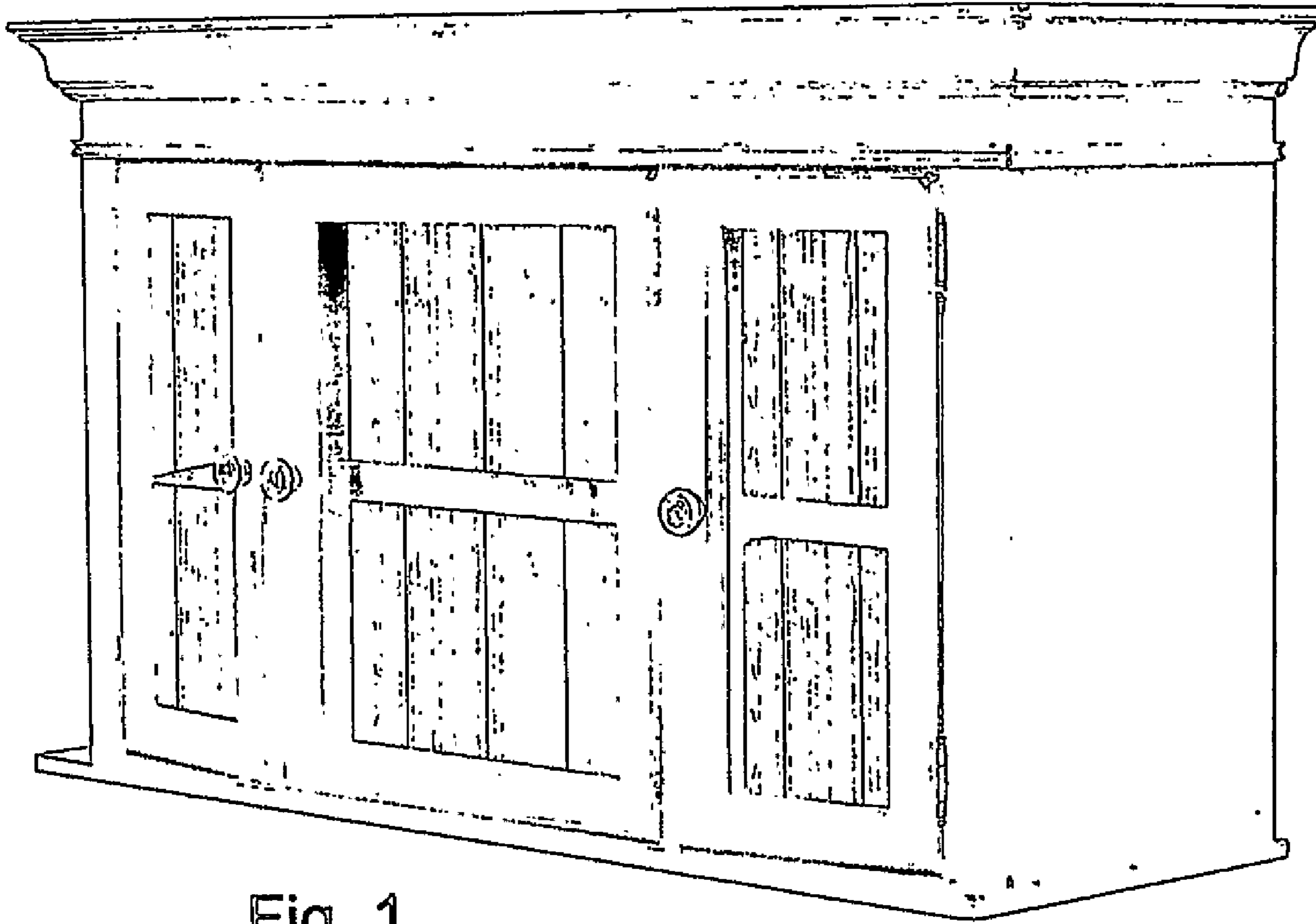


Fig. 1




Fig. 2

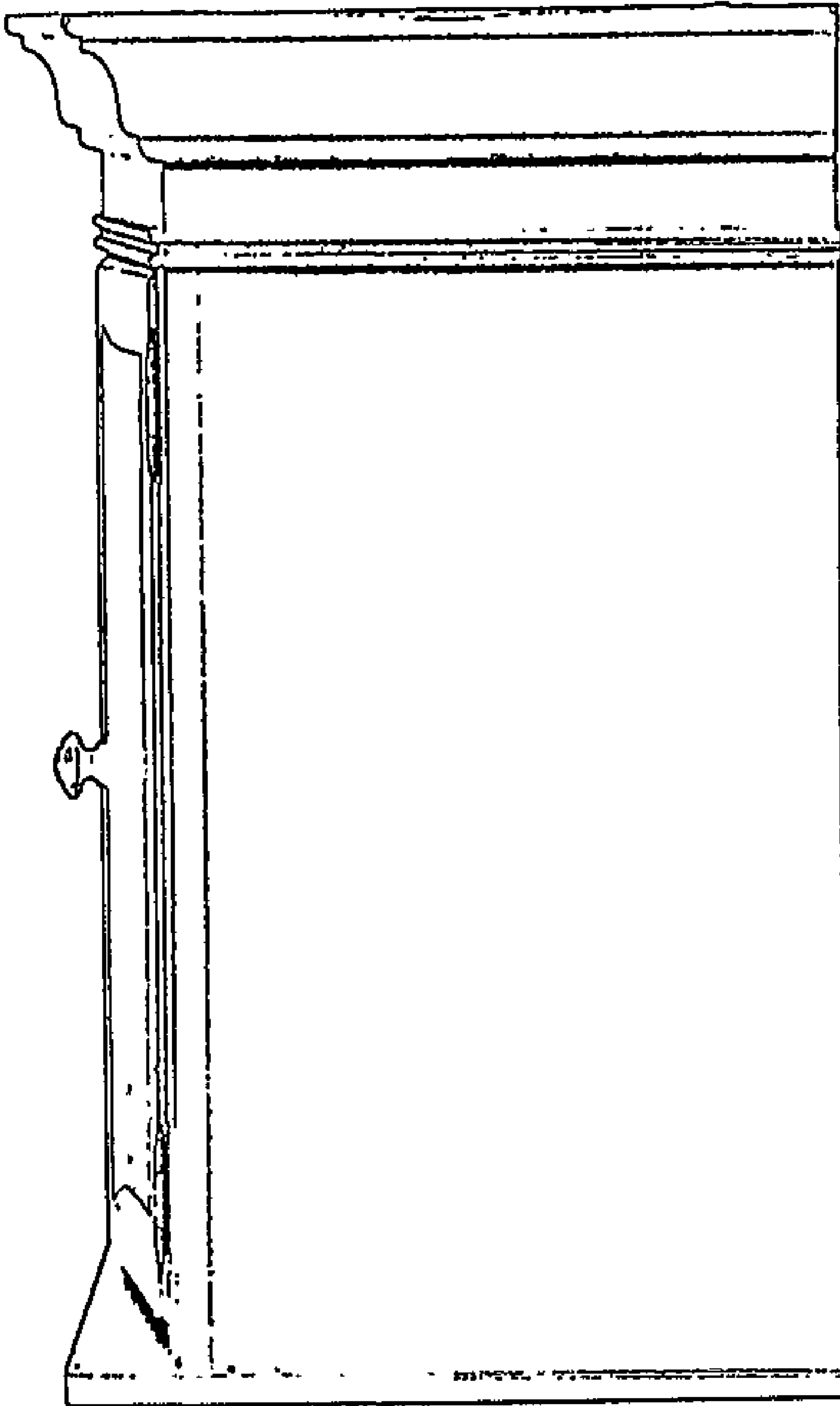


Fig. 3

UNITED STATES PATENT AND TRADEMARK OFFICE
CERTIFICATE OF CORRECTION

PATENT NO. : Des. 511,056 S
APPLICATION NO. : 29/185445
DATED : November 1, 2005
INVENTOR(S) : Katz et al.

Page 1 of 5

It is certified that error appears in the above-identified patent and that said Letters Patent is hereby corrected as shown below:

The title page showing the illustrative figure should be deleted to be replaced with the attached title page.

Drawing sheets, consisting of figs. 1-3 should be deleted to be replaced with the drawing sheets, consisting of figs. 1-3, as shown on the attached pages.

Signed and Sealed this

Fifteenth Day of January, 2008

A handwritten signature in black ink that reads "Jon W. Dudas". The signature is written in a cursive style with a large, looped initial "J".

JON W. DUDAS

Director of the United States Patent and Trademark Office

(12) **United States Design Patent** (10) Patent No.: **US D511,056 S**
 Katz et al. (45) Date of Patent: **** Nov. 1, 2005**

(54) **CHINA DECK CABINET**

(75) Inventors: Jeffrey B. Katz, Hickory, NC (US);
 Gary A. Huffstetter, Lenoir, NC (US);
 Scott C. Bergins, Morganton, NC (US)

(73) Assignee: Broyhill Furniture Industries, Inc.,
 Lenoir, NC (US)

(**) Term: 14 Years

(21) Appl. No.: 29/185,445

(22) Filed: Jun. 27, 2003

(51) LOC (8) Cl. 05-04

(52) U.S. Cl. D6/470; D6/438; D6/439

(58) Field of Search D6/436-439, 441,
 D6/444-448, 470; 312/196, 204, 224, 279

(56) **References Cited**

U.S. PATENT DOCUMENTS

D22,963 S	*	12/1893	Warren	D5/470
D82,738 S	*	12/1930	French	D5/438
D95,834 S	*	6/1935	Janssen	D6/438
D198,793 S	*	8/1964	Heldgr	D6/439
D249,431 S	*	9/1978	Adkinson	D6/438
D260,835 S	*	9/1981	Smith, Jr.	D6/470
D262,927 S	*	2/1982	Smith, Jr.	D6/470
D340,818 S	*	11/1993	Black	D6/436
D346,914 S	*	5/1994	Wegener	D6/438
D347,750 S	*	6/1994	Ball	D6/438
D477,725 S	*	7/2003	McDaniel et al.	D6/439

OTHER PUBLICATIONS

U.S. Appl. No. 29/185,588, filed Jun. 30, 2003, Katz et al.
 U.S. Appl. No. 29/185,551, filed Jun. 30, 2003, Katz et al.
 U.S. Appl. No. 29/185,550, filed Jun. 30, 2003, Katz et al.
 U.S. Appl. No. 29/186,159, filed Jul. 10, 2003, Katz et al.
 U.S. Appl. No. 29/185,574, filed Jun. 30, 2003, Katz et al.
 U.S. Appl. No. 29/185,579, filed Jun. 27, 2003, Katz et al.
 U.S. Appl. No. 29/185,566, filed Jun. 30, 2003, Katz et al.
 U.S. Appl. No. 29/185,890, filed Jul. 3, 2003, Katz et al.
 U.S. Appl. No. 29/185,623, filed Jun. 30, 2003, Katz et al.
 U.S. Appl. No. 29/185,669, filed Jun. 20, 2003, Katz et al.

U.S. Appl. No. 29/185,896, filed Jul. 2, 2003, Katz et al.
 U.S. Appl. No. 29/185,888, filed Jul. 2, 2003, Katz et al.
 U.S. Appl. No. 29/186,062, filed Jul. 9, 2003, Katz et al.
 U.S. Appl. No. 29/186,074, filed Jul. 9, 2003, Katz et al.
 U.S. Appl. No. 29/186,171, filed Jul. 10, 2003, Katz et al.
 U.S. Appl. No. 29/186,156, filed Jul. 10, 2003, Katz et al.
 U.S. Appl. No. 29/185,897, filed Jul. 2, 2003, Katz et al.
 U.S. Appl. No. 29/185,891, filed Jul. 3, 2003, Katz et al.
 U.S. Appl. No. 29/185,511, filed Jun. 27, 2003, Katz et al.
 U.S. Appl. No. 29/186,063, filed Jul. 9, 2003, Katz et al.
 U.S. Appl. No. 29/186,157, filed Jul. 10, 2003, Katz et al.
 U.S. Appl. No. 29/185,492, filed Jun. 27, 2003, Katz et al.
 U.S. Appl. No. 29/185,462, filed Jun. 27, 2003, Katz et al.
 U.S. Appl. No. 29/185,646, filed Jun. 30, 2003, Katz et al.
 U.S. Appl. No. 29/186,104, filed Jul. 9, 2003, Katz et al.
 U.S. Appl. No. 29/185,886, filed Jul. 3, 2003, Katz et al.
 U.S. Appl. No. 29/185,881, filed Jul. 2, 2003, Katz et al.
 Miller, Judith, et al. *Miller's Fine & Country Furniture Buying Guide*, 1995, pp. 21, 67-68, 113, 117, 132, 147-148, 165, 179, 198, 221, 233, 246-247. Miller's Publications Ltd., Kent, Tennessee.
 Broyhill Furniture Industries, *Compilation of Photos of Furniture Designs*, unpublished.

* cited by examiner

Primary Examiner—Catharine C. Brooks

(74) *Attorney, Agent, or Firm*—Thompson Coburn LLP

(57) **CLAIM**

The ornamental design for a china deck cabinet, as shown and described.

DESCRIPTION

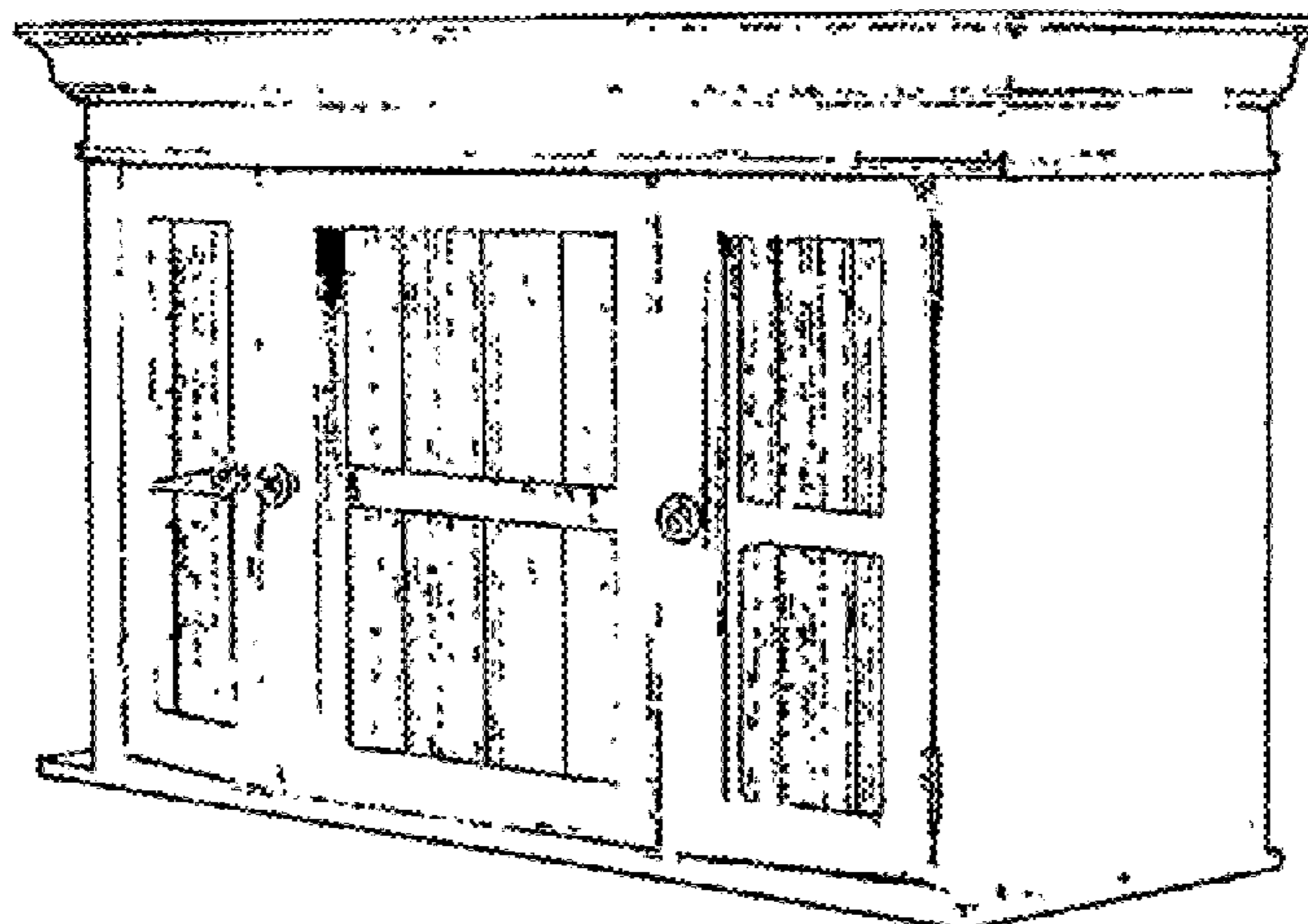
FIG. 1 is a perspective view of a china deck cabinet showing our new design;

FIG. 2 is a front elevational view thereof; and,

FIG. 3 is a right side elevational view thereof, the left side being a mirror image of the right side.

The surfaces or portions of the article not shown in the figures or described in the specification form no part of the claimed design.

1 Claim, 3 Drawing Sheets



U.S. Patent

Nov. 1, 2005

Sheet 1 of 3

D511,056 S

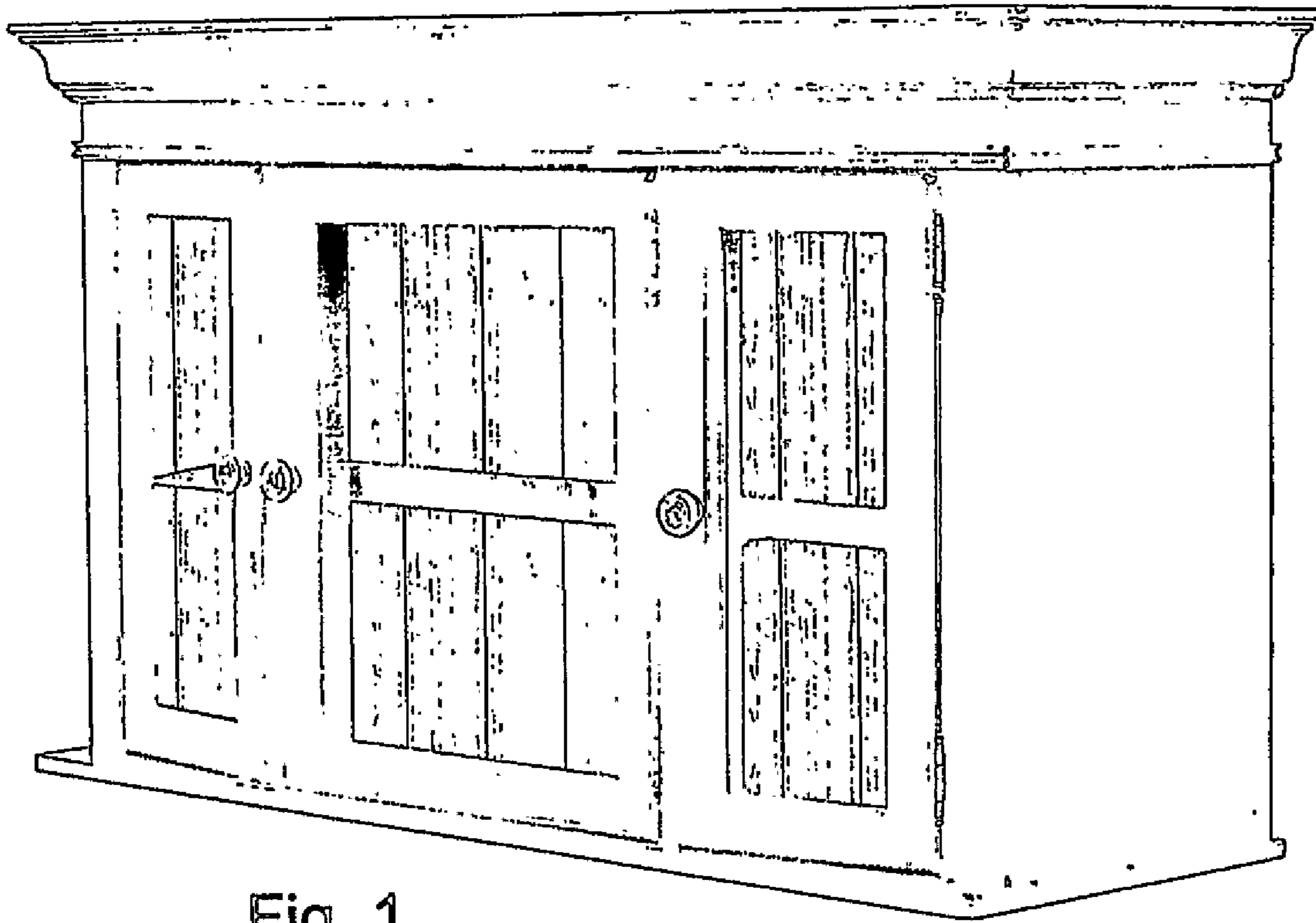


Fig. 1




Fig. 2

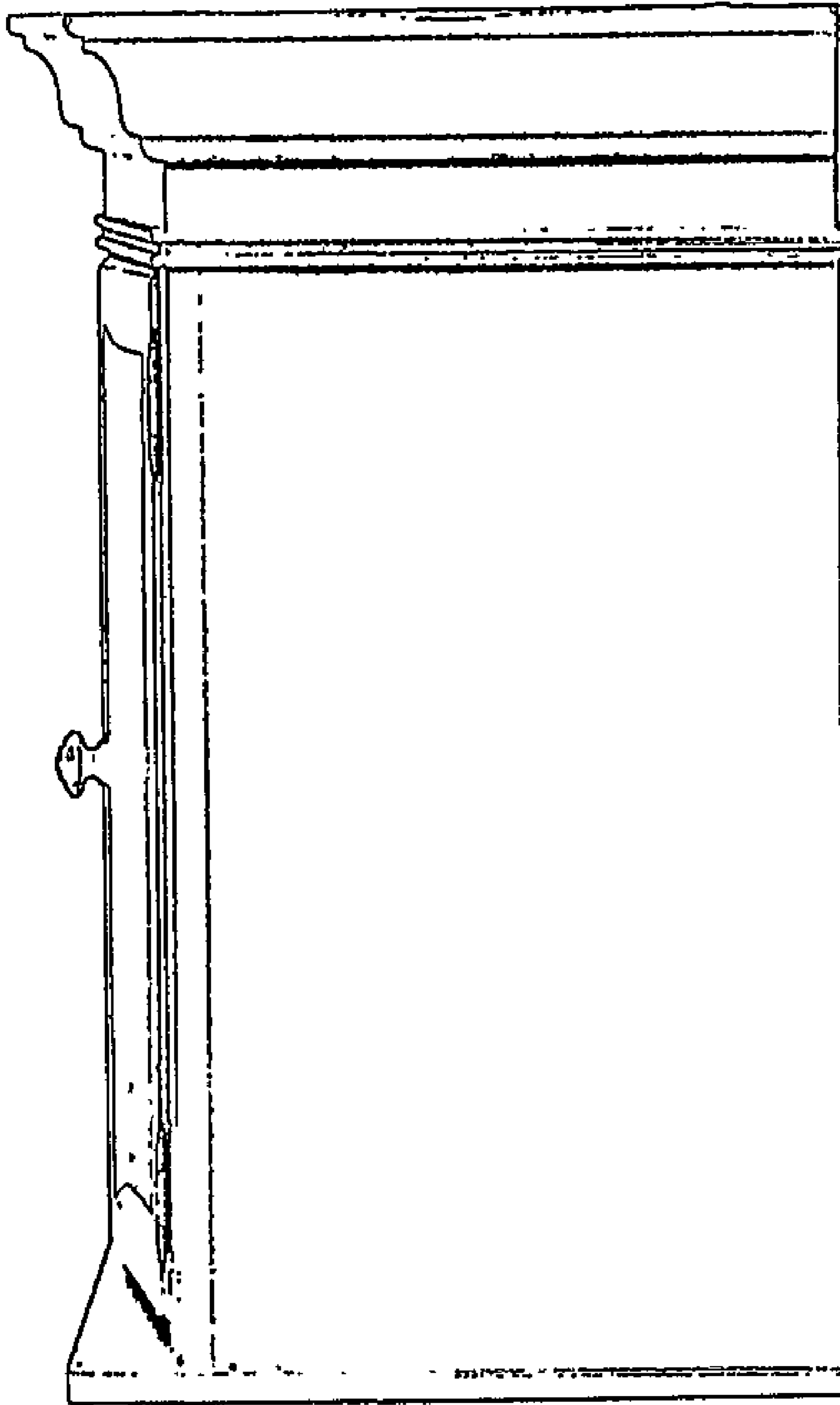


Fig. 3