



US00D511055S

(12) **United States Design Patent**  
**Draheim**

(10) **Patent No.:** **US D511,055 S**

(45) **Date of Patent:** **\*\* Nov. 1, 2005**

(54) **CHEST OF DRAWERS**

(76) **Inventor:** **Harvey J. Draheim**, N3555 Behnke Rd., Weyauwega, WI (US) 54983

(\*\*) **Term:** **14 Years**

(21) **Appl. No.:** **29/211,566**

(22) **Filed:** **Aug. 18, 2004**

(51) **LOC (8) Cl.** ..... **06-04**

(52) **U.S. Cl.** ..... **D6/446**

(58) **Field of Search** ..... D6/432, 436-441, D6/445-448; 312/114, 204, 224

(56) **References Cited**

**U.S. PATENT DOCUMENTS**

D128,006 S	*	7/1941	Saltman	.....	D6/446
D398,186 S	*	9/1998	Zaidman	.....	D6/445
D407,238 S	*	3/1999	Zaidman	.....	D6/446
D471,736 S	*	3/2003	Draheim et al.	.....	D6/446
D485,098 S	*	1/2004	Harris	.....	D6/446

\* cited by examiner

*Primary Examiner*—Cathron C. Brooks

(74) *Attorney, Agent, or Firm*—Hoffmann & Baron, LLP

(57) **CLAIM**

The ornamental design for a chest of drawers, as shown and described.

**DESCRIPTION**

FIG. 1 is a top perspective view of a chest of drawers showing my new design;

FIG. 2 is a top plan view thereof;

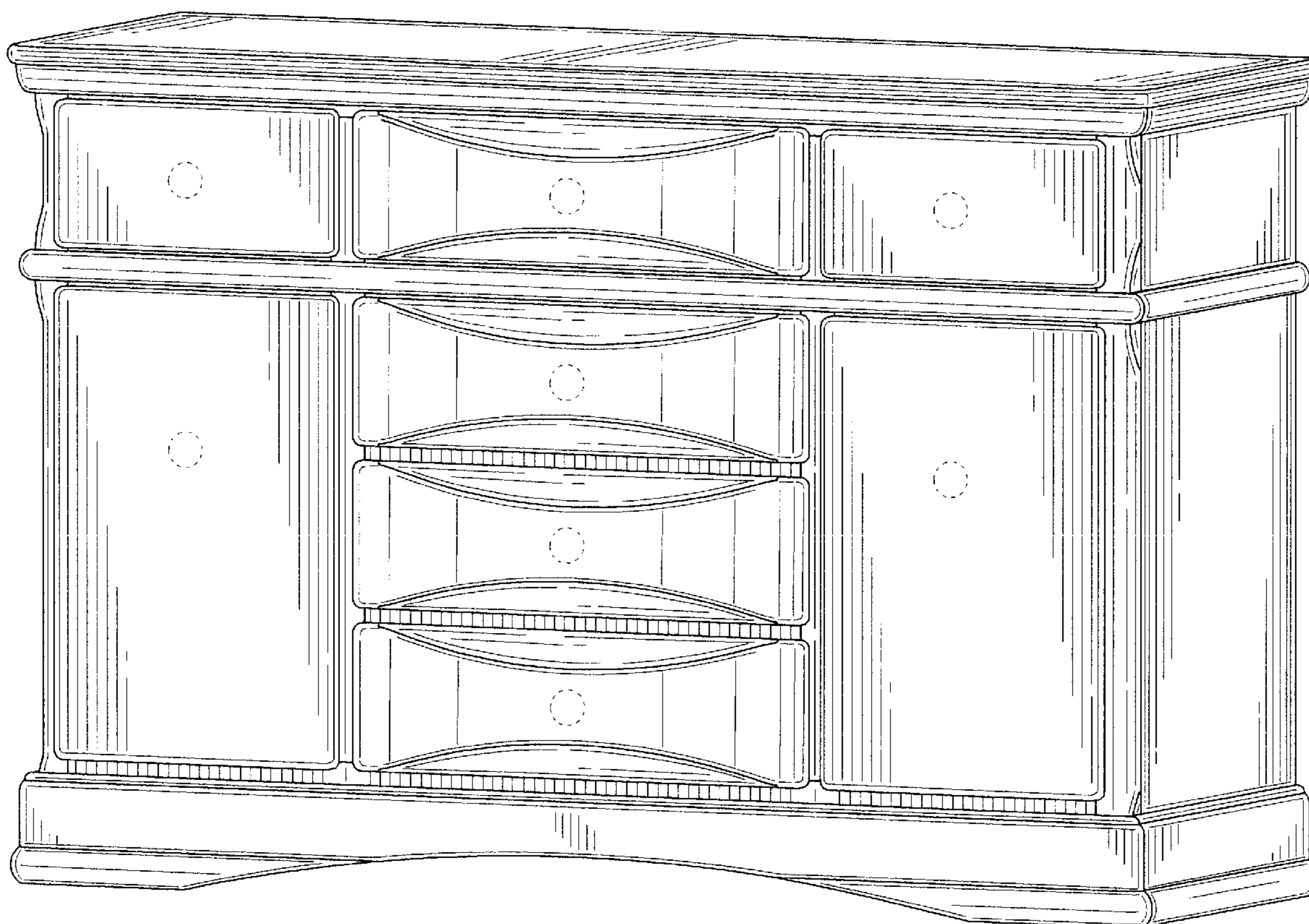
FIG. 3 is a front elevation view thereof;

FIG. 4 is a side elevation view thereof, the opposite side being a mirror image thereof; and,

FIG. 5 is an enlarged sectional view taken along line 5—5 of FIG. 3.

The rear and bottom views (not shown) form no part of the claimed design. The subject matter shown in broken lines forms no part of the claimed design.

**1 Claim, 5 Drawing Sheets**



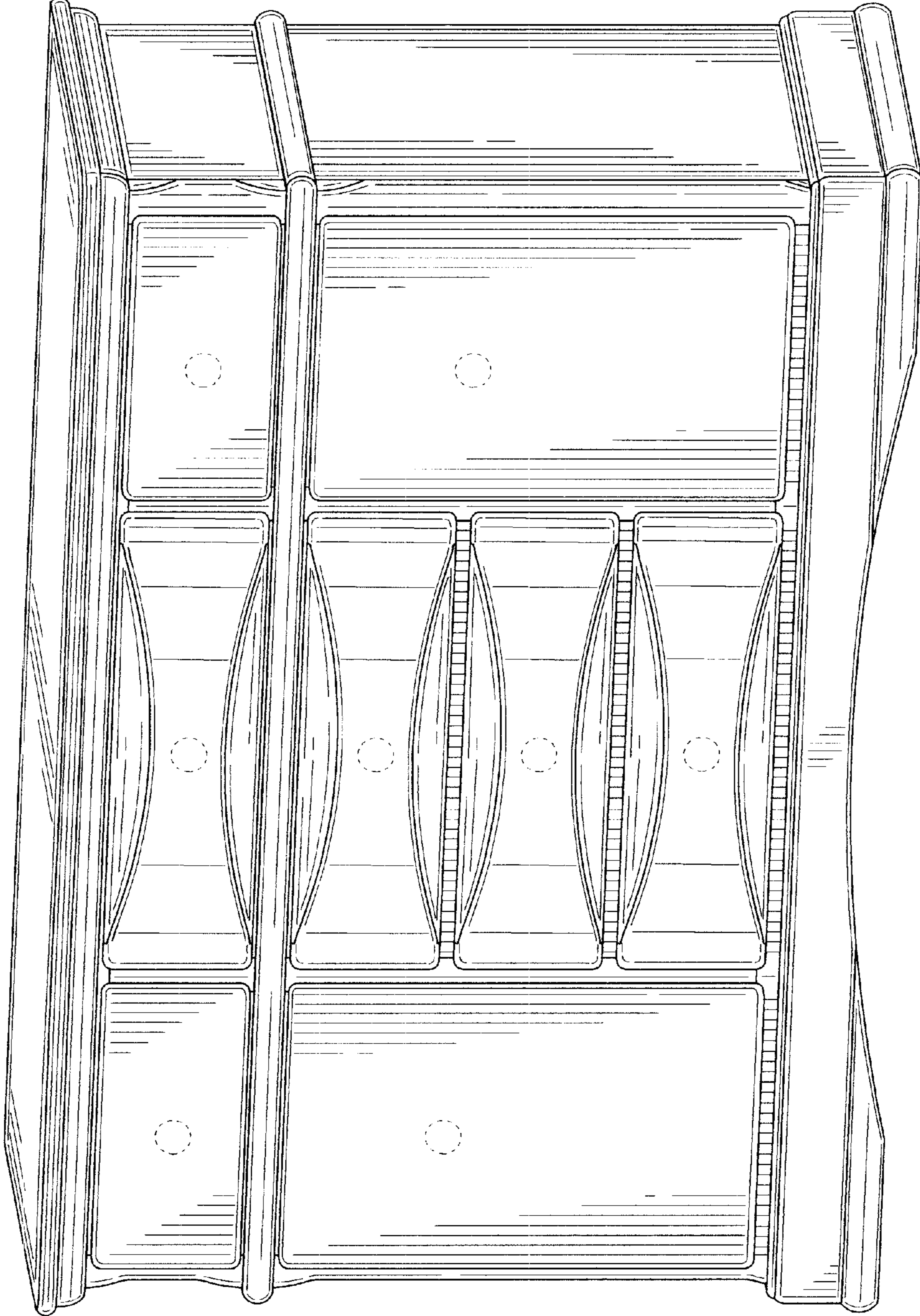



FIG. 1

FIG. 2



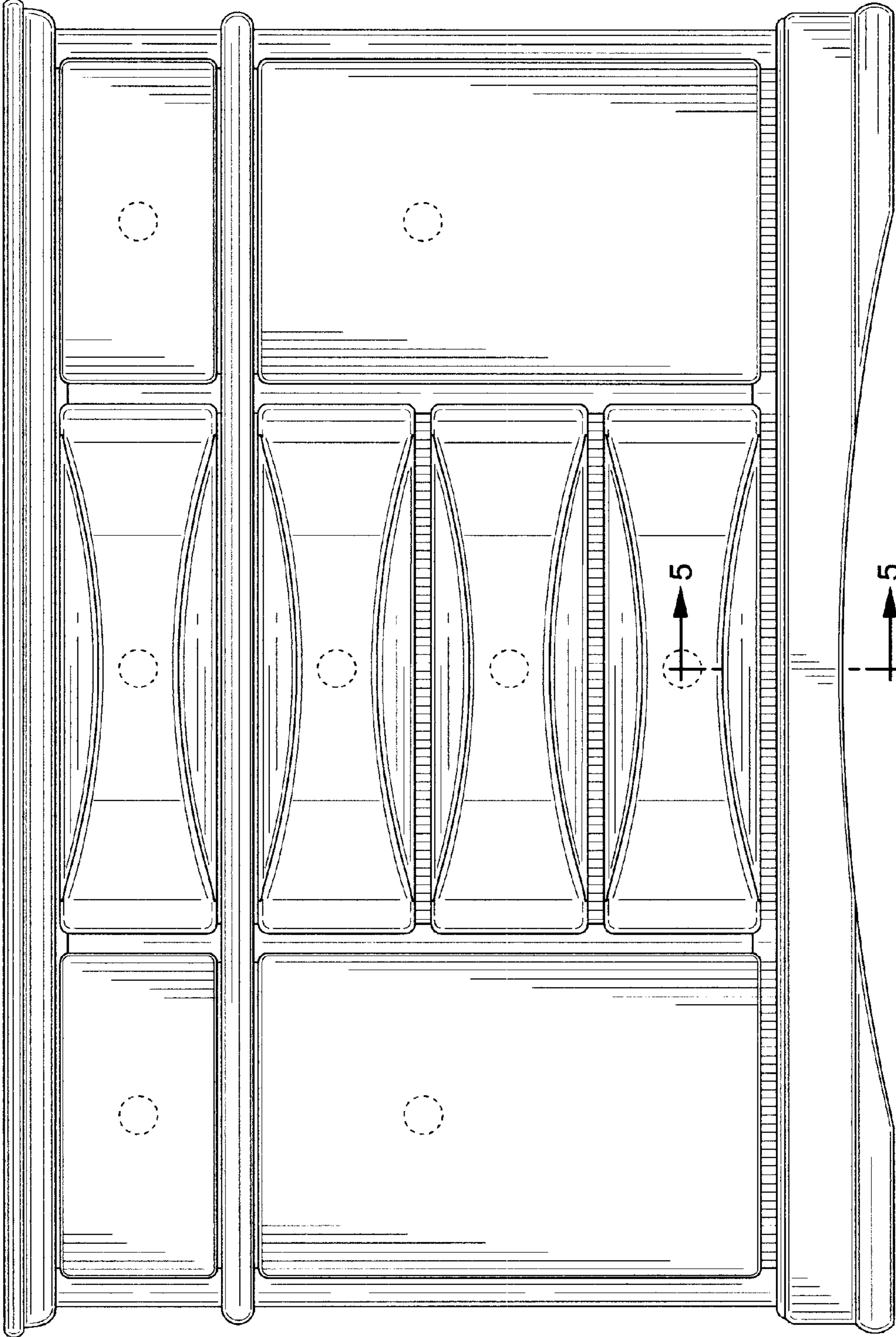


FIG. 3



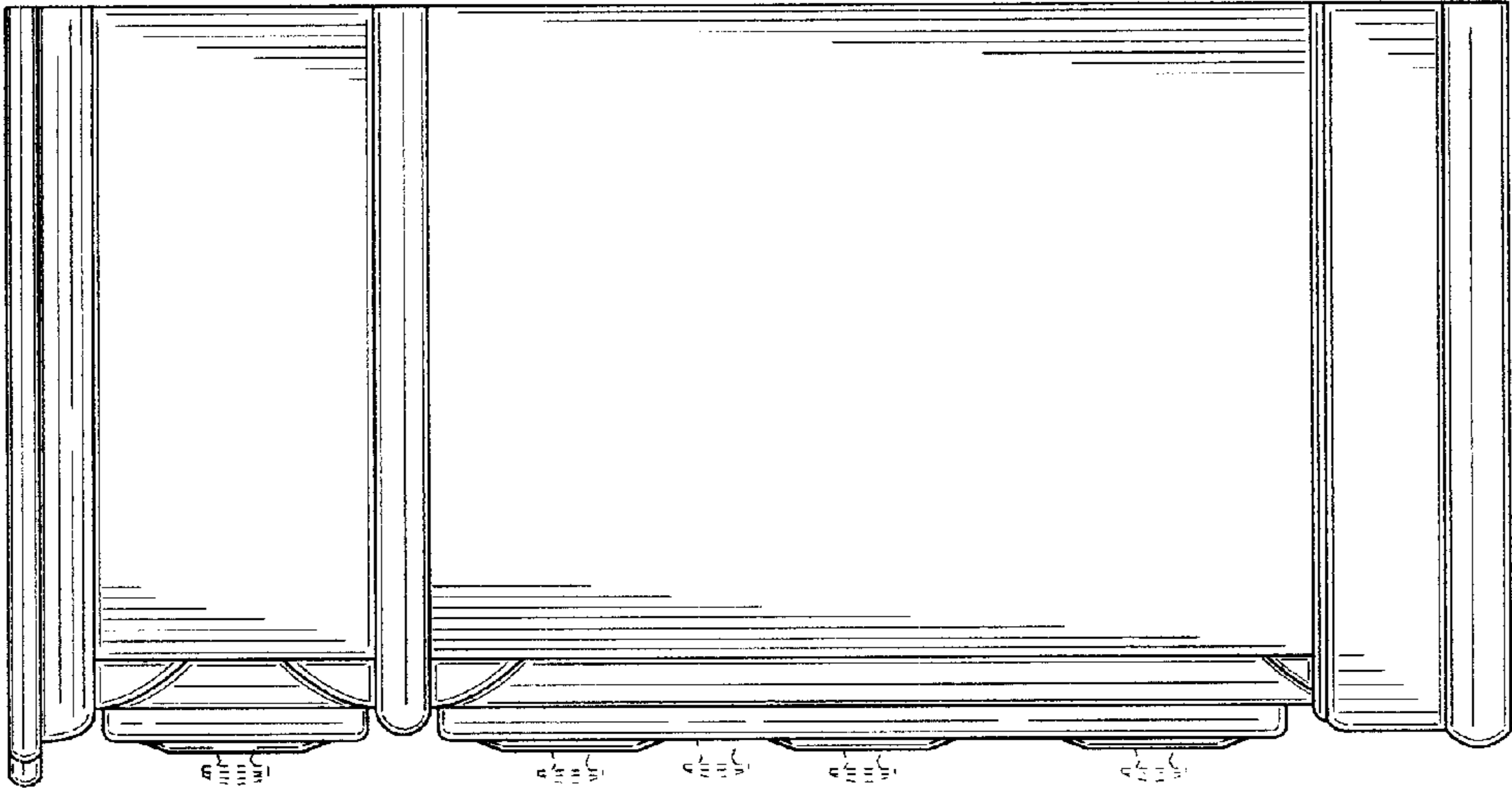


FIG. 4

FIG. 5

