



US00D511053S

(12) **United States Design Patent** (10) **Patent No.:** **US D511,053 S**  
**Peterson et al.** (45) **Date of Patent:** **\*\* Nov. 1, 2005**

(54) **DRESSER**

(75) Inventors: **Dale Peterson**, New York, NY (US);  
**Jonsara Ruth**, Brooklyn, NY (US);  
**Stacy Mar**, New York, NY (US)

(73) Assignee: **Martha Stewart Living Omnimedia, Inc.**, New York, NY (US)

(\*\*) Term: **14 Years**

(21) Appl. No.: **29/188,559**

(22) Filed: **Aug. 19, 2003**

(51) **LOC (8) Cl.** ..... **06-04**

(52) **U.S. Cl.** ..... **D6/446**

(58) **Field of Search** ..... D6/432-448; 312/204,  
312/224, 278, 279

(56) **References Cited**

**U.S. PATENT DOCUMENTS**

D158,431 S	*	5/1950	Bevelacqua	.....	D6/446
D337,006 S	*	7/1993	Black	.....	D6/446
D374,572 S	*	10/1996	Paus	.....	D6/445
D374,784 S	*	10/1996	Brunner et al.	.....	D6/445
D383,331 S	*	9/1997	Bergelin	.....	D6/445
D415,629 S	*	10/1999	Woudstra	.....	D6/445
D430,427 S	*	9/2000	Cain	.....	D6/446
D433,845 S	*	11/2000	Wilson et al.	.....	D6/446
D469,982 S	*	2/2003	Warren et al.	.....	D6/432
D480,897 S	*	10/2003	Wanek et al.	.....	D6/446

**OTHER PUBLICATIONS**

Furniture Today, Henredon Dresser, p. 71, Apr. 16, 2001.\*  
Furniture Today, Sumter Cabinet Dresser, p. 154, Oct. 14, 2002.\*

Photo (1) of dresser taken on May of 2002 at the Bernhardt showroom, IHFC Building, 210 E Commerce Ave, High Point, NC 27260—one sheet.

Antiques & Arts Weekly, Apr. 20, 2001—page number unknown—Photo (1) of dresser.

Photo (1) of dresser—origin and date unknown.

\* cited by examiner

*Primary Examiner*—Cathron Brooks

(74) *Attorney, Agent, or Firm*—Kenyon & Kenyon

(57) **CLAIM**

The ornamental design for a dresser, as shown and described.

**DESCRIPTION**

FIG. 1 is a front perspective view of an embodiment of a dresser showing my new design;

FIG. 2 is a front view thereof;

FIG. 3 is a right side view thereof, the left side view being a mirror image thereof;


FIG. 4 is a top view thereof;

FIG. 5 is a front view of an additional embodiment of a dresser showing my new design; and,

FIG. 6 is a right side view of the design of FIG. 5, the left side view being a mirror image thereof.

The broken line portions are for illustrative purposes only and form no part of the claimed design.

**1 Claim, 6 Drawing Sheets**



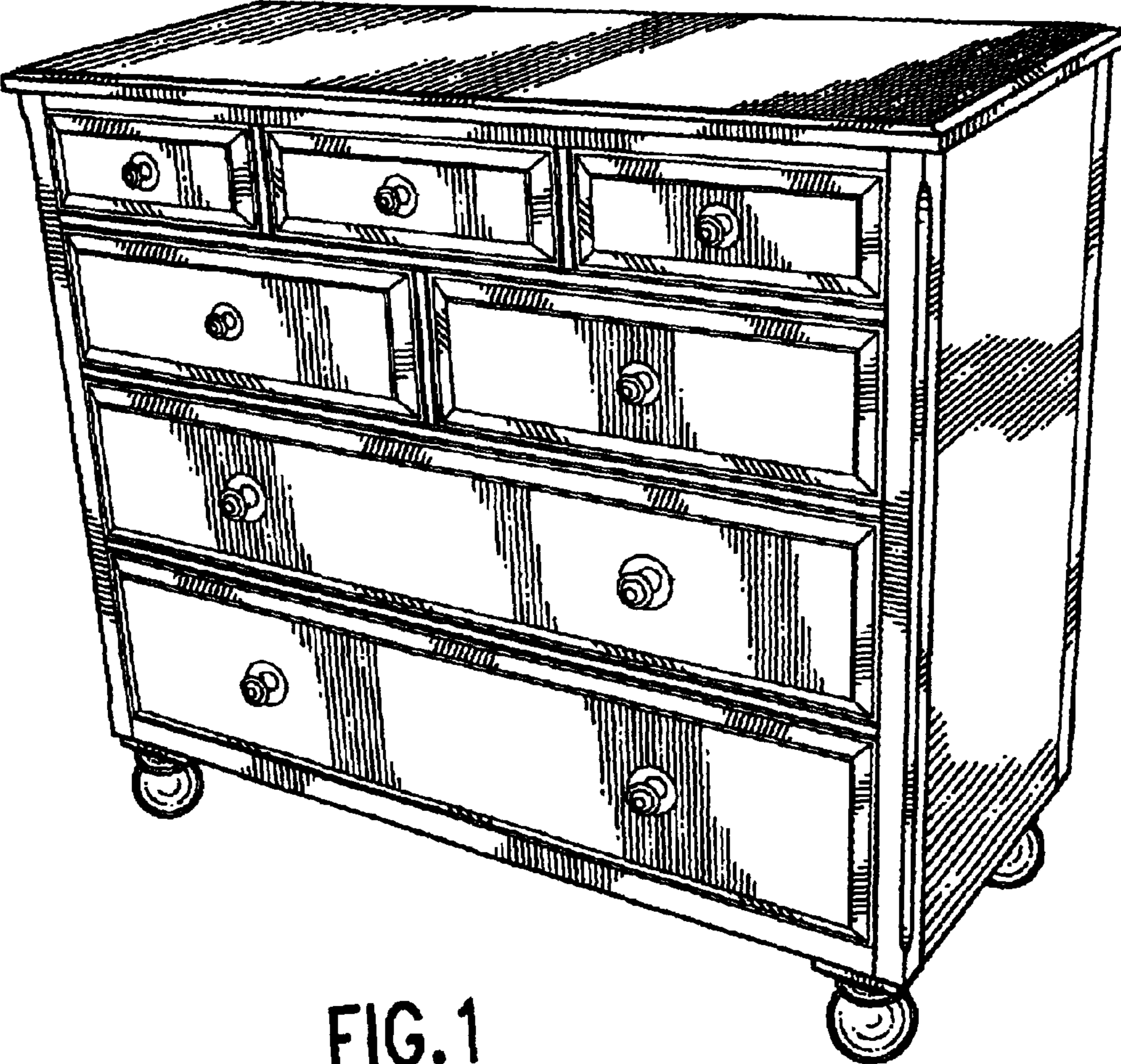


FIG. 1

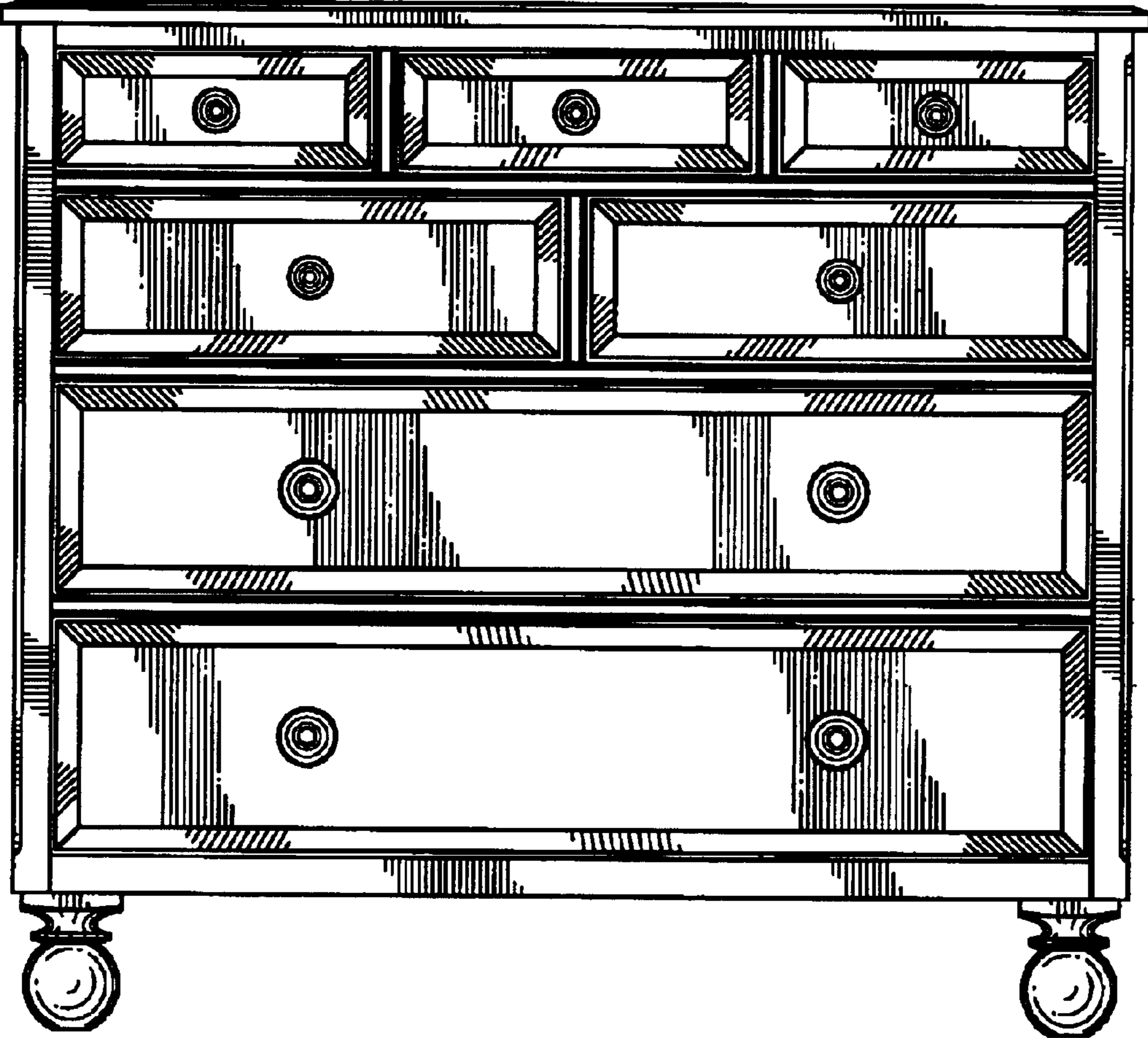


FIG.2

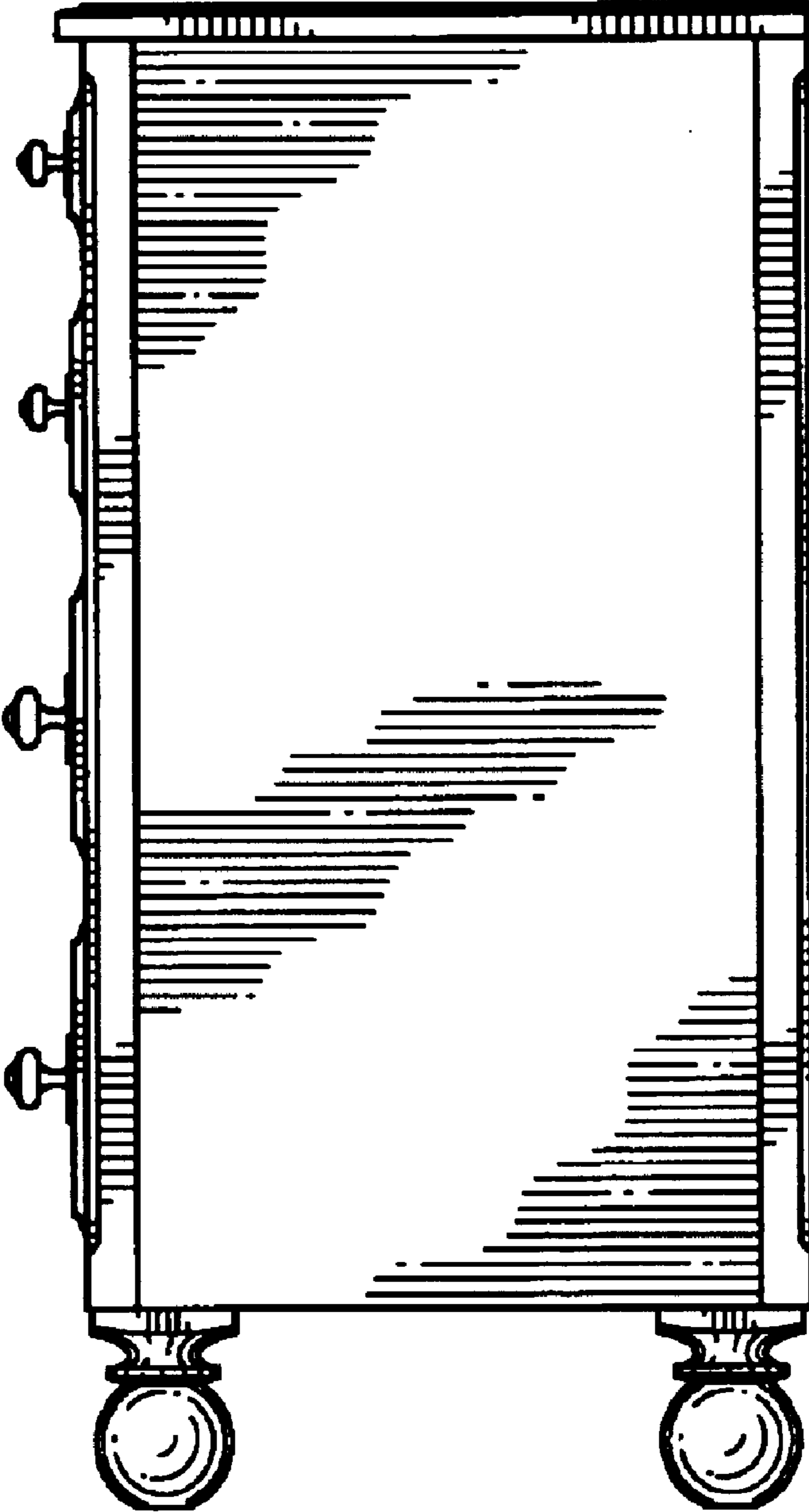


FIG.3

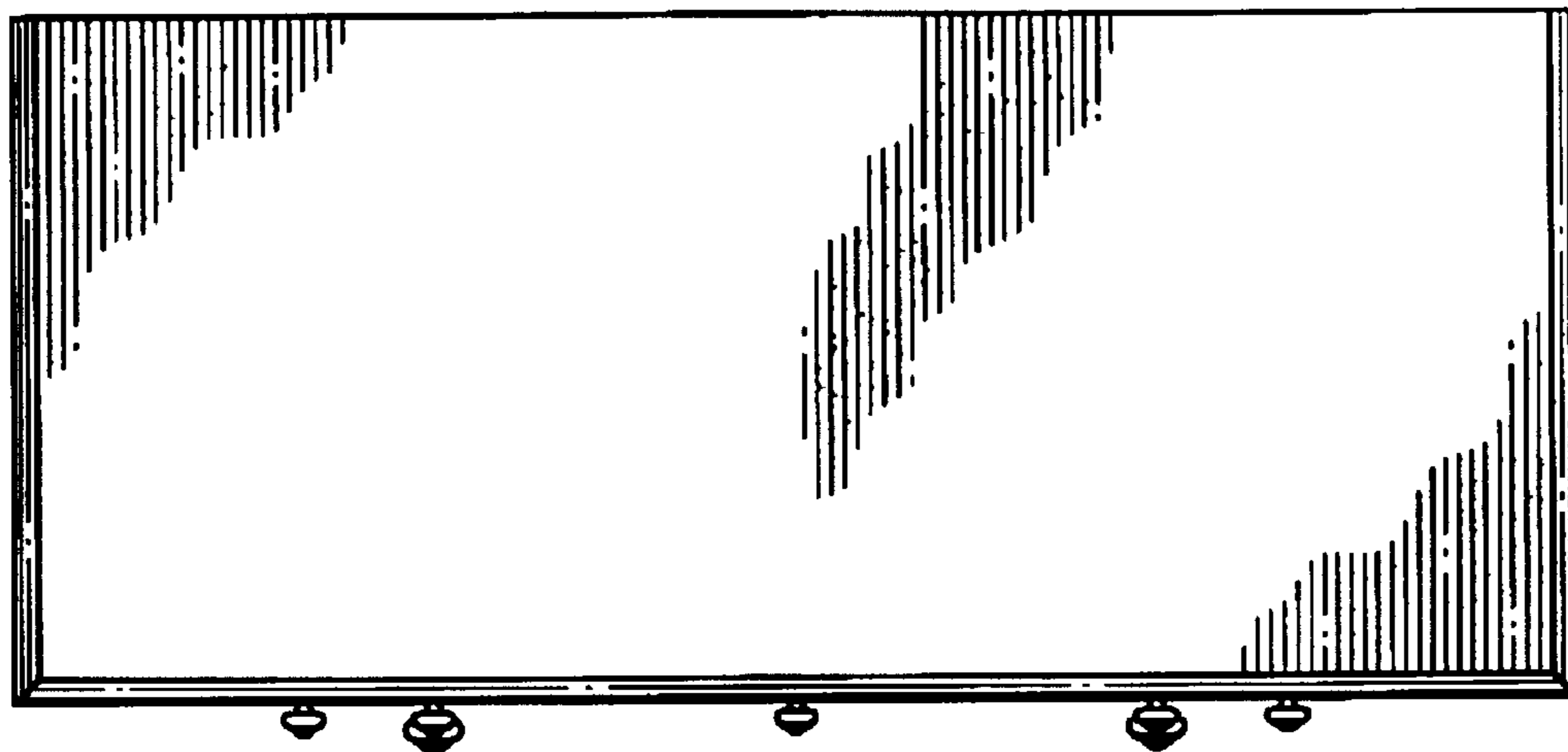


FIG.4

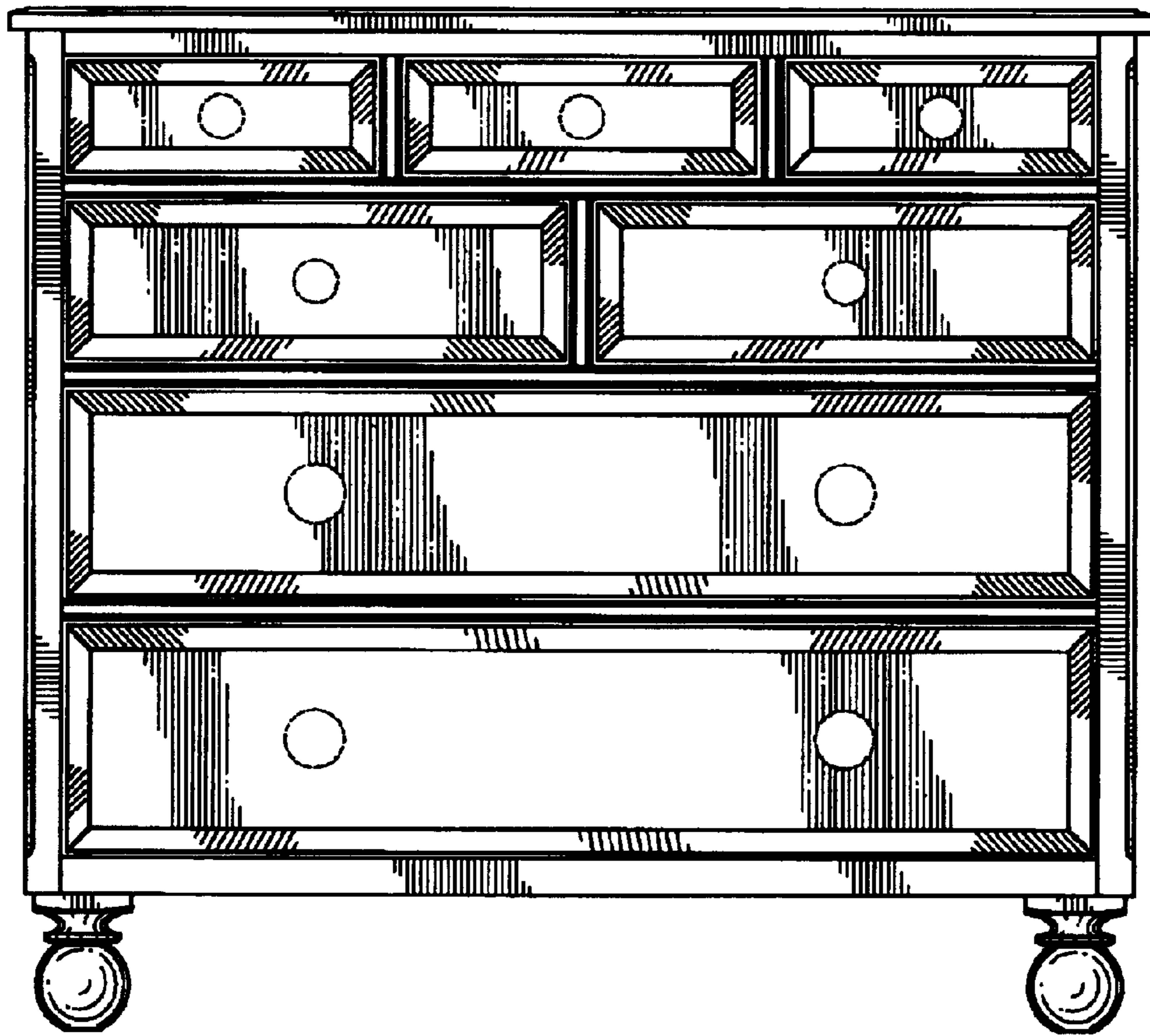


FIG. 5

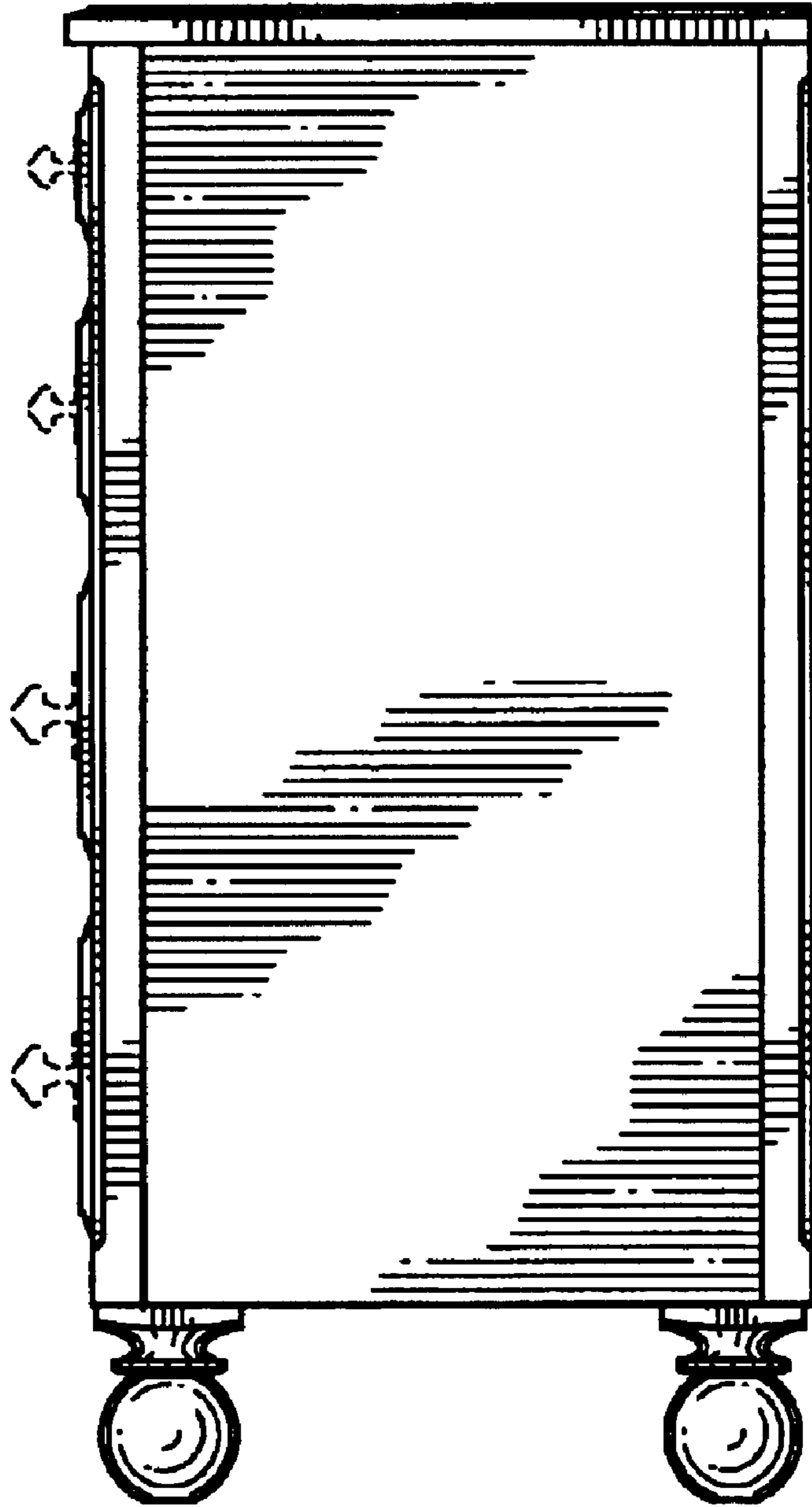


FIG. 6