



US00D511003S

(12) **United States Design Patent**
Sliwa, Jr.

(10) **Patent No.:** **US D511,003 S**
(45) **Date of Patent:** **** Oct. 25, 2005**

(54) **CHISEL GUIDE KIT**

(76) **Inventor:** **George J. Sliwa, Jr.**, 190 Mill St.
Extension, Lancaster, MA (US) 01523

(**) **Term:** **14 Years**

(21) **Appl. No.:** **29/181,980**

(22) **Filed:** **May 19, 2003**

(51) **LOC (8) Cl.** **24-02**

(52) **U.S. Cl.** **D24/147; D8/47**

(58) **Field of Search** D24/146, 147,
D24/133; D8/1, 47, 85, 87; 30/168, 167.1,
167, 340, 342, 329; 279/19.6, 19.7, 102

(56) **References Cited**

U.S. PATENT DOCUMENTS

2,028,993 A * 1/1936 Pollard 30/168

D318,115 S * 7/1991 Michelson D24/147
D482,252 S * 11/2003 Hyde D8/47

* cited by examiner

Primary Examiner—Ian Simmons

(57) **CLAIM**

The ornamental design for a chisel guide kit, as shown and described.

DESCRIPTION

FIG. 1 is a front view of a chisel guide kit showing my new design.


FIG. 2 is a back view of the chisel guide kit.

FIG. 3 is a side view of the chisel guide kit.

FIG. 4 is a top view of the chisel guide kit; and,

FIG. 5 is a bottom view of the chisel guide kit.

1 Claim, 2 Drawing Sheets



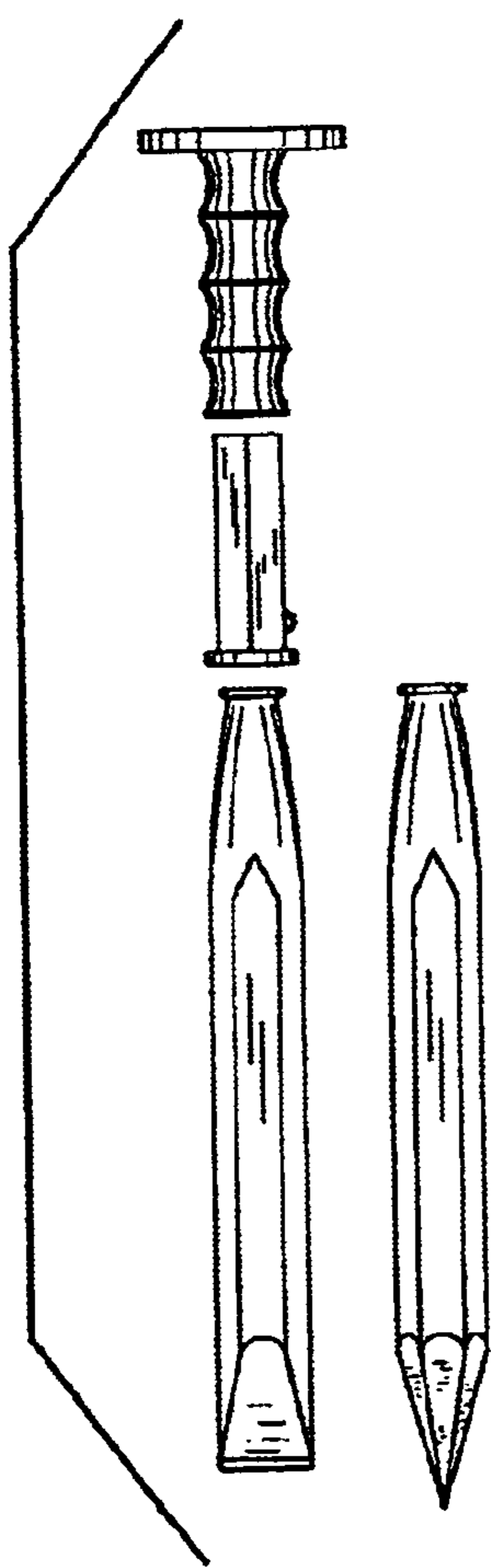


FIG. 1

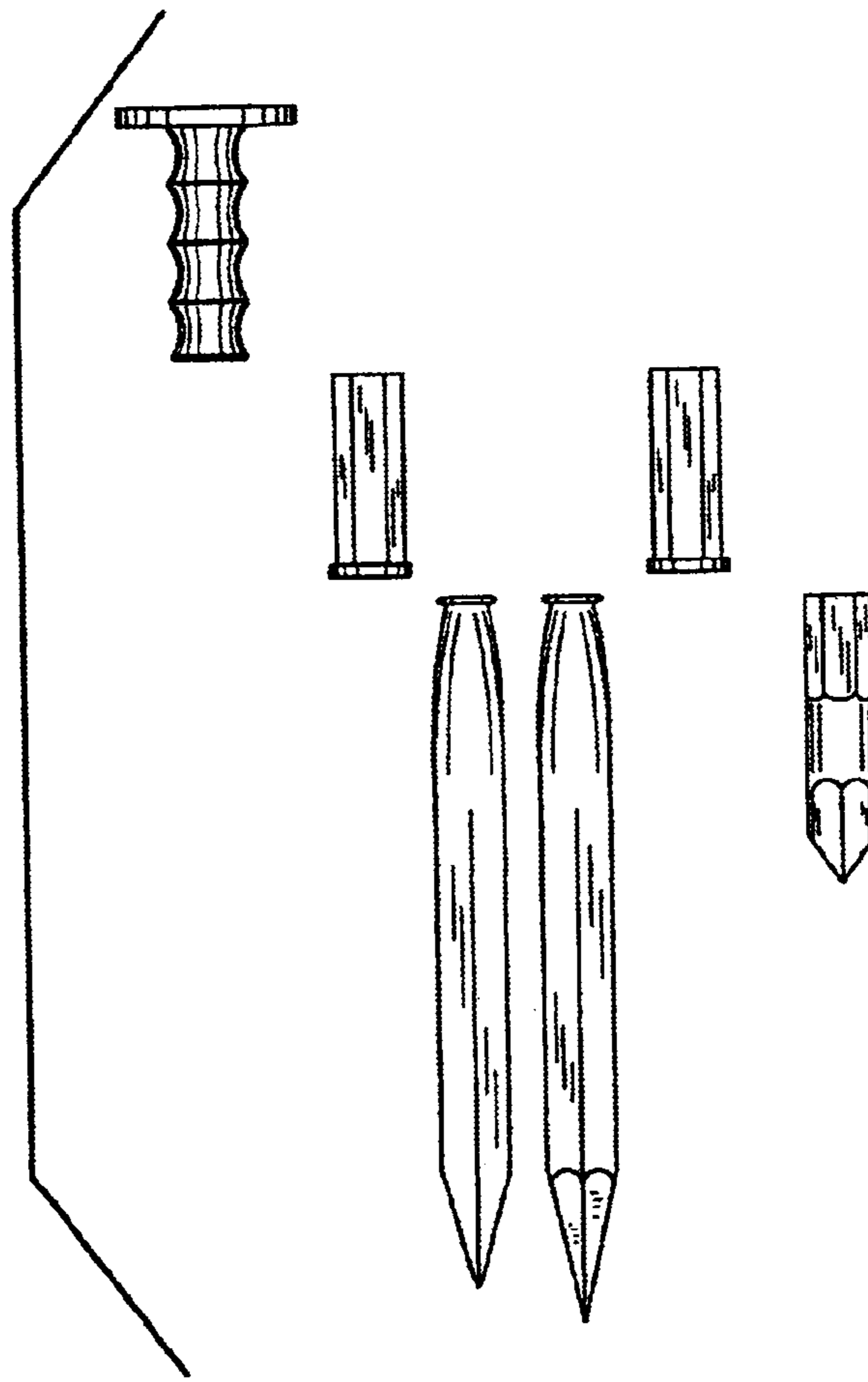


FIG. 2

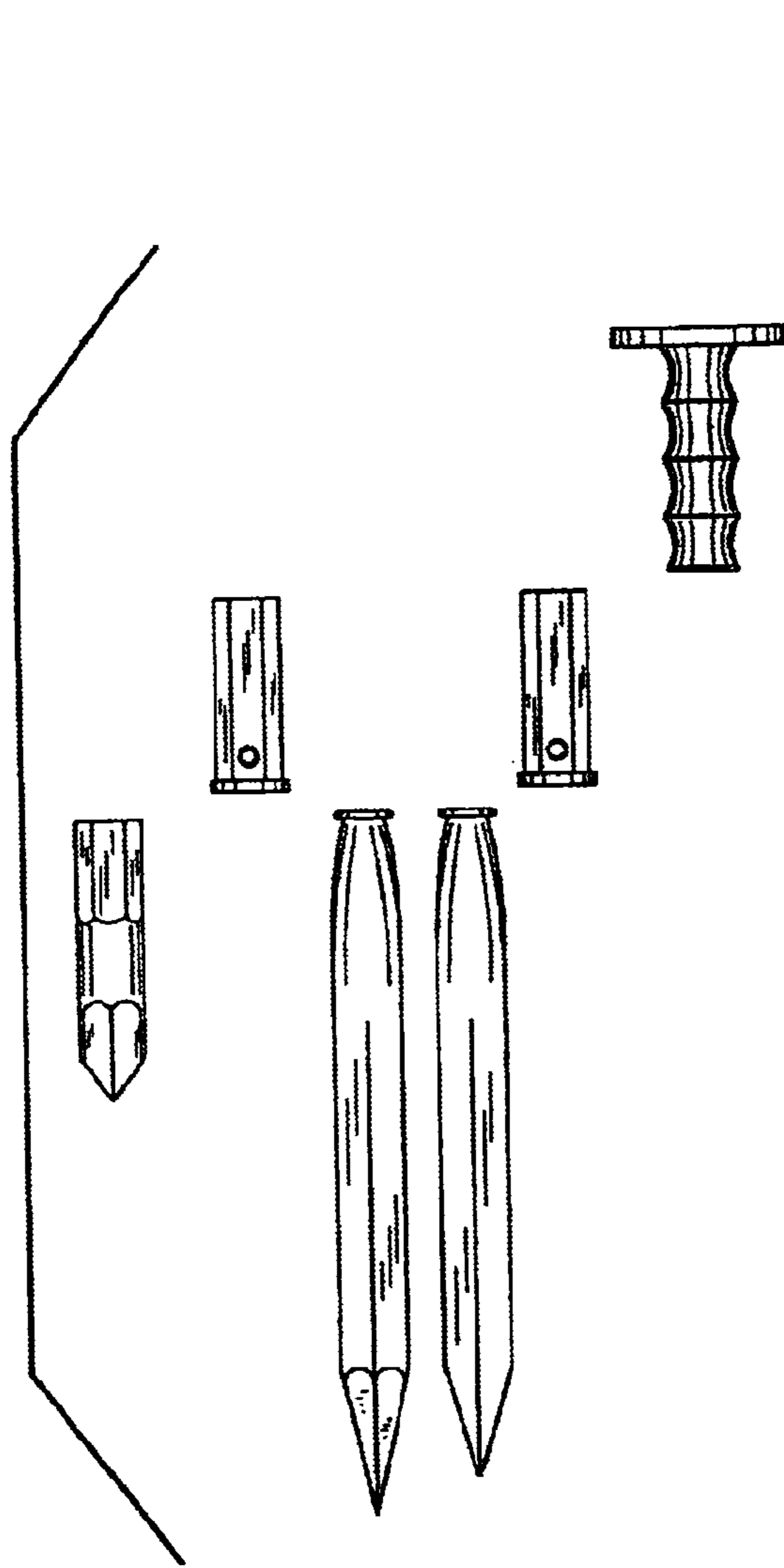


FIG. 3

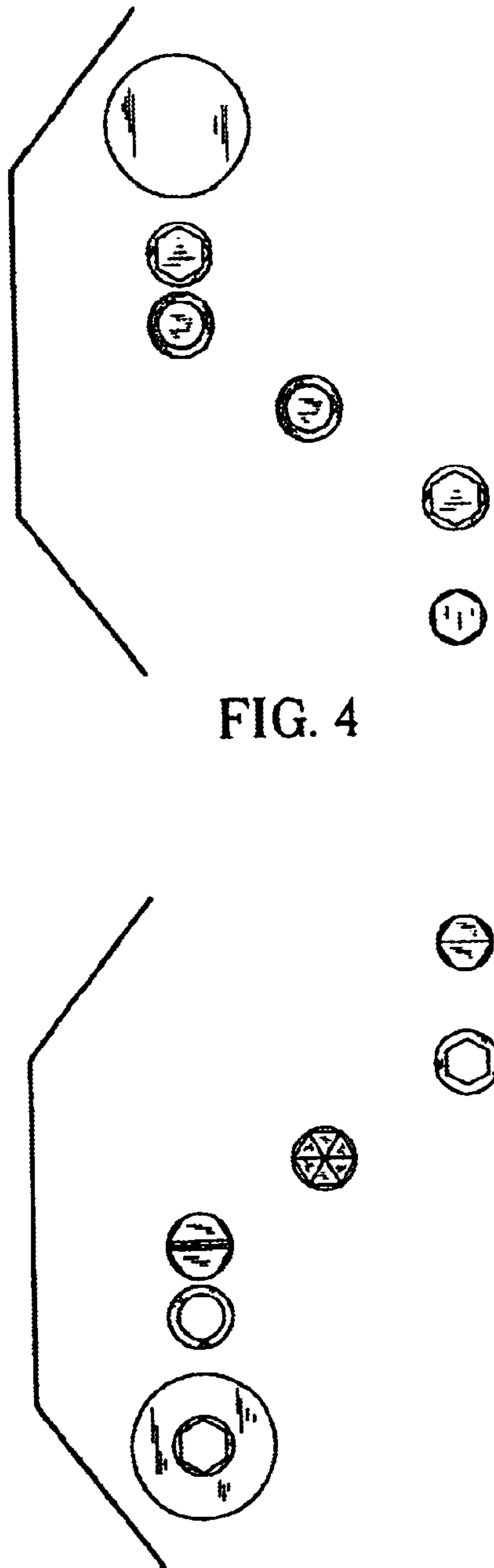


FIG. 4

FIG. 5