



US00D510989S

(12) **United States Design Patent**
Dooley

(10) **Patent No.:** **US D510,989 S**
(45) **Date of Patent:** **** Oct. 25, 2005**

(54) **BODY FOR A VERTICAL HEATER**

(75) Inventor: **Thomas J. Dooley**, Springfield, PA
(US)

(73) Assignee: **Lasko Holdings, Inc.**, Wilmington, DE
(US)

(**) Term: **14 Years**

(21) Appl. No.: **29/214,337**

(22) Filed: **Sep. 30, 2004**

(51) **LOC (8) Cl.** **23-03**

(52) **U.S. Cl.** **D23/335**

(58) **Field of Search** D23/332, 314,
D23/335-338, 340-345, 349-350; 392/360,
365-369, 373-376; 312/326; 126/110 B,
90 A, 92 A

(56) **References Cited**

U.S. PATENT DOCUMENTS

D284,504 S	*	7/1986	Okamoto et al.	D23/335
D318,723 S	*	7/1991	Chiu	D23/337
D395,490 S	*	6/1998	Jane' et al.	D23/337
D431,640 S	*	10/2000	Rong	D23/335
D448,071 S	*	9/2001	Birdsell et al.	D23/335
D456,066 S	*	4/2002	Ching	D23/335

D462,429 S	*	9/2002	Gao	D23/335
D462,753 S	*	9/2002	Gao	D23/335
D467,324 S	*	12/2002	Ching	D23/335
D467,325 S	*	12/2002	Ching	D23/335
D483,102 S	*	12/2003	Ching	D23/335
D487,139 S	*	2/2004	Shapiro	D23/335

* cited by examiner

Primary Examiner—Brian N Vinson

(74) *Attorney, Agent, or Firm*—RatnerPrestia

(57) **CLAIM**


The ornamental design of a body for a vertical heater, as shown and described.

DESCRIPTION

FIG. 1 is a right side front perspective view of a body for a vertical heater showing my new design; FIG. 2 is a rear perspective view thereof; FIG. 3 is a front elevation view thereof; FIG. 4 is a side elevation view thereof, the opposite side being a mirror image of that shown; FIG. 5 is a rear elevation view thereof; and, FIG. 6 is a top plan view thereof.

The broken line showing of environmental structure in FIGS. 1-6 is for illustrative purposes only and forms no part of the claimed design.

1 Claim, 6 Drawing Sheets






FIG. 1

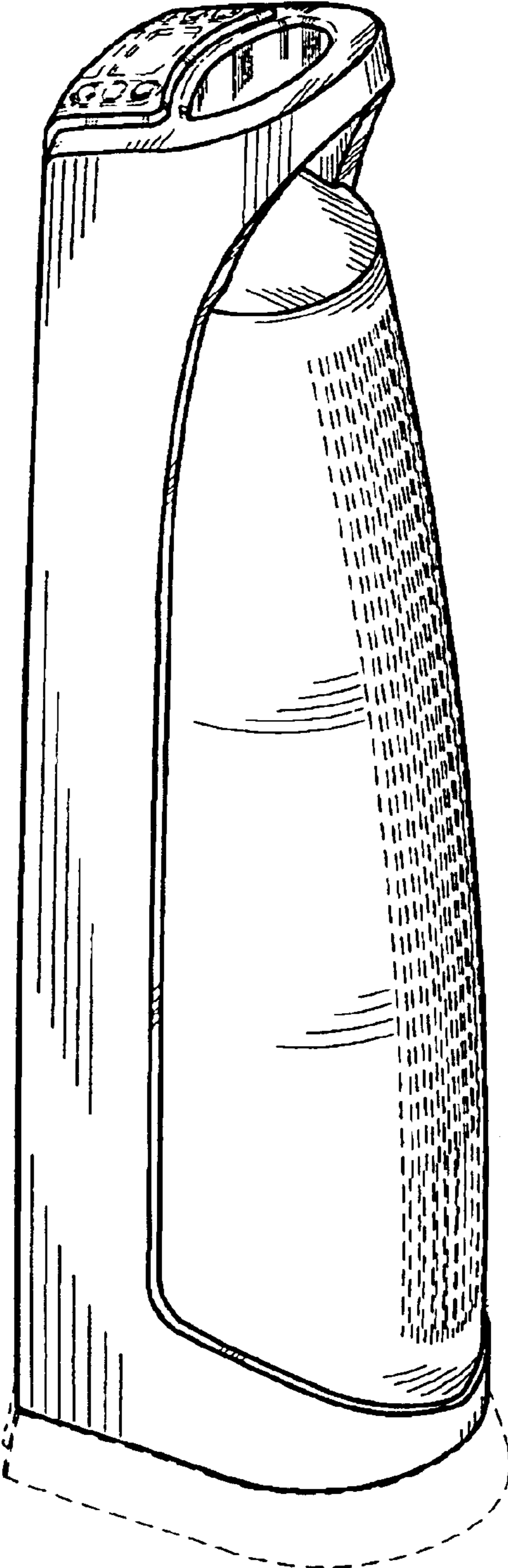


FIG. 2

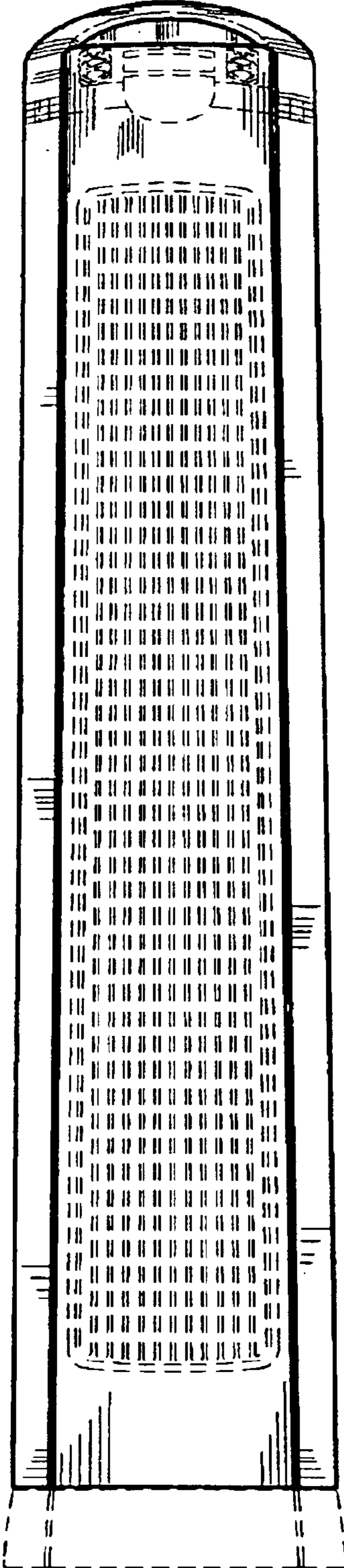


FIG. 3

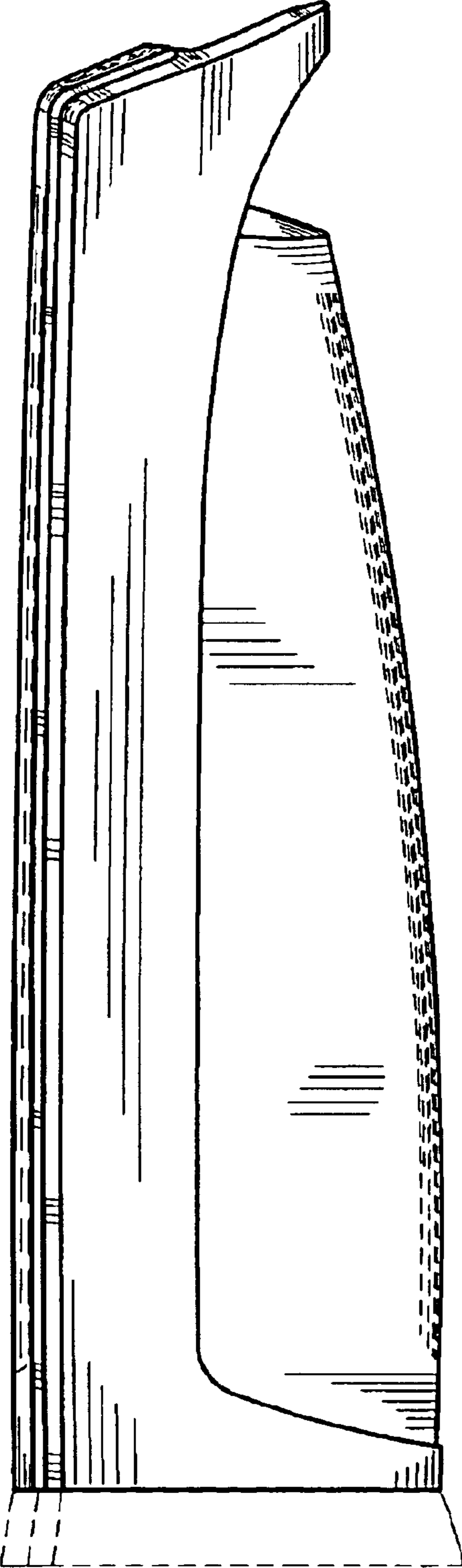


FIG. 4

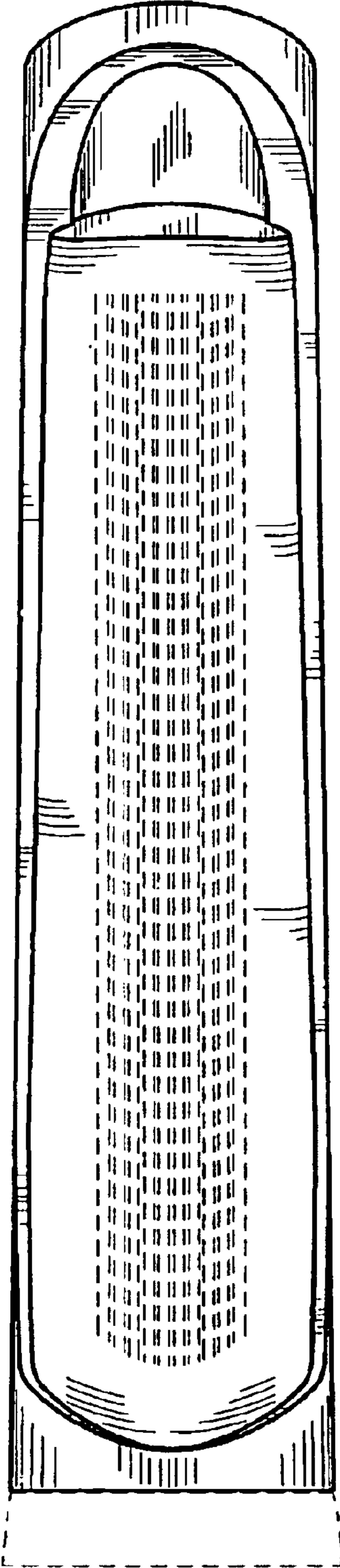


FIG. 5

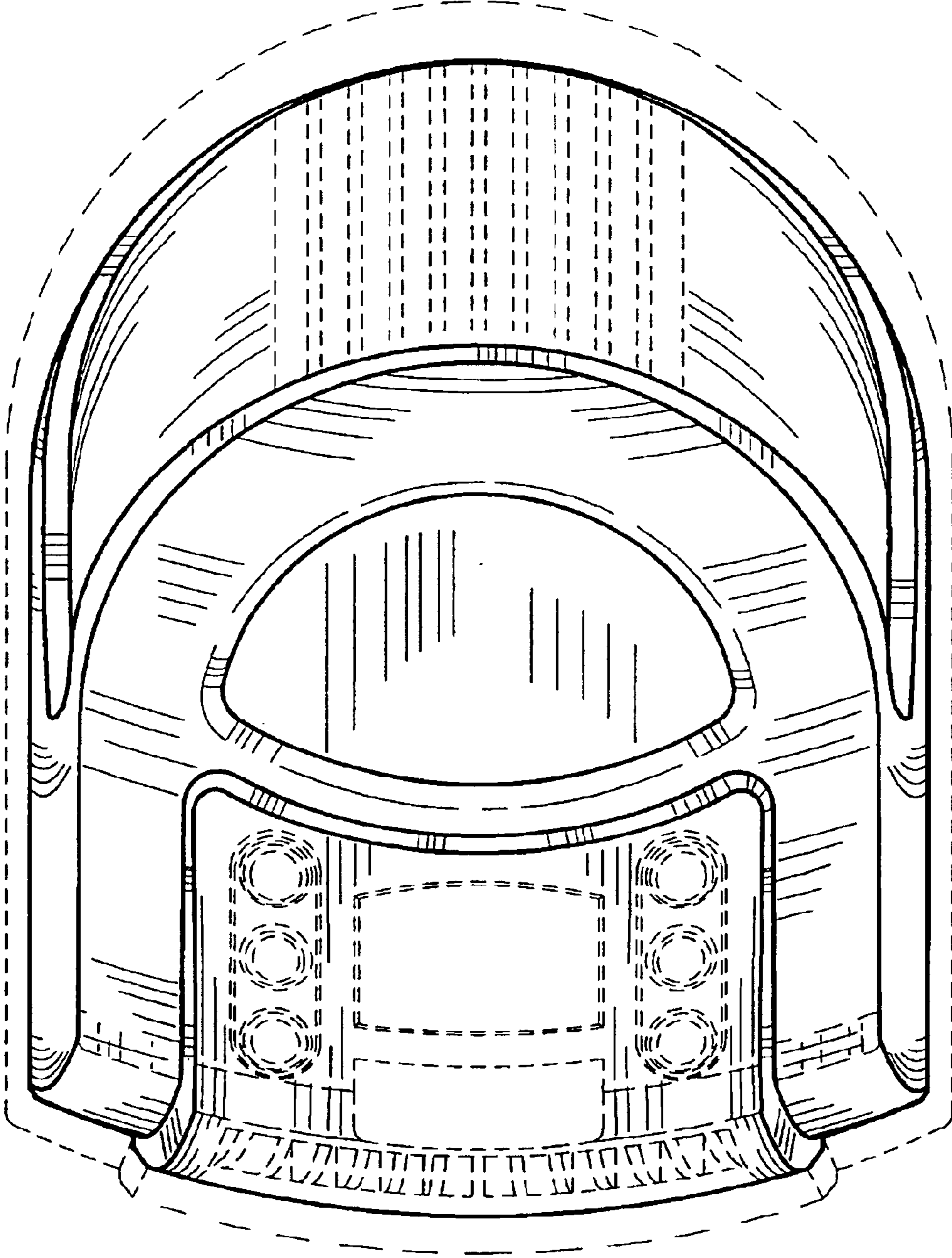


FIG. 6