



US00D510957S

(12) **United States Design Patent**
Miller

(10) **Patent No.:** **US D510,957 S**

(45) **Date of Patent:** **** Oct. 25, 2005**

(54) **DISPLAY**

(76) **Inventor:** **Timothy J. Miller**, 318 Lakewood Cir., Greer, SC (US) 29651

(**) **Term:** **14 Years**

(21) **Appl. No.:** **29/214,541**

(22) **Filed:** **Oct. 5, 2004**

(51) **LOC (8) Cl.** **20-02**

(52) **U.S. Cl.** **D20/19**

(58) **Field of Search** D20/10, 12, 13, D20/21, 28, 99; D26/120, 123, 124; 40/541, 575, 578, 219

D417,584 S	*	12/1999	Lillelund et al.	D7/392.1
D452,155 S	*	12/2001	Stodd	D9/454
D471,453 S	*	3/2003	Stodd	D9/434
D480,304 S	*	10/2003	Stodd	D9/434
D482,232 S	*	11/2003	Zettle et al.	D7/392.1
2002/0181232 A1	*	12/2002	Martineau	362/246
2005/0024862 A1	*	2/2005	Laux	362/186

* cited by examiner

Primary Examiner—Robert M. Spear

(74) *Attorney, Agent, or Firm*—Joseph T. Guy; Nexsen Pruet, LLC

(57) **CLAIM**

The ornamental design for a display, as shown and described.

(56) **References Cited**

U.S. PATENT DOCUMENTS

1,560,464 A	*	11/1925	Campbell	40/556
1,720,531 A	*	7/1929	Siegel	40/556
1,820,788 A	*	8/1931	Failing	362/509
D87,584 S	*	8/1932	Leibert	D20/14
1,871,648 A	*	8/1932	Baker	40/556
1,962,838 A	*	6/1934	Regester	40/564
D103,155 S	*	2/1937	Koeber	D26/124
D158,240 S	*	4/1950	Wood	D26/124
2,791,417 A	*	5/1957	Daroff	369/22
4,977,695 A	*	12/1990	Armbruster	40/541
D360,134 S	*	7/1995	Snyder	D9/520
5,758,793 A	*	6/1998	Forsyth et al.	220/270

DESCRIPTION

FIG. 1 is a front perspective view of a display of the present invention;

FIG. 2 is a top view of the display of FIG. 1;

FIG. 3 is a right side view of the display of FIG. 1;

FIG. 4 is a front view of the of the display of FIG. 1;

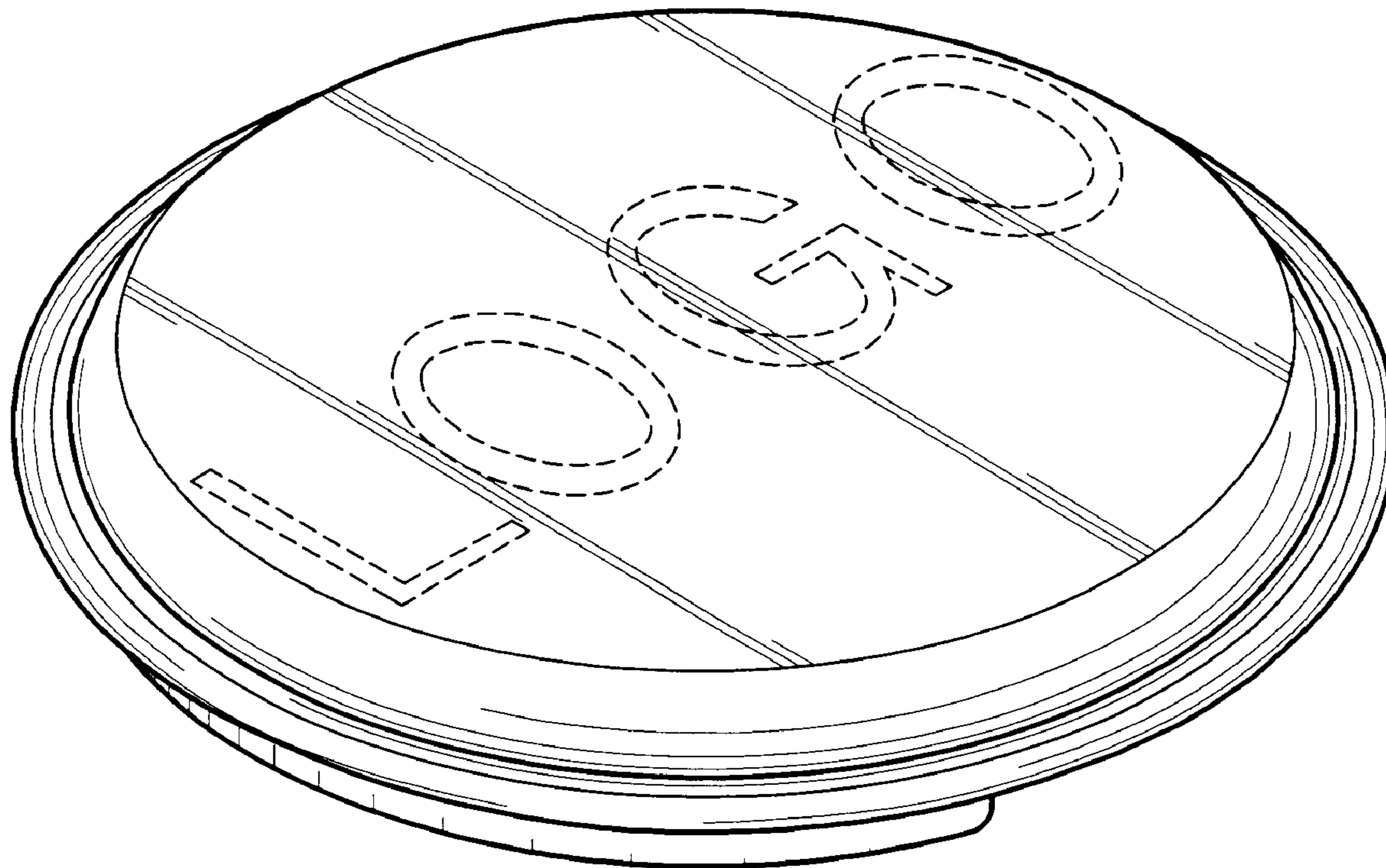
FIG. 5 is a bottom view of the display of FIG. 1;

FIG. 6 is a left side view of the display of FIG. 1; and,

FIG. 7 is a rear view of the display of FIG. 1.

The broken lines in the drawings represent environmental structure only and form no part of the claimed design.

1 Claim, 3 Drawing Sheets



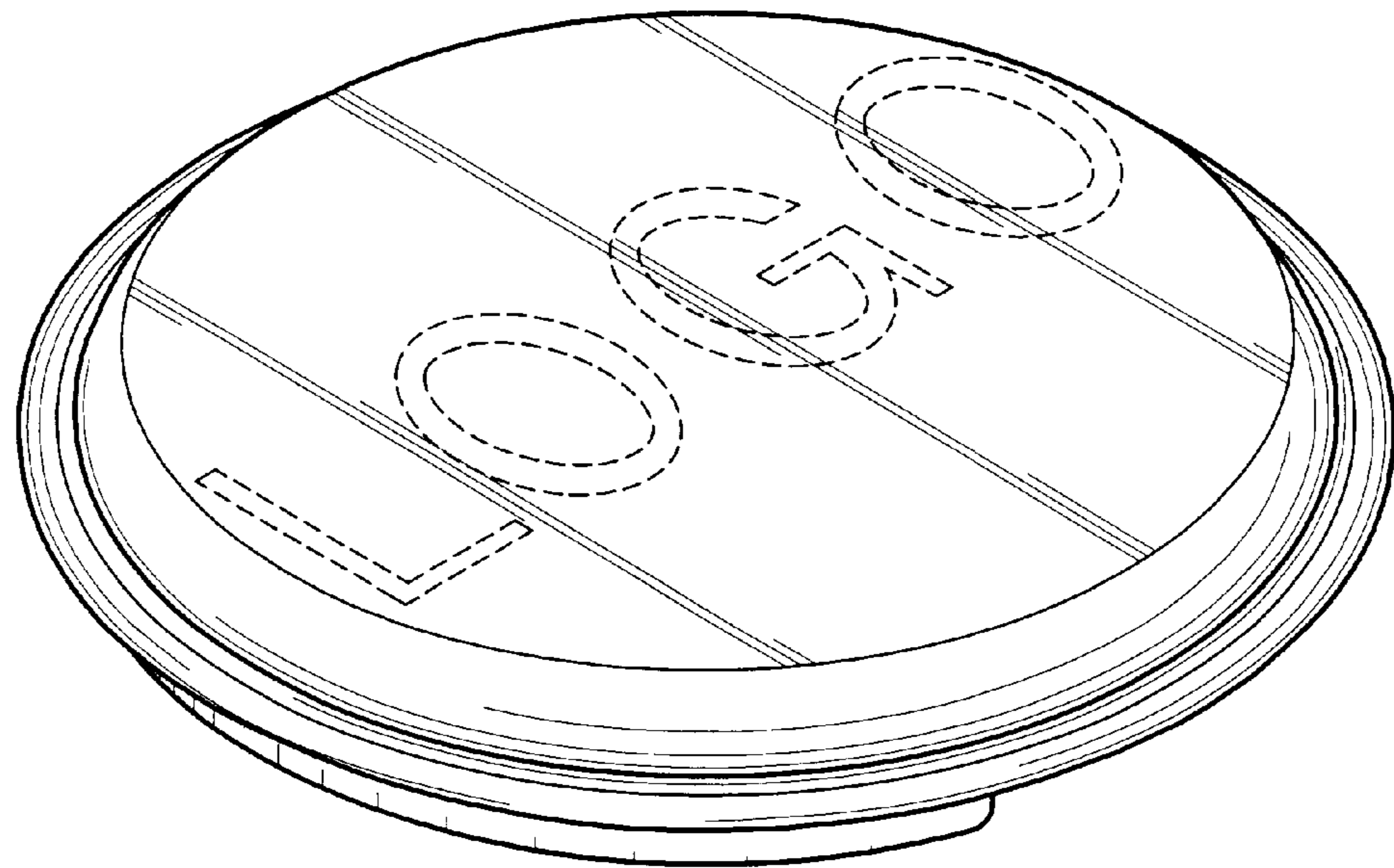


FIG. 1

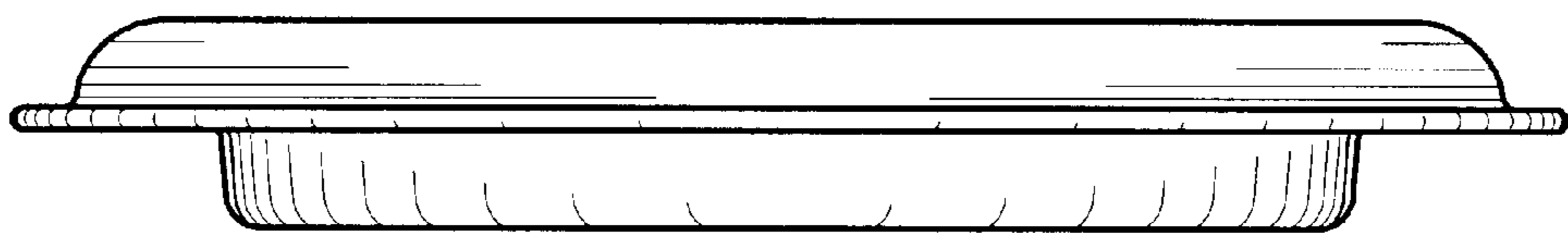


FIG. 2



FIG. 3




FIG. 4




FIG. 5




FIG. 6

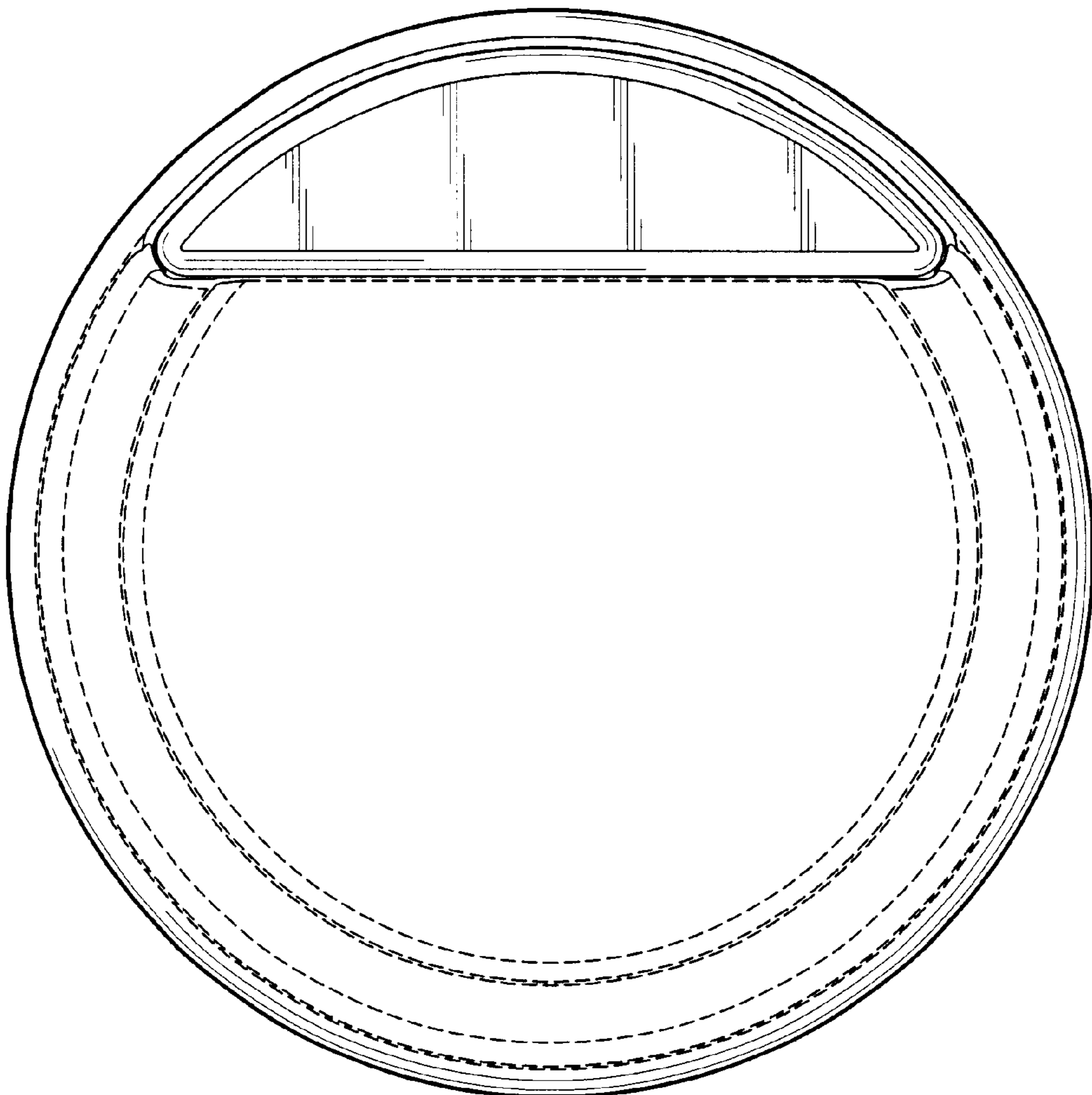


FIG. 7