



US00D510955S

(12) **United States Design Patent**  
**Buechin**

(10) **Patent No.: US D510,955 S**  
(45) **Date of Patent: \*\* Oct. 25, 2005**

(54) **FLOWER SHAPED MEMO HOLDER**

(75) Inventor: **Anna Buechin**, Toronto (CA)

(73) Assignee: **Umbra Inc.**, Buffalo, NY (US)

(\*\*) Term: **14 Years**

(21) Appl. No.: **29/219,654**

(22) Filed: **Dec. 20, 2004**

(51) **LOC (8) Cl.** ..... **19-02**

(52) **U.S. Cl.** ..... **D19/90**

(58) **Field of Search** ..... D11/33, 63, 84,  
D11/115, 139, 157, 225, 241, 204; D19/65,  
75, 86, 87, 88, 90, 91, 99, 100; 40/343,  
345; D13/183; 24/303; 248/309.4, 467,  
153, 175, 465.1; 428/23, 24, 25

(56) **References Cited**

**U.S. PATENT DOCUMENTS**

107,175 A	9/1870	Hanchett	
D9,955 S	* 5/1877	Woods	..... D11/84
D12,745 S	* 2/1882	Moodie	..... D19/91
D26,755 S	* 3/1897	Ashby	..... D11/106
629,660 A	7/1899	Churchill	
847,644 A	3/1907	Buckingham	
915,737 A	3/1909	Buckingham	
951,628 A	3/1910	Buckingham	
1,026,241 A	5/1912	Buckingham	
1,050,671 A	1/1913	Lesem	
1,429,846 A	9/1922	Coutts	

D102,113 S	* 11/1936	Levine	..... D2/631
2,138,914 A	12/1938	Frey	..... 211/120
2,697,892 A	* 12/1954	Haas	..... 428/25
4,331,721 A	* 5/1982	Ayers	..... 428/23
5,649,634 A	7/1997	Irizarry	..... 211/120
6,389,744 B1	5/2002	Pugh	..... 47/47

\* cited by examiner

*Primary Examiner*—Jeffrey Asch

*Assistant Examiner*—Elizabeth A. Albert

(74) *Attorney, Agent, or Firm*—Simpson & Simpson, PLLC


(57) **CLAIM**

The ornamental design for a flower shaped memo holder, as shown and described.

**DESCRIPTION**

FIG. 1 is a perspective view of the flower shaped memo holder of the present invention;  
 FIG. 2 is a front view of the invention shown in FIG. 1;  
 FIG. 3 is a back view thereof;  
 FIG. 4 is a top plan view thereof, taken from the perspective of one looking down upon the flower shaped memo holder shown in FIG. 1;  
 FIG. 5 is a bottom plan view thereof taken from the perspective of one looking up upon the flower shaped memo holder shown in FIG. 1;  
 FIG. 6 is a left side view thereof; and,  
 FIG. 7 is a right side view thereof.

**1 Claim, 7 Drawing Sheets**






Fig. 1




Fig. 2






Fig. 3

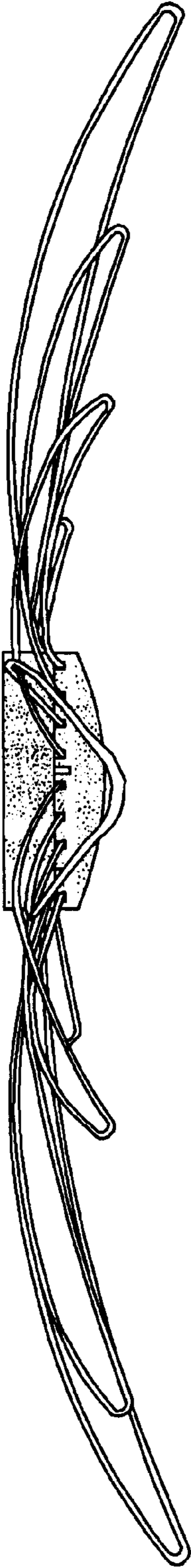


Fig. 4

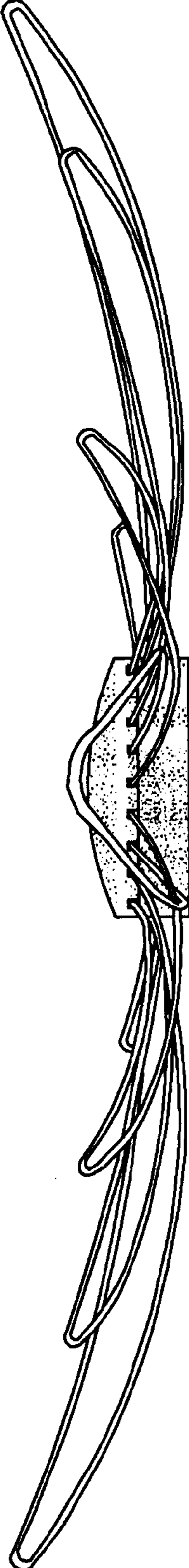


Fig. 5

Fig. 6




Fig. 7

