



US00D510951S

(12) **United States Design Patent**
Carlson et al.

(10) **Patent No.:** **US D510,951 S**
(45) **Date of Patent:** **** Oct. 25, 2005**

(54) **TAPE DISPENSER**

(75) Inventors: **Casey L. Carlson**, Edina, MN (US);
Daniel E. Siltberg, White Bear
Township, MN (US); **Scott D. Gullicks**,
Apple Valley, MN (US)

(73) Assignee: **3M Innovative Properties Company**,
St. Paul, MN (US)

(**) Term: **14 Years**

(21) Appl. No.: **29/208,731**

(22) Filed: **Jul. 2, 2004**

(51) **LOC (8) Cl.** **19-02**

(52) **U.S. Cl.** **D19/69; D19/67**

(58) **Field of Search** D19/35, 36, 65,
D19/75, 67-69, 89, 95, 99, 100; 225/6,
7, 11, 19, 25, 34, 45, 56, 65, 77, 89; 156/327,
523, 527, 577; 242/588, 588.1-588.6

(56) **References Cited**

U.S. PATENT DOCUMENTS

D116,599 S	9/1939	Reinecke	
D118,629 S	1/1940	Reinecke	
D144,215 S	3/1946	Preble	
D164,556 S	9/1951	Donkin	
D170,429 S	9/1953	Reinecke	
D177,224 S	3/1956	Gershen	
D242,452 S	* 11/1976	Brown, Sr. D19/69
4,729,518 A	* 3/1988	Mathna et al. 156/527
D315,576 S	3/1991	En	
5,083,717 A	* 1/1992	Samuelson et al. 242/588.6
D331,262 S	* 11/1992	O'Brien D19/69
D332,629 S	* 1/1993	Oh D19/69
D336,492 S	6/1993	Samuelson	
D342,092 S	12/1993	Samuelson	
D342,093 S	12/1993	Samuelson	
5,794,815 A	8/1998	Carlson et al.	
5,964,375 A	10/1999	Carlson et al.	
6,460,800 B1	* 10/2002	Watanabe et al. 242/598.5
D485,578 S	* 1/2004	Chandaria D19/69

OTHER PUBLICATIONS

3M Product Pamphlet from 3M Office Supplies Division, A
World of Difference, New Products, "Scotch® Pop-up/Roll
Tape Combo Dispenser," p. 8, 2002, printed in USA.

(Continued)

Primary Examiner—Martie K. Holtje

(74) *Attorney, Agent, or Firm*—George W. Jonas

(57) **CLAIM**

The ornamental design for a tape dispenser, as shown and
described.

DESCRIPTION

FIG. 1 is an isometric view of a first embodiment of a tape
dispenser according to the present invention;

FIG. 2 is a front view of the tape dispenser illustrated in FIG.
1, the rear view being the mirror image thereof;

FIG. 3 is a top view of the tape dispenser illustrated in FIG.
1;

FIG. 4 is a bottom view of the tape dispenser illustrated in
FIG. 1;

FIG. 5 is a left side view of the tape dispenser illustrated in
FIG. 1;

FIG. 6 is a right side view of the tape dispenser illustrated
in FIG. 1;

FIG. 7 is an isometric view of a second embodiment of a
tape dispenser including cross-hatching indicating yellow or
gold coloring according to the present invention;

FIG. 8 is a front view of the tape dispenser illustrated in FIG.
7, the rear view being the mirror image thereof;

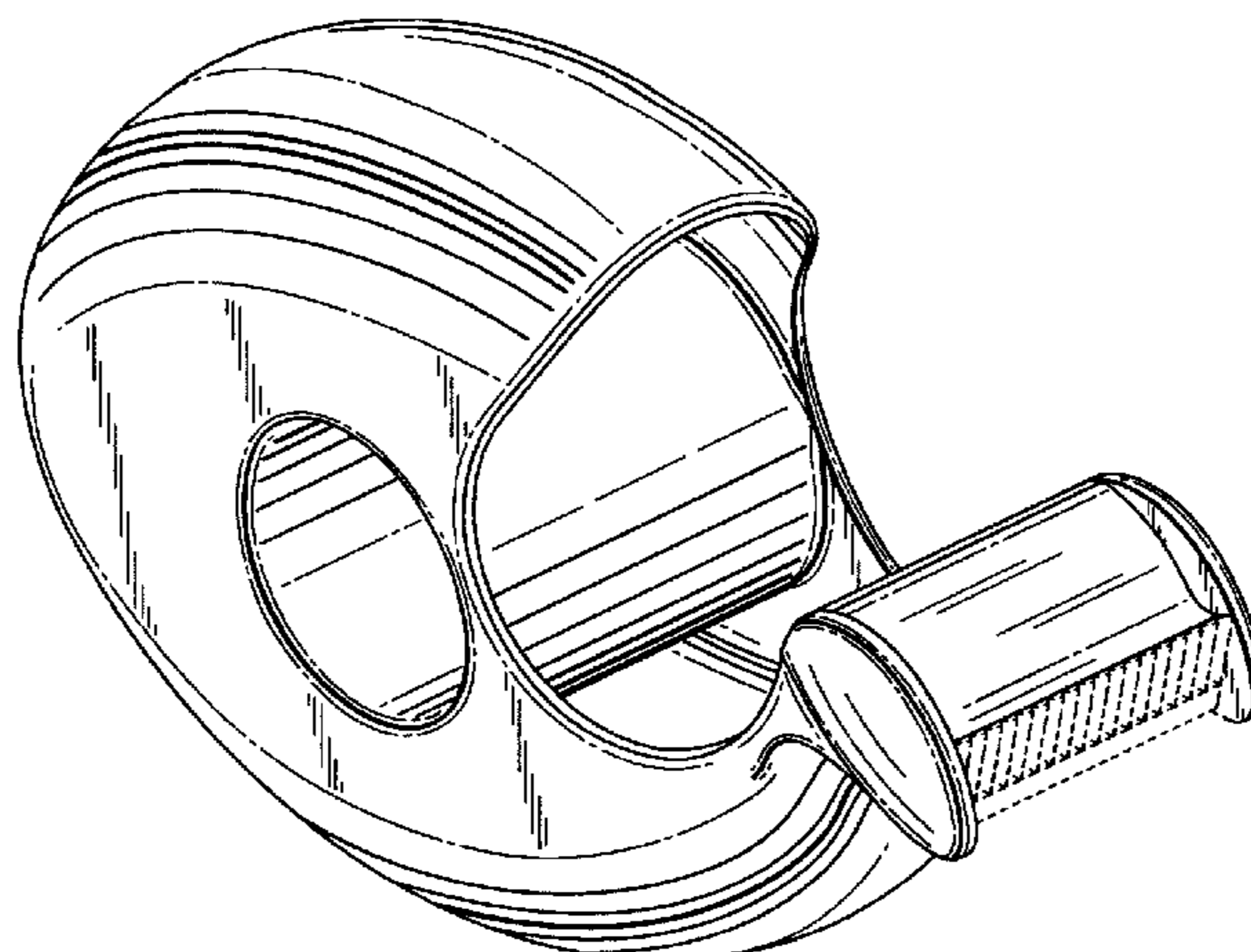
FIG. 9 is a top view of the tape dispenser illustrated in FIG.
7;

FIG. 10 is a bottom view of the tape dispenser illustrated in
FIG. 7;

FIG. 11 is a left side view of the tape dispenser illustrated in
FIG. 7; and,

FIG. 12 is a right side view of the tape dispenser illustrated
in FIG. 7.

1 Claim, 4 Drawing Sheets



OTHER PUBLICATIONS

3M Product Pamphlet from 3M Office Supplies Division, Working Solutions Working for You, "Scotch® Pop-up/Roll Tape Combo Dispenser," p. 12, 2002, printed in USA.

3M Product Pamphlet from 3M Stationery Products Division, Scotch® Transparent Tape, (6-page tri-fold), 2003, printed in USA.

3M Product Pamphlet from 3M Stationery Products Division, Scotch® Magic™ Tape, 2 pages, 2002, printed in USA.

3M Product Pamphlet from 3M Stationery Products Division, Scotch® Gift Wrap Tape, 2 pages, 2003, printed in USA.

Scotch brand Pop-up/Roll Tape Combo dispenser and packaging, manufactured by 3M Company, pp. 1-15. Product was on sale prior to Jul. 2, 2003.

* cited by examiner

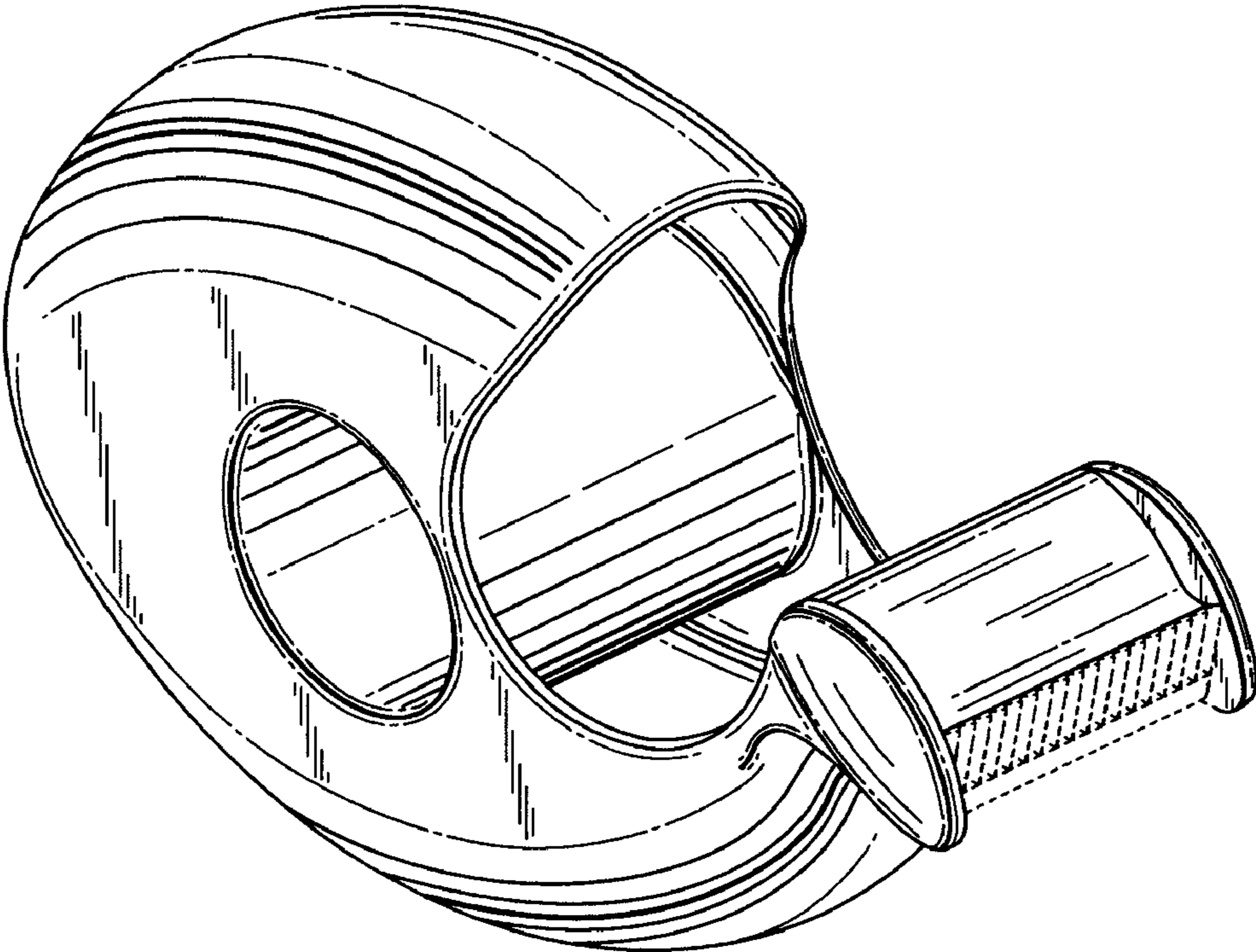


Fig. 1

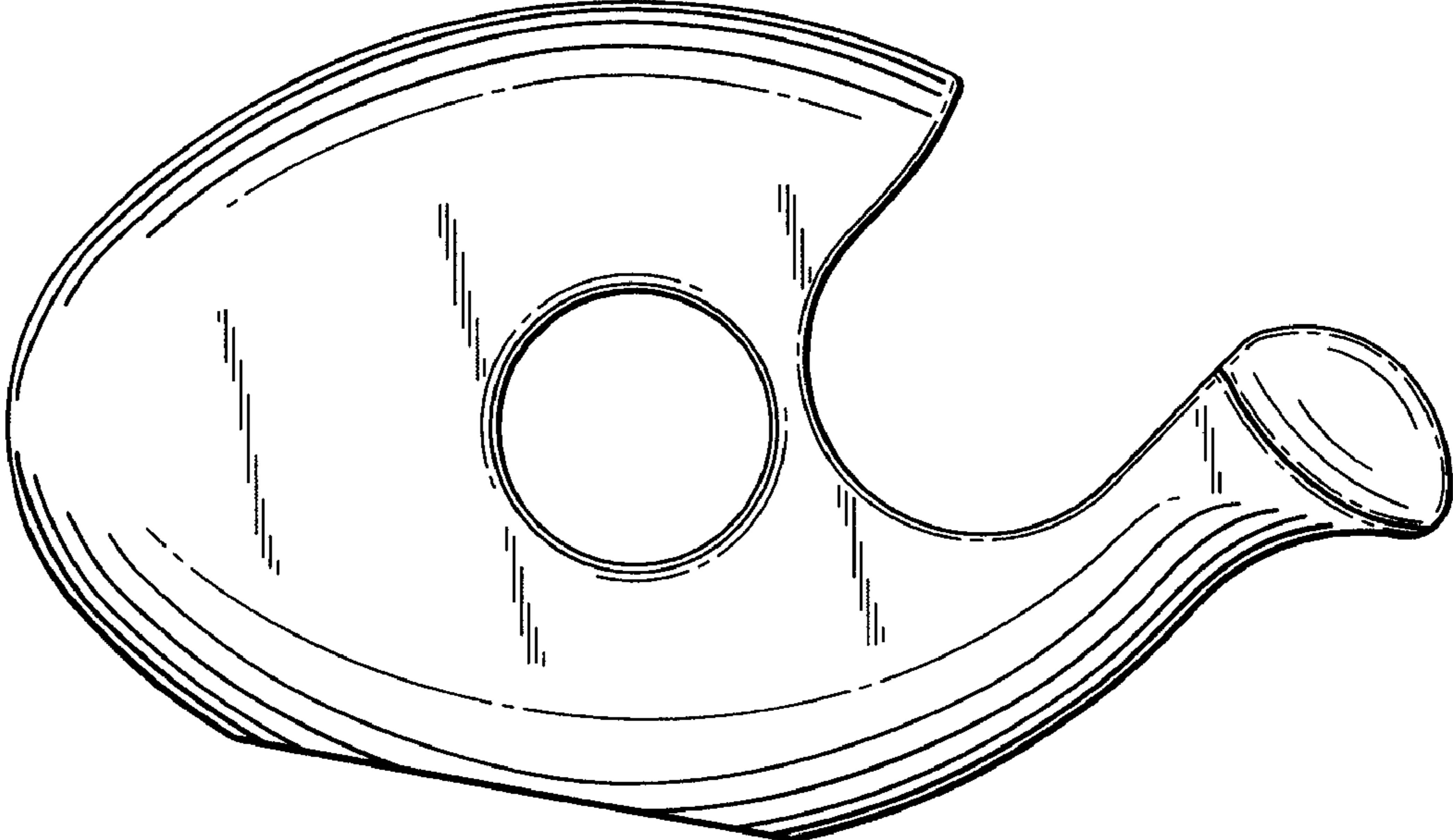


Fig. 2

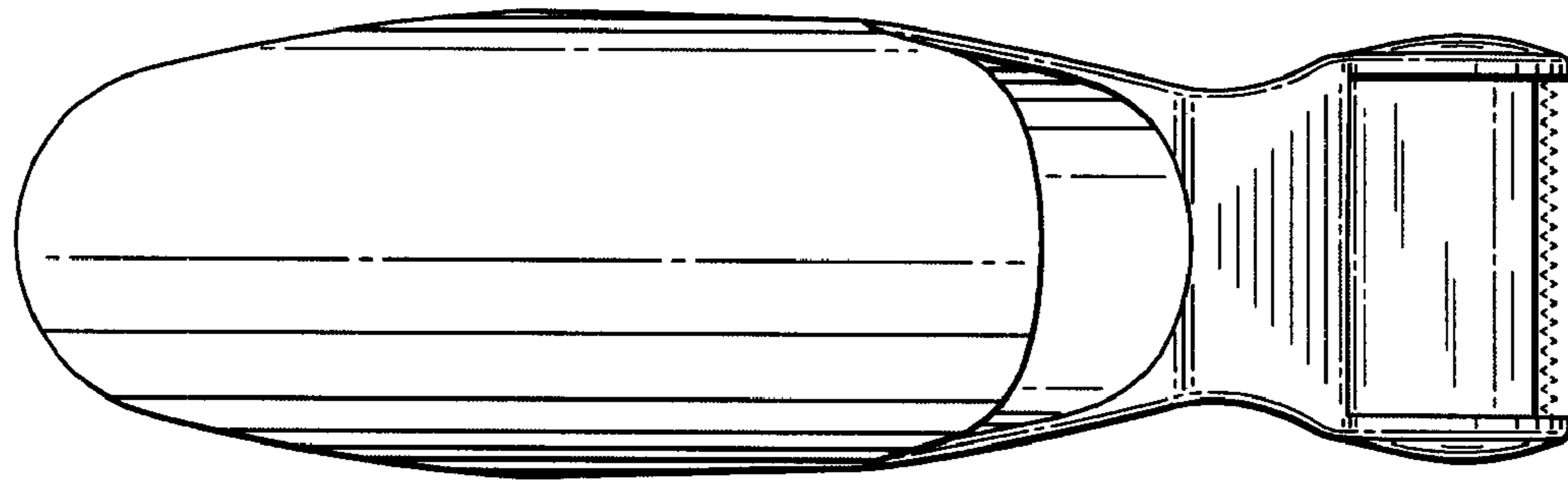


Fig. 3

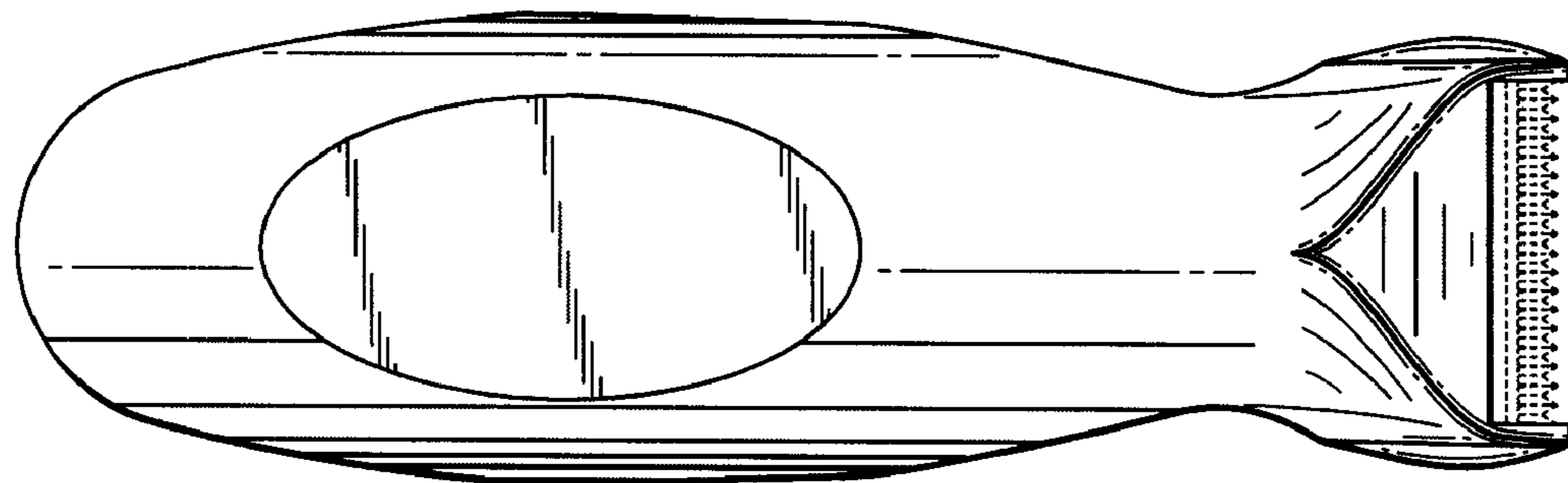


Fig. 4

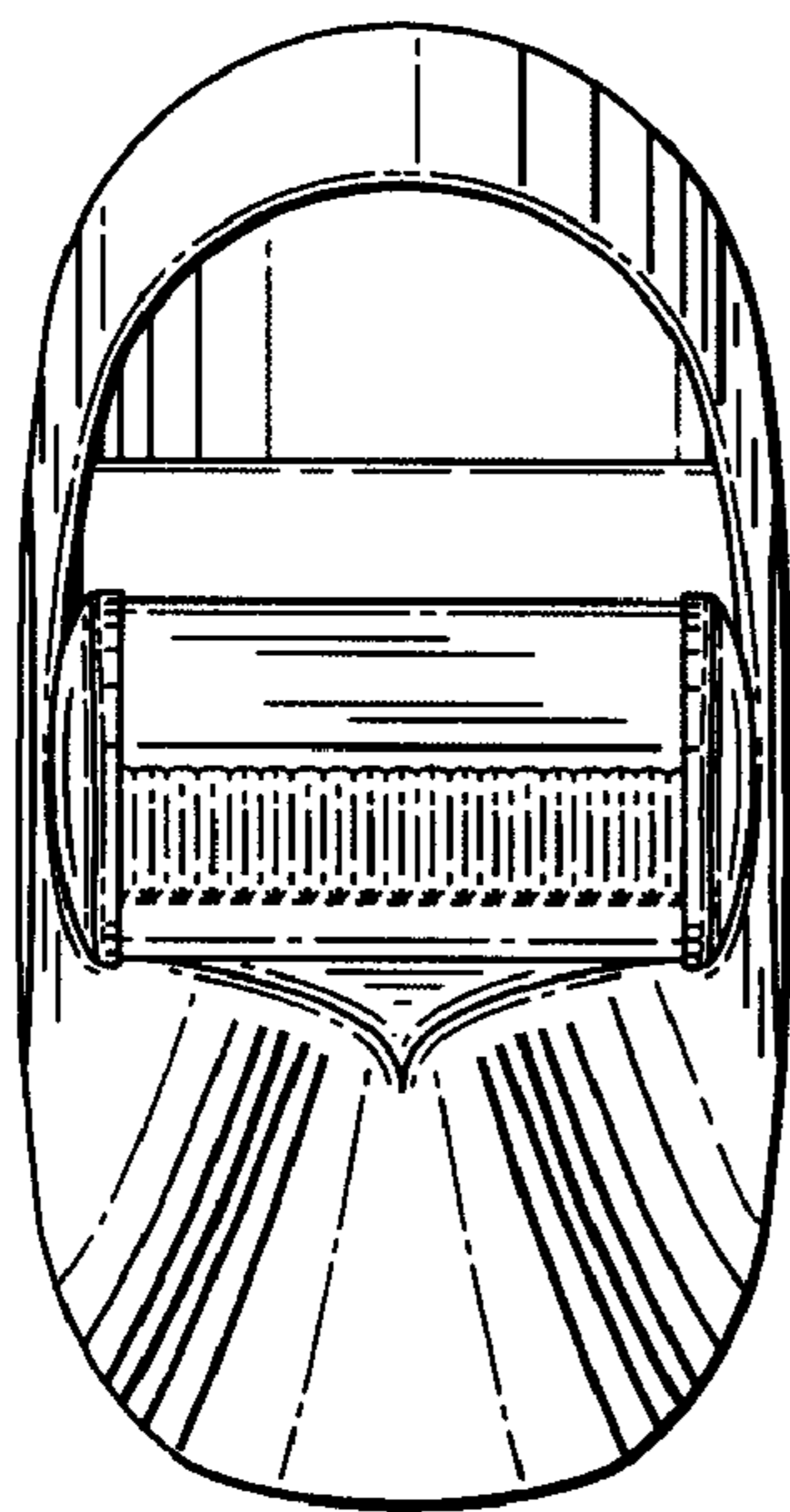


Fig. 5

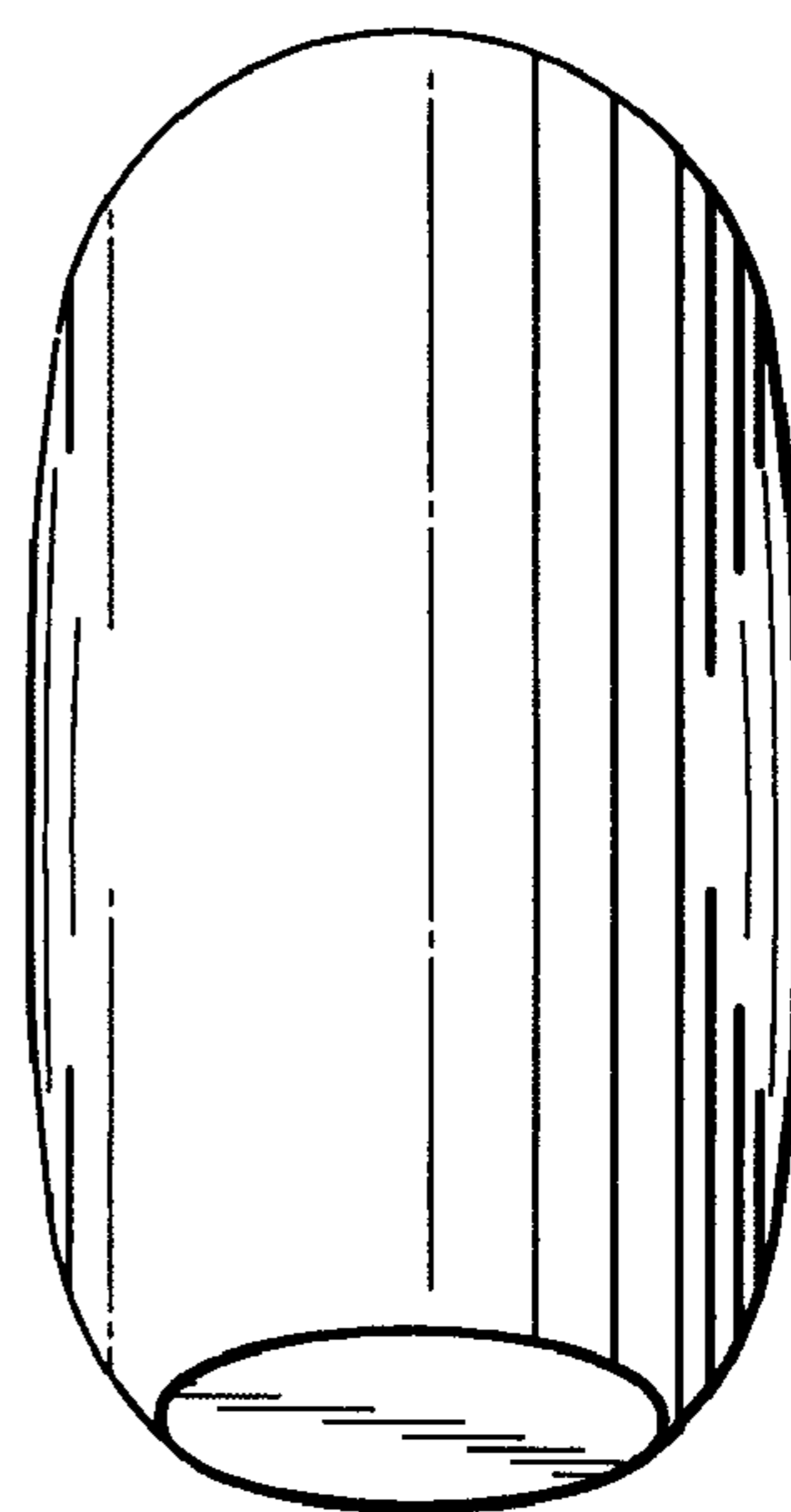


Fig. 6

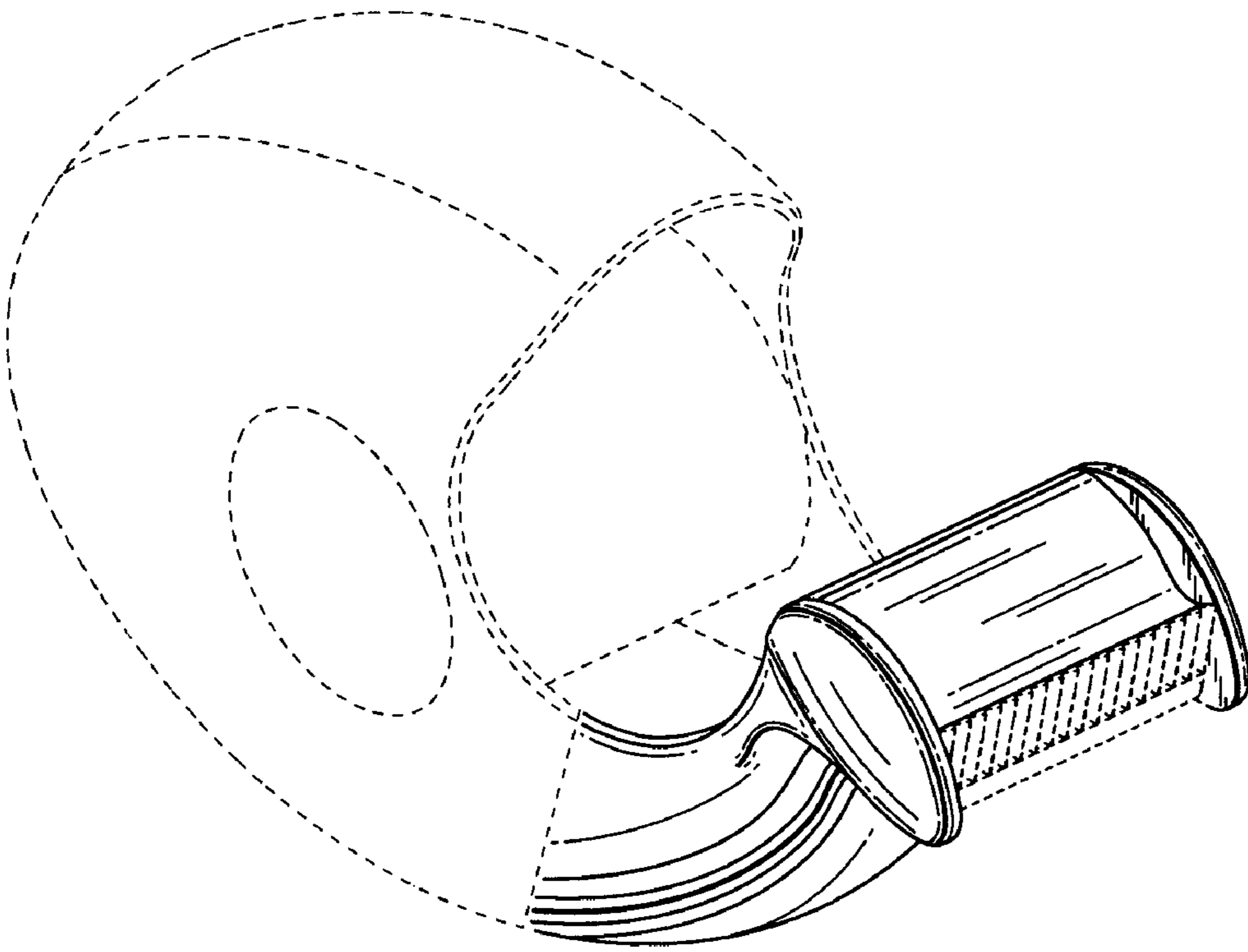


Fig. 7

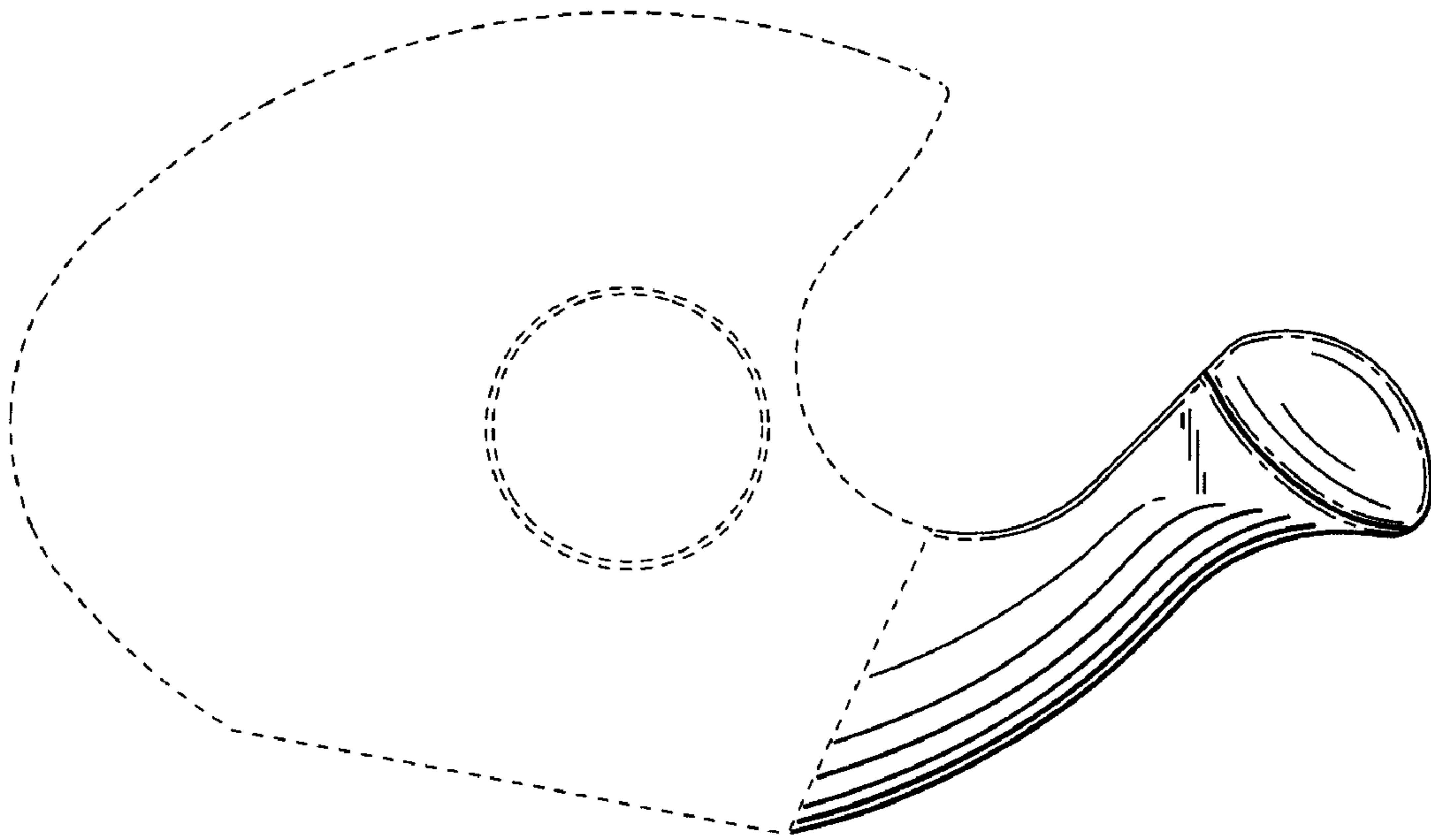


Fig. 8

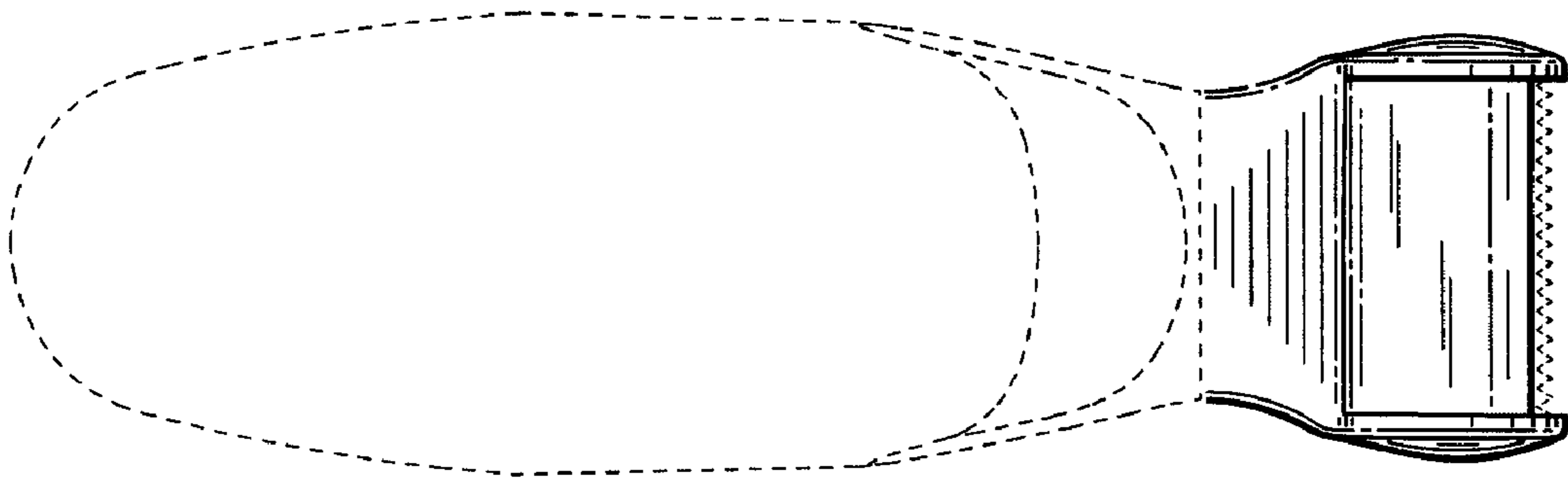


Fig. 9

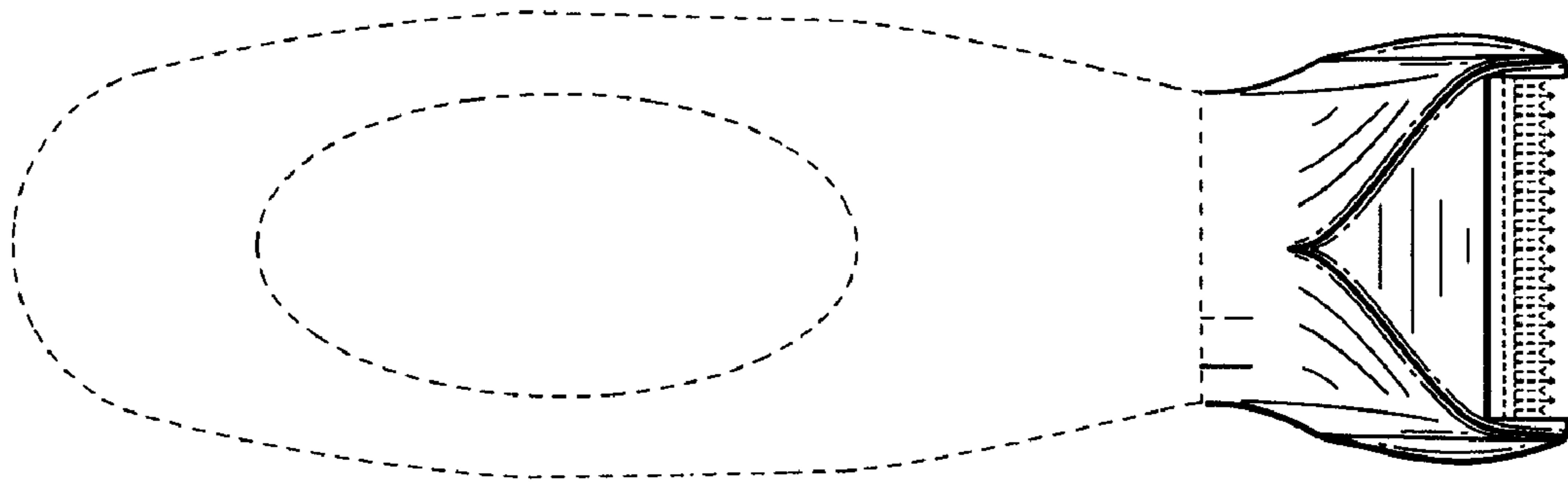


Fig. 10

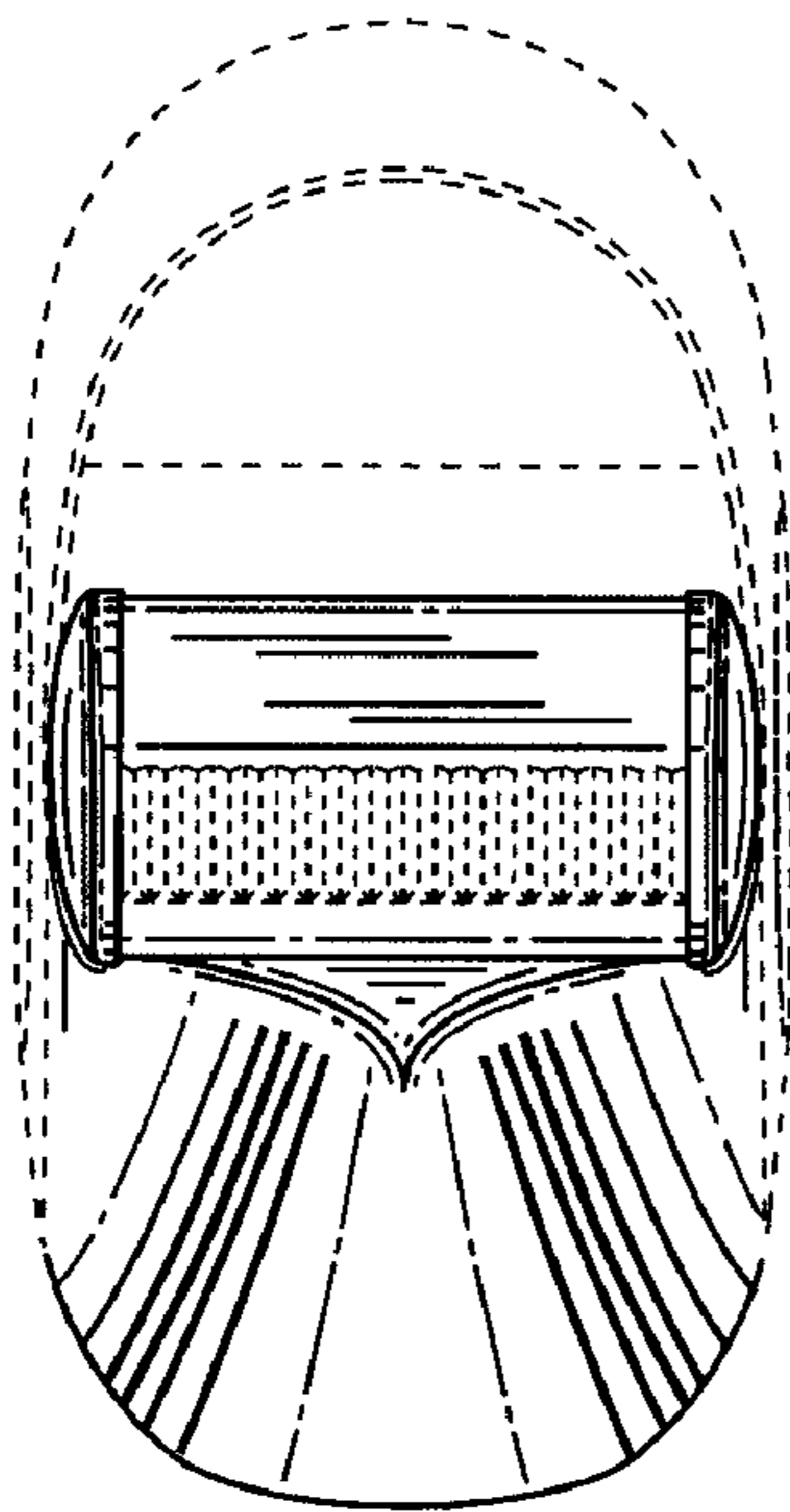


Fig. 11




Fig. 12

UNITED STATES PATENT AND TRADEMARK OFFICE
CERTIFICATE OF CORRECTION

PATENT NO. : Des. 510,951 S
APPLICATION NO. : 29/208731
DATED : October 25, 2005
INVENTOR(S) : Casey L. Carlson et al.

Page 1 of 6

It is certified that error appears in the above-identified patent and that said Letters Patent is hereby corrected as shown below:

Delete the title page and substitute therefore the attached title page.

Delete Drawing Sheets 1-4 and substitute therefore the attached Drawing Sheets 1-4.

Signed and Sealed this

Ninth Day of January, 2007

A handwritten signature in black ink on a light gray dotted background. The signature reads "Jon W. Dudas" in a cursive style.

JON W. DUDAS

Director of the United States Patent and Trademark Office

(12) **United States Design Patent** (19) Patent No.: **US D510,951 S**
 Carlson et al. (45) Date of Patent: **** Oct. 25, 2005**

(54) TAPE DISPENSER

(75) Inventors: Casey L. Carlson, Edina, MN (US);
 Daniel E. Silberg, White Bear
 Township, MN (US); Scott D. Cullheks,
 Apple Valley, MN (US)

(73) Assignee: 3M Innovative Properties Company,
 St. Paul, MN (US)

(**) Term: 14 Years

(21) Appl. No.: 29/208,731

(22) Filed: Jul 2, 2004

(51) LOC (8) Cl. 19-02
 (52) U.S. Cl. D19/69; D19/67
 (58) Field of Search D19/35, 36, 65,
 D19/75, 67-69, 89, 95, 99, 100; 225/6,
 7, 11, 19, 25, 34, 45, 56, 65, 77, 89; 156/327,
 523, 527, 577; 242/588, 588.1-588.6

(56) References Cited

U.S. PATENT DOCUMENTS

D116,599 S	9/1939	Reinecke	
D118,629 S	1/1940	Reinecke	
D144,215 S	3/1946	Preble	
D164,556 S	9/1951	Dunkin	
D170,429 S	9/1953	Reinecke	
D177,224 S	3/1956	Gershen	
D242,452 S	* 11/1976	Brown, Sr.	D19/69
4,729,518 A	* 3/1988	Mathna et al.	156/527
D315,576 S	3/1991	En	
5,083,717 A	* 1/1992	Samuelson et al.	242/588.6
D331,262 S	* 11/1992	O'Brien	D19/69
D332,629 S	* 1/1993	Oh	D19/69
D336,492 S	6/1993	Samuelson	
D342,092 S	12/1993	Samuelson	
D342,093 S	12/1993	Samuelson	
5,794,815 A	8/1998	Carlson et al.	
5,964,375 A	10/1999	Carlson et al.	
6,460,800 B1	* 10/2002	Watanabe et al.	242/588.5
D485,578 S	* 1/2004	Chandaria	D19/69

OTHER PUBLICATIONS

3M Product Pamphlet from 3M Office Supplies Division, A
 World of Difference, New Products, "Scotch® Pop-up/Roll
 Tape Combo Dispenser," p. 8, 2002, printed in USA.

(Continued)

Primary Examiner—Martie K. Holtje
 (74) Attorney, Agent, or Firm—George W. Jonas

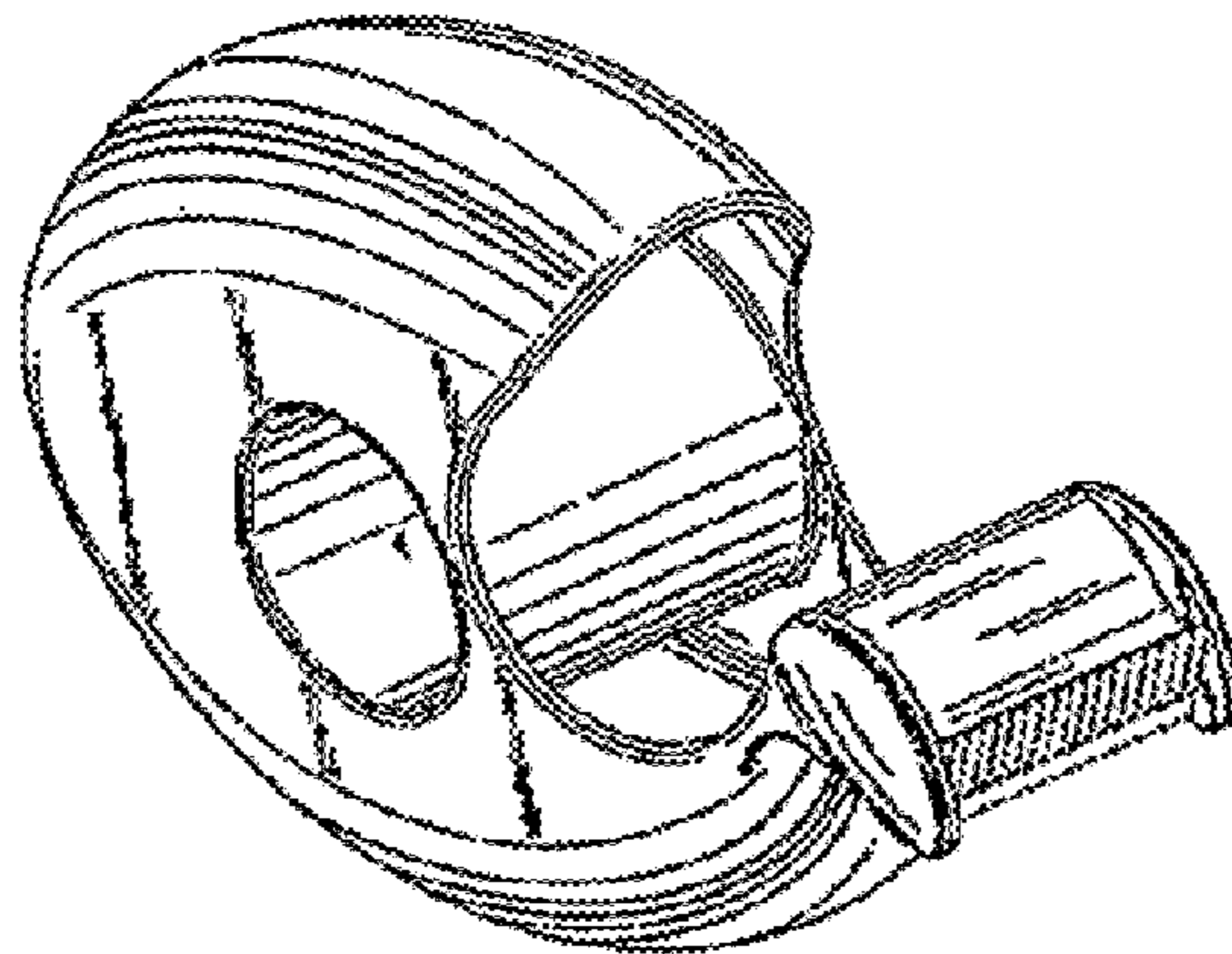
(57) CLAIM

The ornamental design for a tape dispenser, as shown and
 described.

DESCRIPTION

FIG. 1 is an isometric view of a first embodiment of a tape
 dispenser according to the present invention;
 FIG. 2 is a front view of the tape dispenser illustrated in FIG.
 1, the rear view being the mirror image thereof;
 FIG. 3 is a top view of the tape dispenser illustrated in FIG.
 1;
 FIG. 4 is a bottom view of the tape dispenser illustrated in
 FIG. 1;
 FIG. 5 is a left side view of the tape dispenser illustrated in
 FIG. 1;
 FIG. 6 is a right side view of the tape dispenser illustrated
 in FIG. 1;
 FIG. 7 is an isometric view of a second embodiment of a
 tape dispenser including cross-hatching indicating yellow or
 gold coloring according to the present invention;
 FIG. 8 is a front view of the tape dispenser illustrated in FIG.
 7, the rear view being the mirror image thereof;
 FIG. 9 is a top view of the tape dispenser illustrated in FIG.
 7;
 FIG. 10 is a bottom view of the tape dispenser illustrated in
 FIG. 7;
 FIG. 11 is a left side view of the tape dispenser illustrated in
 FIG. 7; and,
 FIG. 12 is a right side view of the tape dispenser illustrated
 in FIG. 7.

1 Claim, 4 Drawing Sheets



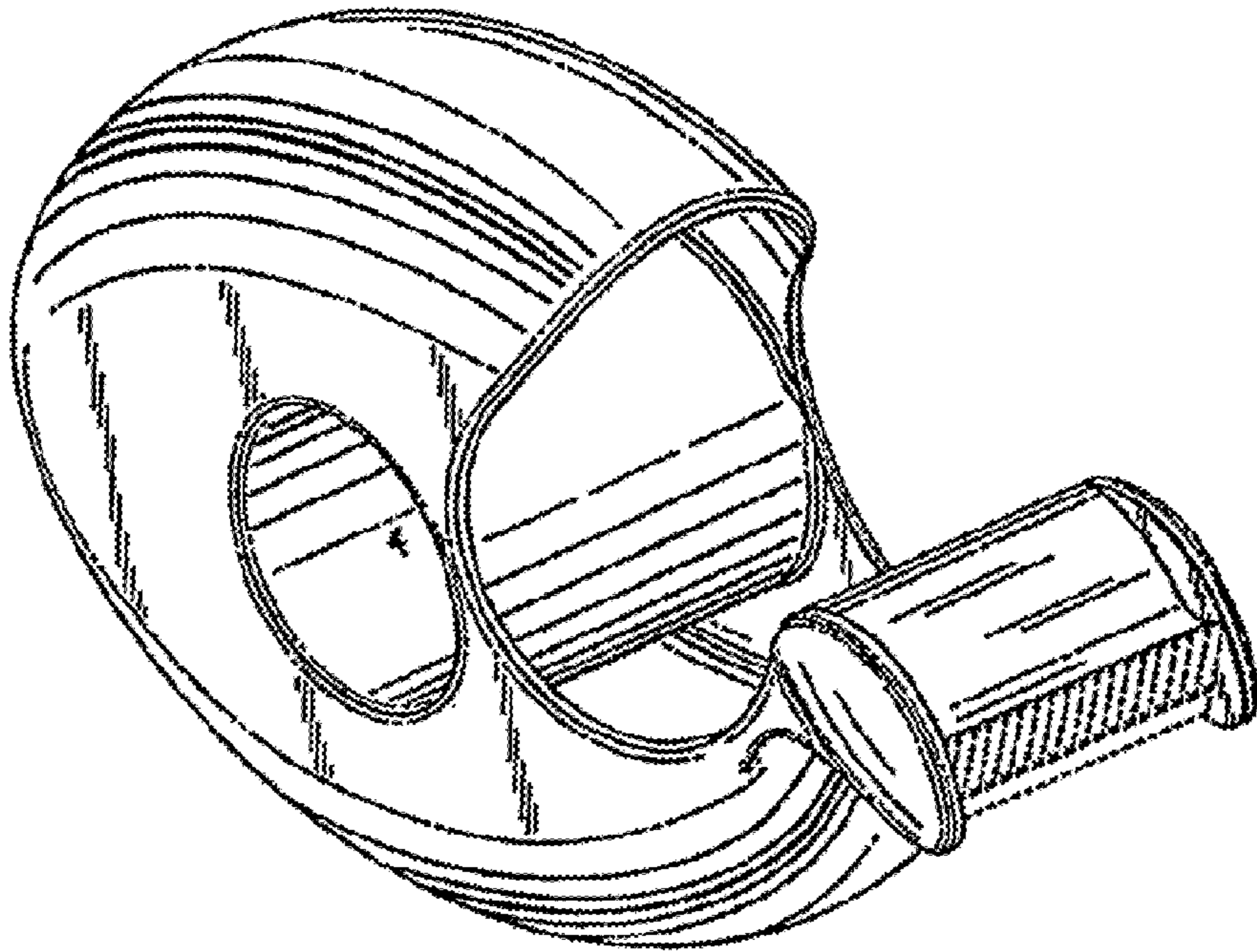


Fig. 1

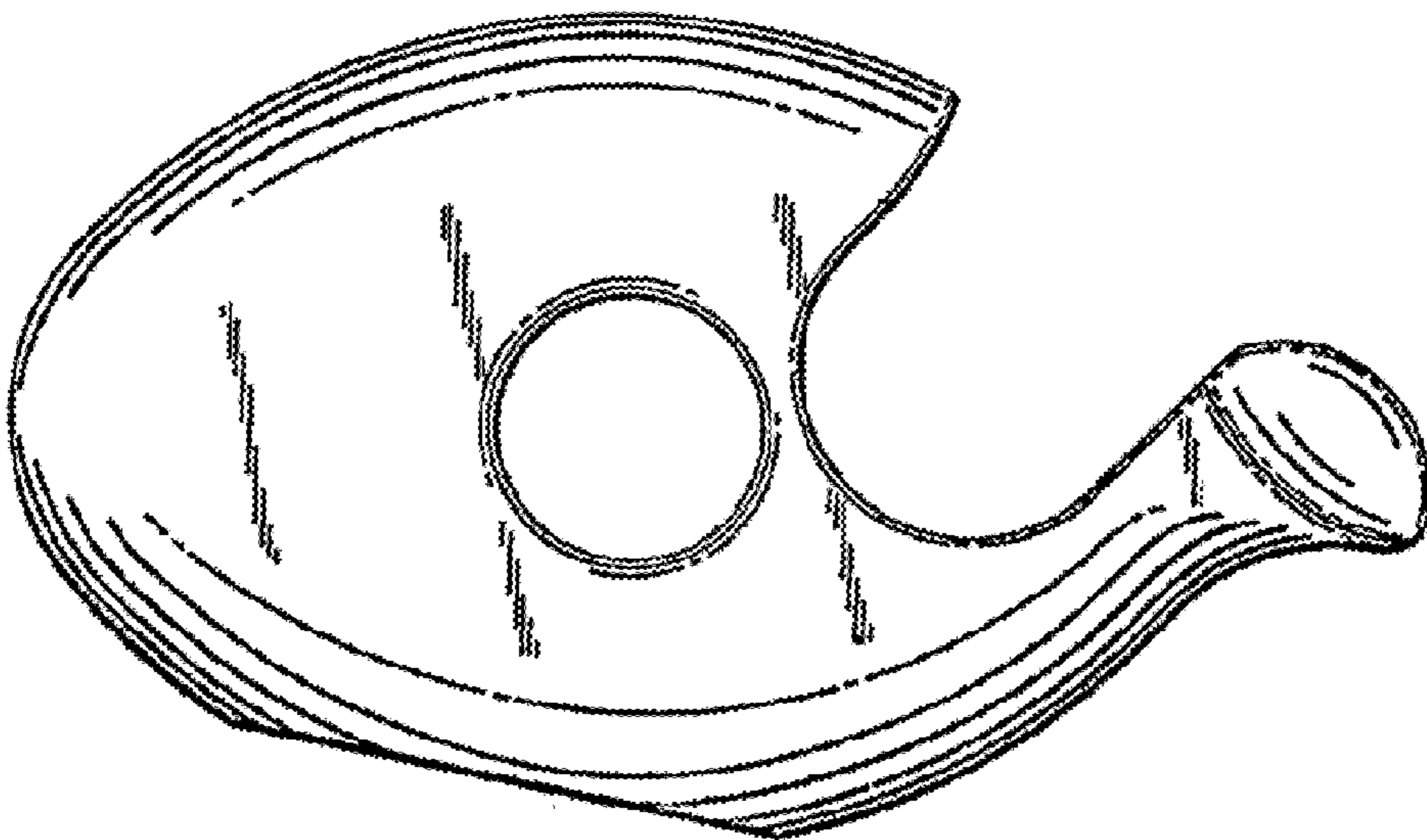


Fig. 2

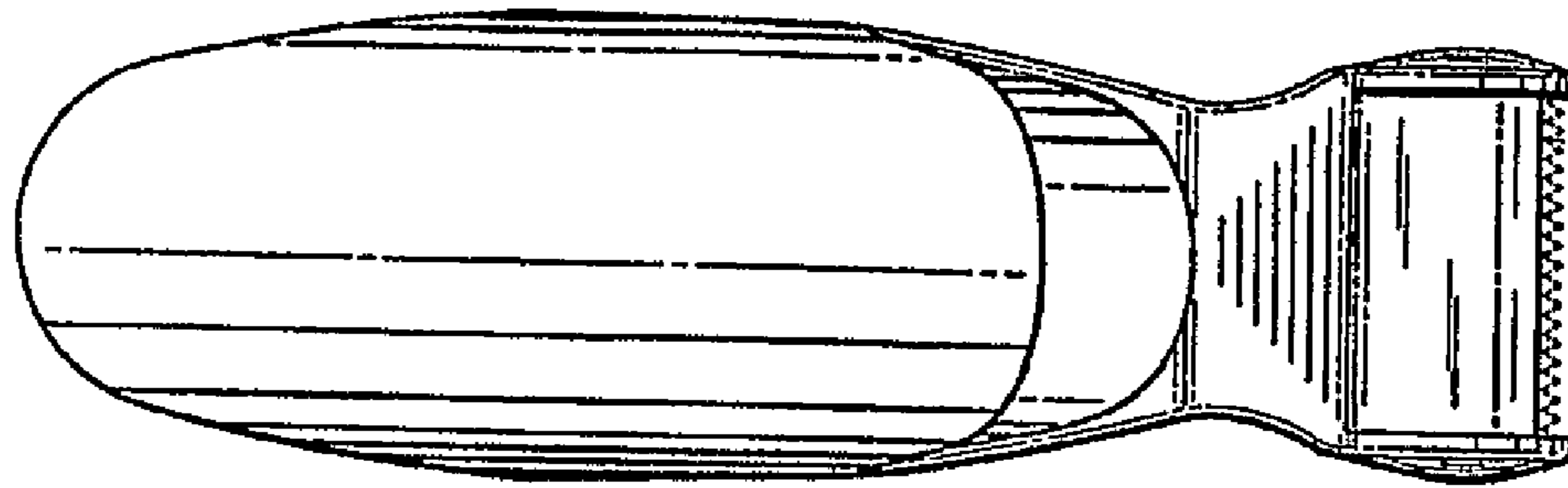


Fig. 3

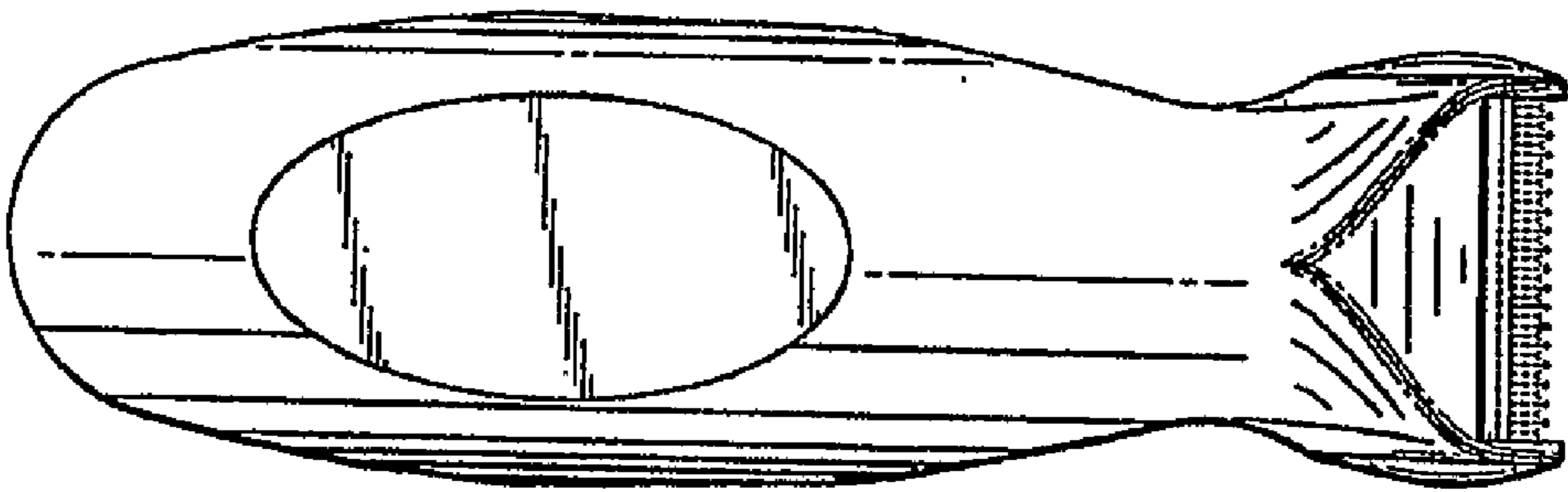


Fig. 4

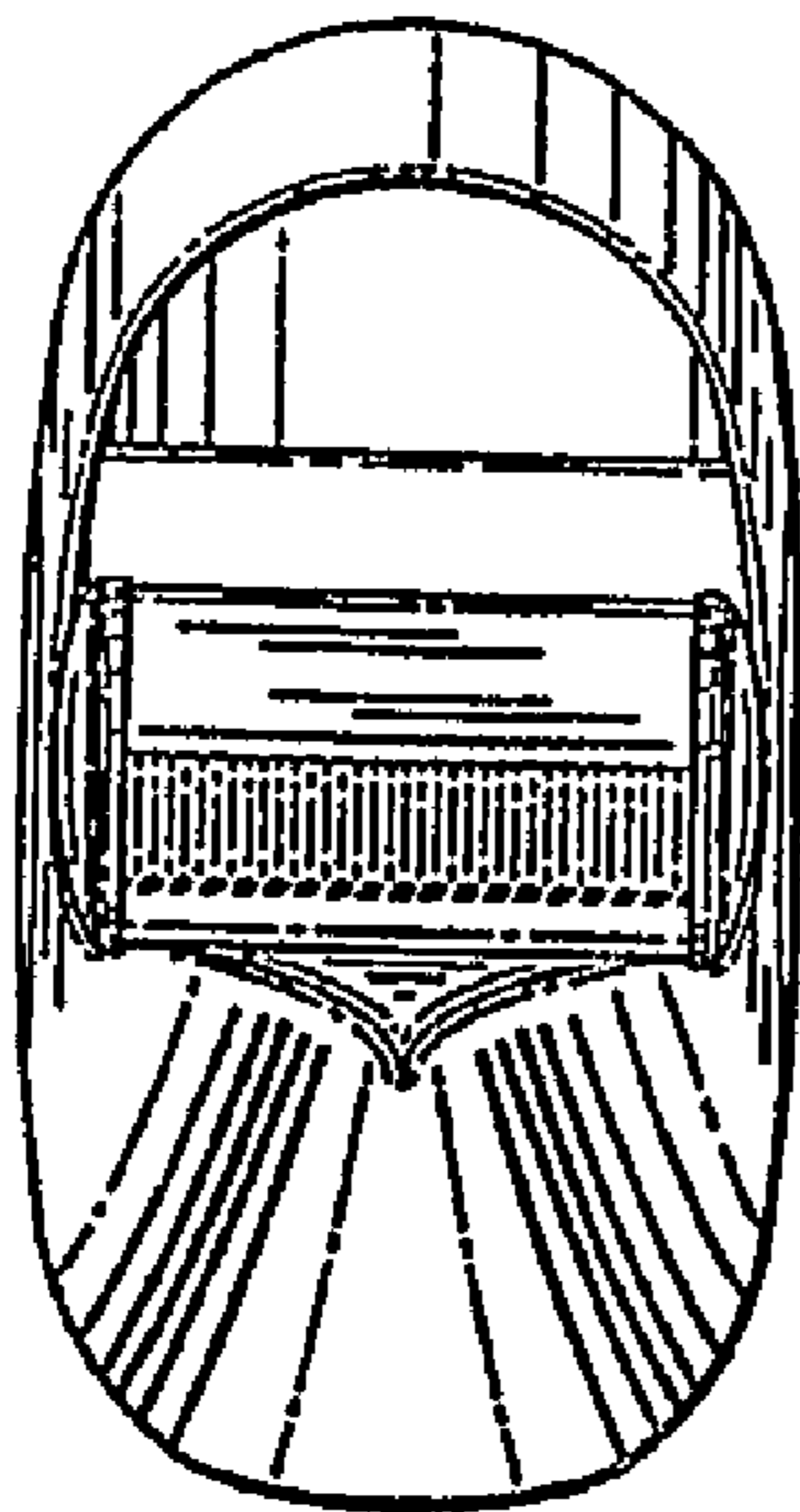


Fig. 5




Fig. 6

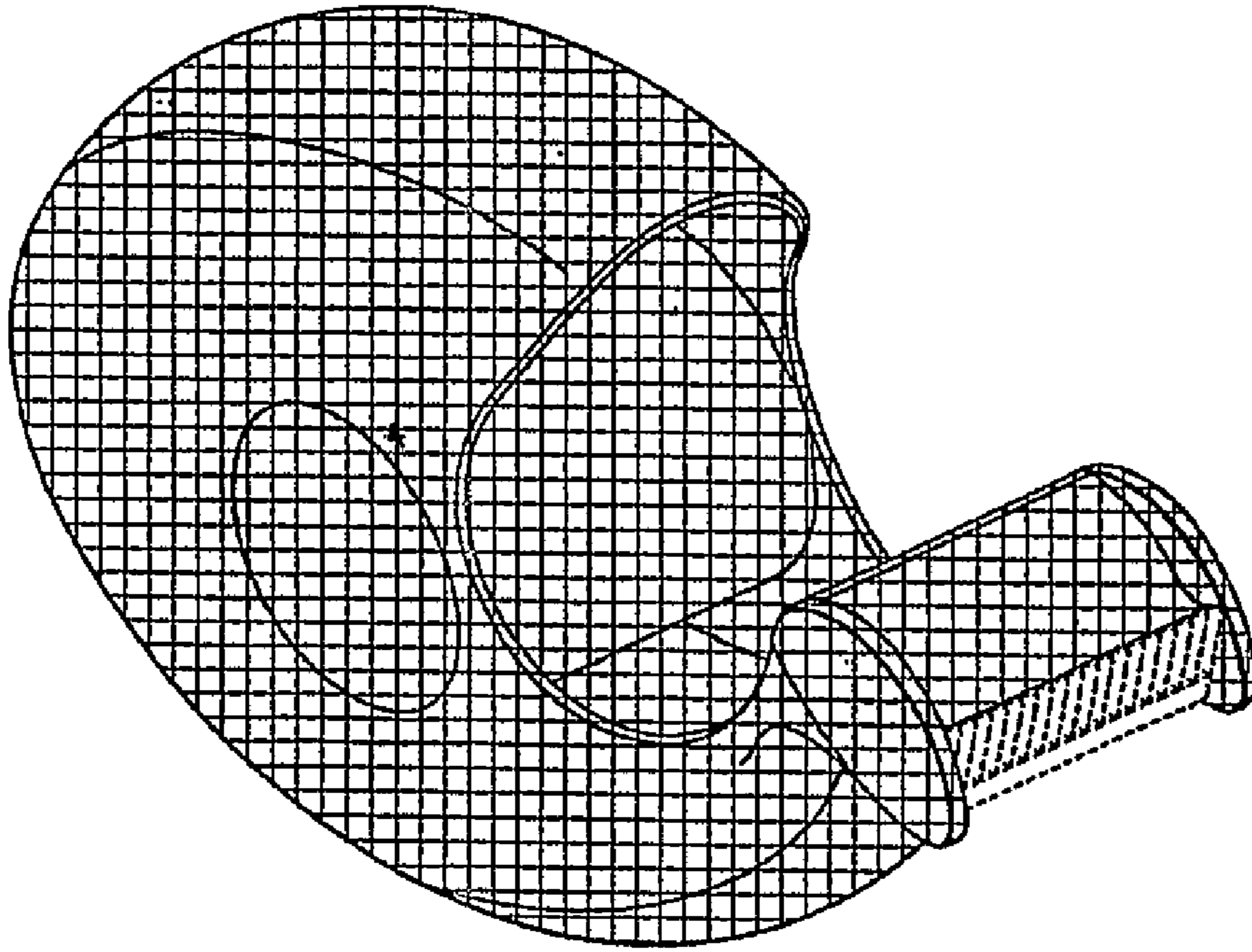


Fig. 7

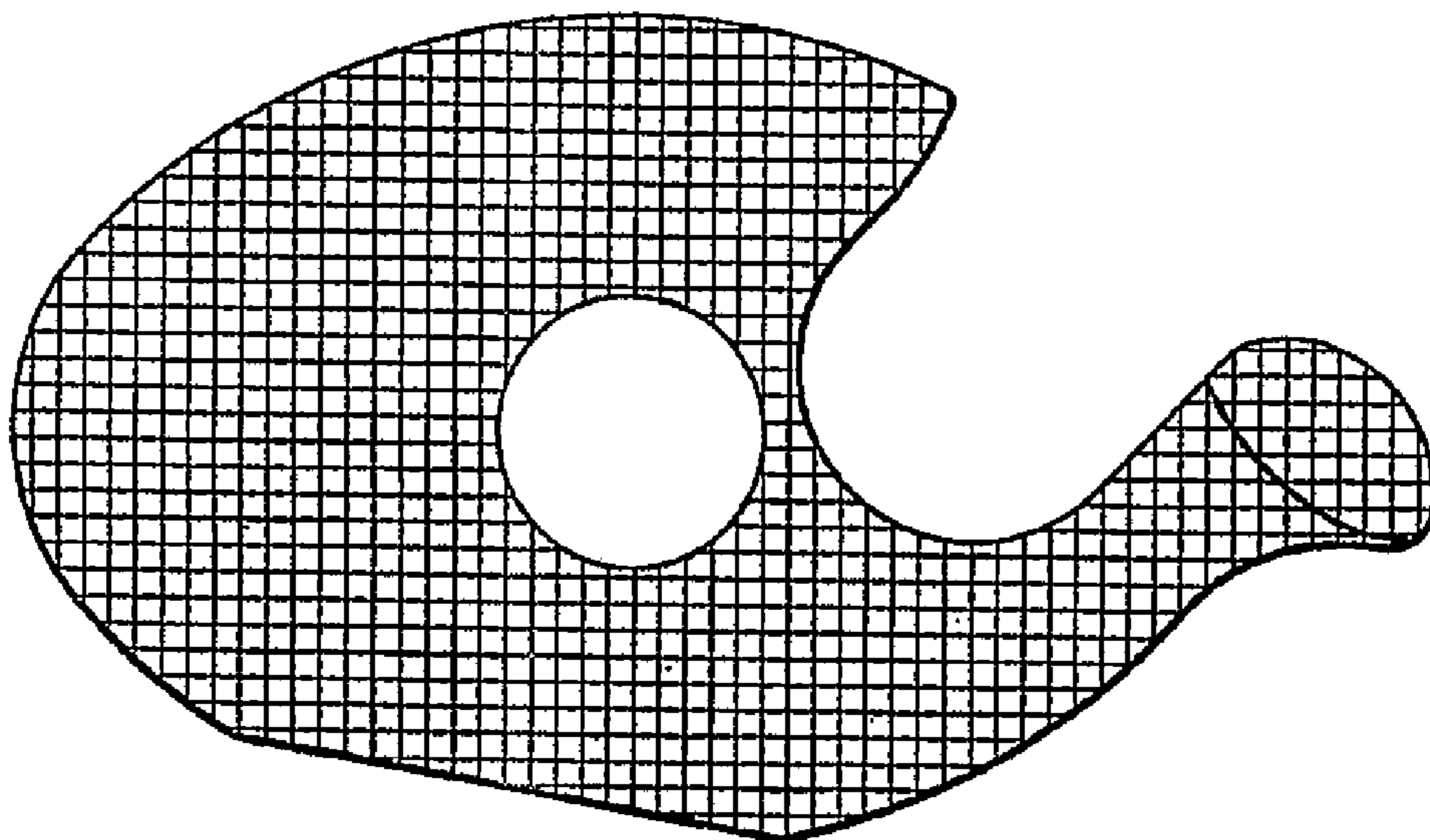


Fig. 8

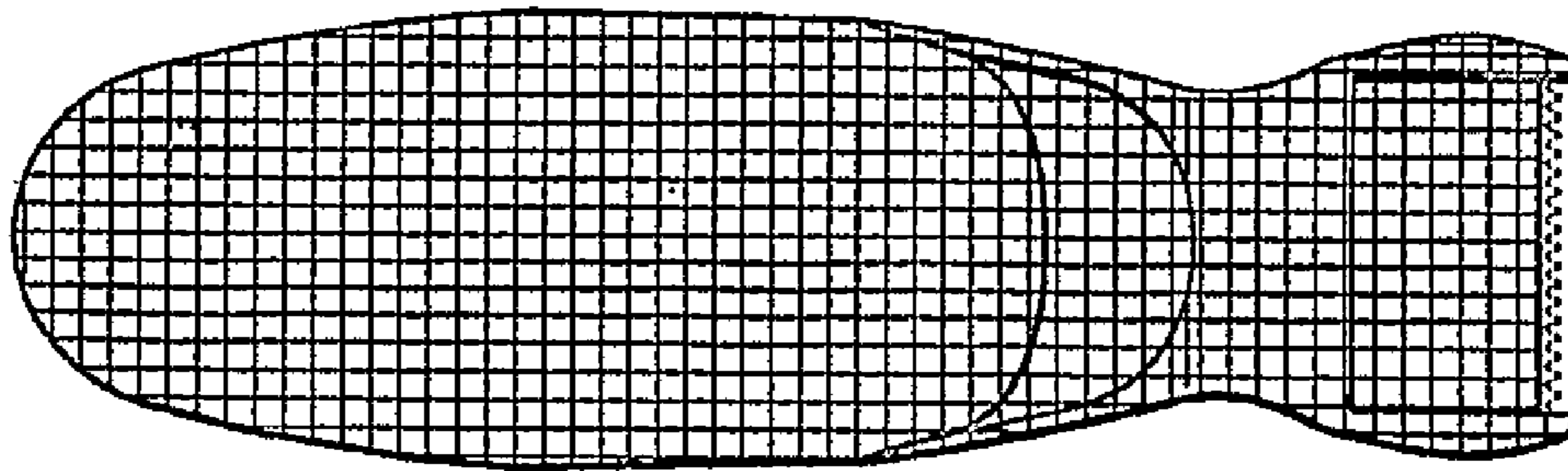


Fig. 9

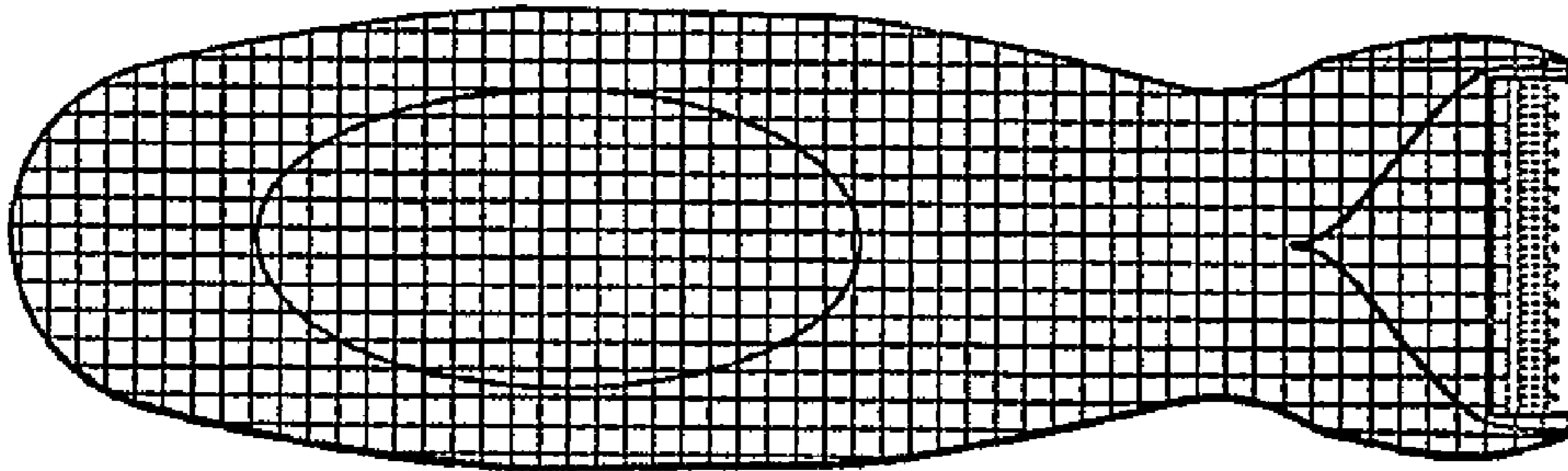


Fig. 10




Fig. 11




Fig. 12