



US00D510950S

(12) **United States Design Patent**
Eddington et al.

(10) **Patent No.: US D510,950 S**

(45) **Date of Patent: ** Oct. 25, 2005**

(54) **WRITING INSTRUMENT CAP**
(75) Inventors: **Ryan Eddington**, Dallas City, IL (US);
Alexander Benn, Stuttgart (DE)

D430,208 S * 8/2000 Veillon D19/50
D440,604 S * 4/2001 Restrepo D19/51
D441,019 S * 4/2001 Restrepo D19/56
D443,642 S * 6/2001 Tsuchikura D19/36

(73) Assignee: **Societa BIC** (FR)

* cited by examiner

(**) Term: **14 Years**

Primary Examiner—Martie K. Holtje

(74) *Attorney, Agent, or Firm*—The H.T. Than Law Group

(21) Appl. No.: **29/215,731**

(57) **CLAIM**

(22) Filed: **Oct. 22, 2004**

The ornamental design for a writing instrument cap, as shown and described.

(51) **LOC (8) Cl.** **19-06**

(52) **U.S. Cl.** **D19/57; D19/56**

(58) **Field of Search** D19/35, 36, 41–51,
D19/53–58, 81–85; 401/98, 99–110, 111–117,
202, 213, 243–247, 262; 24/10 R, 11 R,
11 P, 11 PP, 11 F, 11 M

DESCRIPTION

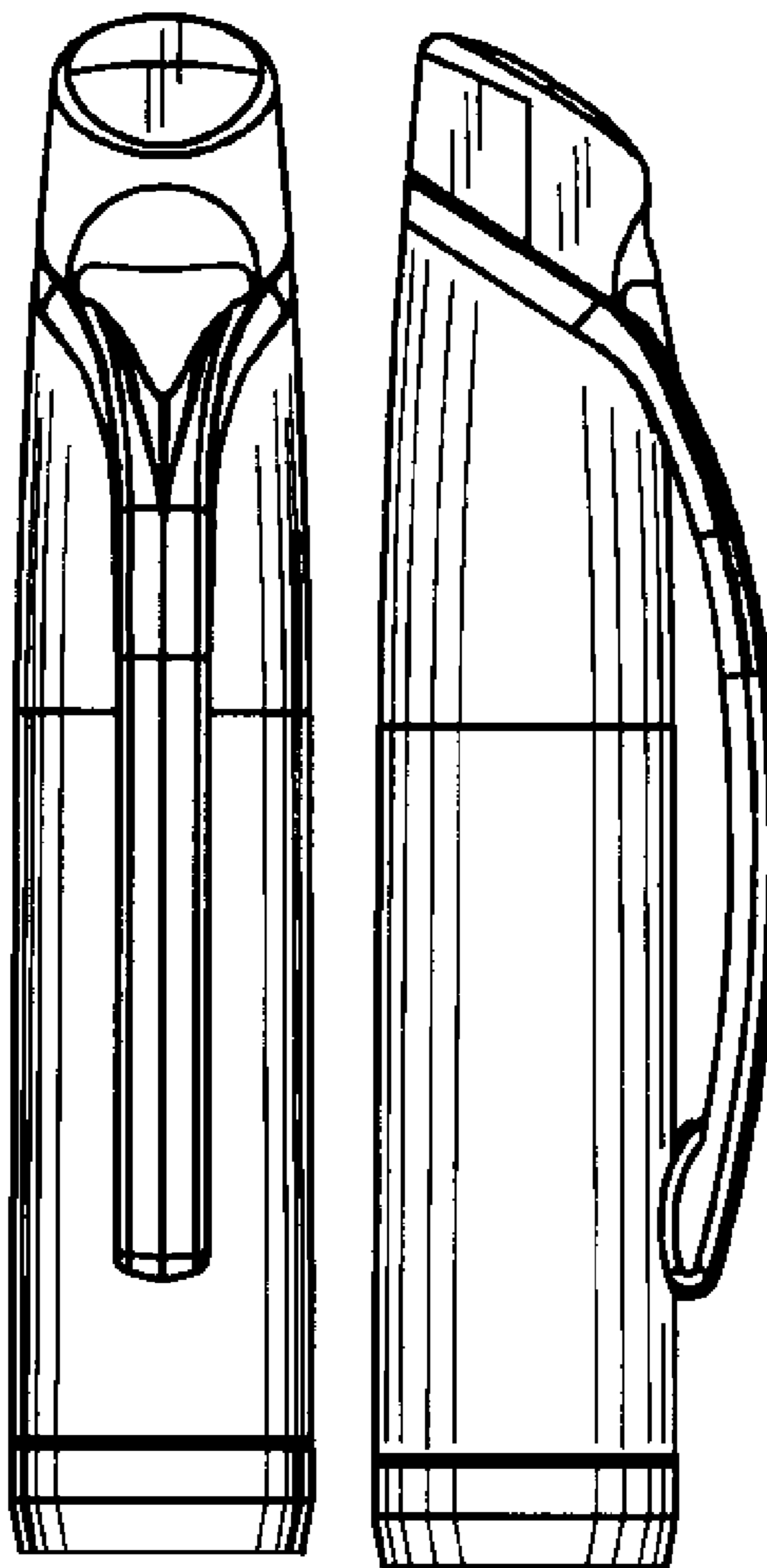
FIG. 1 is a perspective view of an ornamental design for a writing instrument cap according to the present invention; FIG. 2 is a front elevational view thereof; FIG. 3 is a rear elevational view thereof; FIG. 4 is a right side elevational view thereof; FIG. 5 is a left side elevational view thereof; FIG. 6 is a top plan view thereof; and, FIG. 7 is a bottom plan view thereof.

(56) **References Cited**

U.S. PATENT DOCUMENTS

D342,546 S * 12/1993 Song D19/50
D354,985 S * 1/1995 Hong D19/50

1 Claim, 1 Drawing Sheet



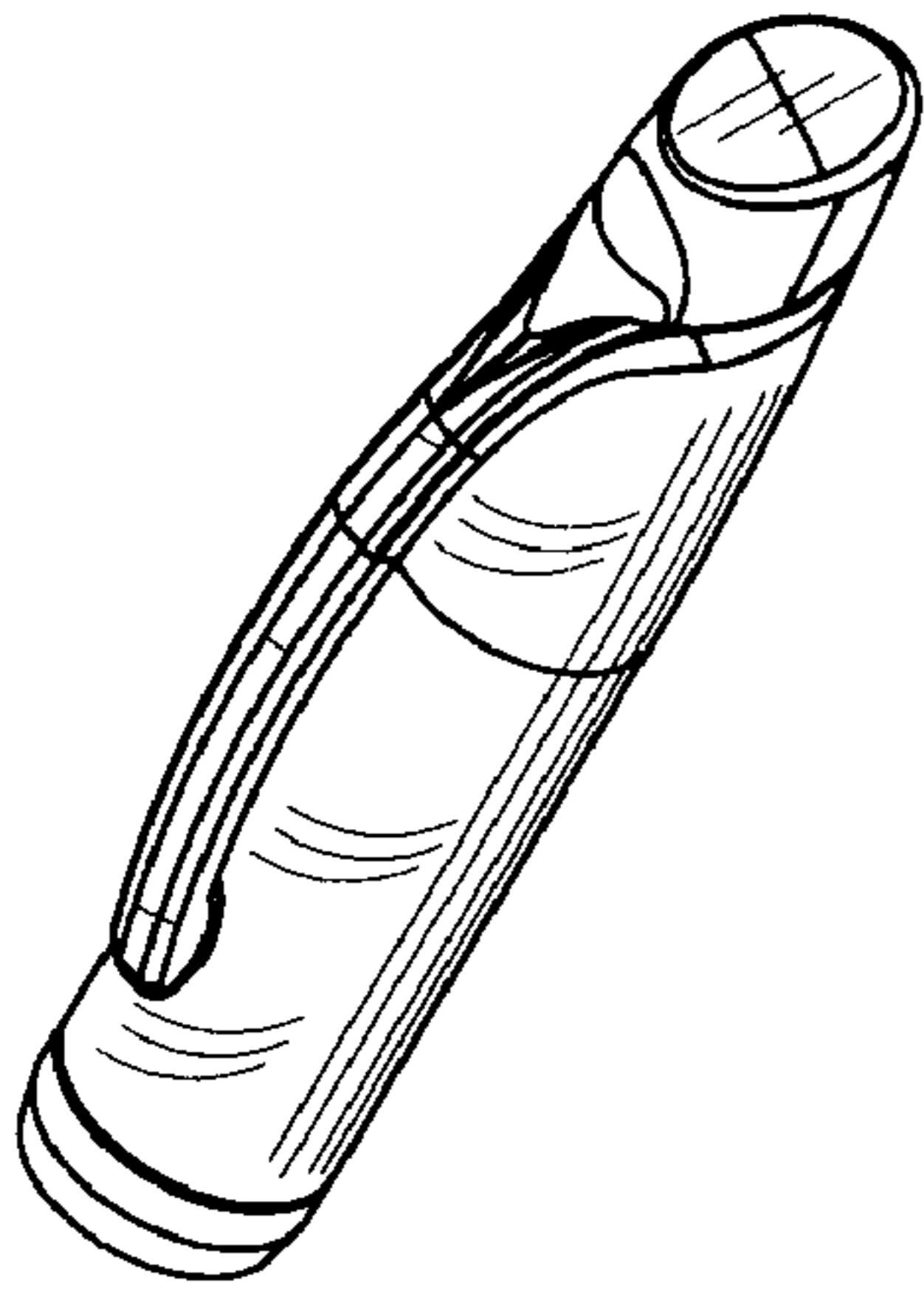


Fig. 1



Fig. 2

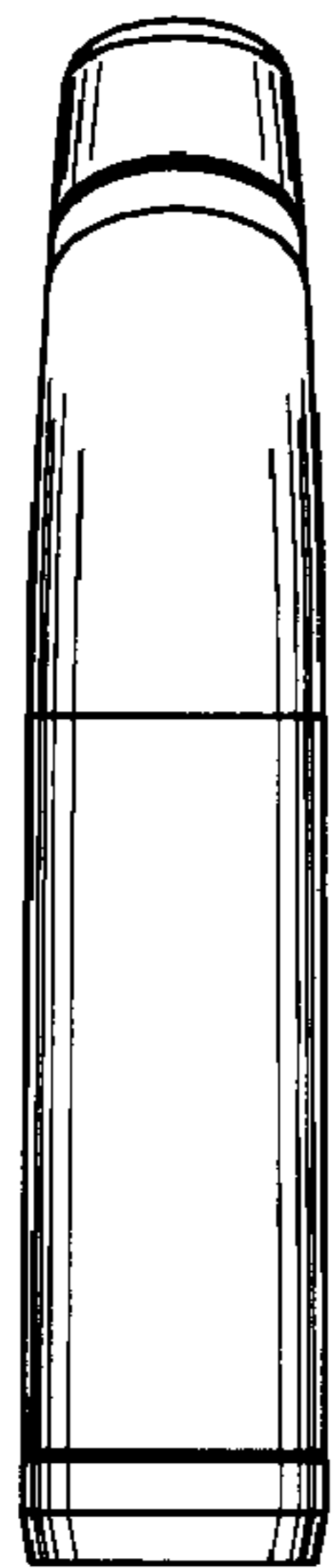


Fig. 3



Fig. 4

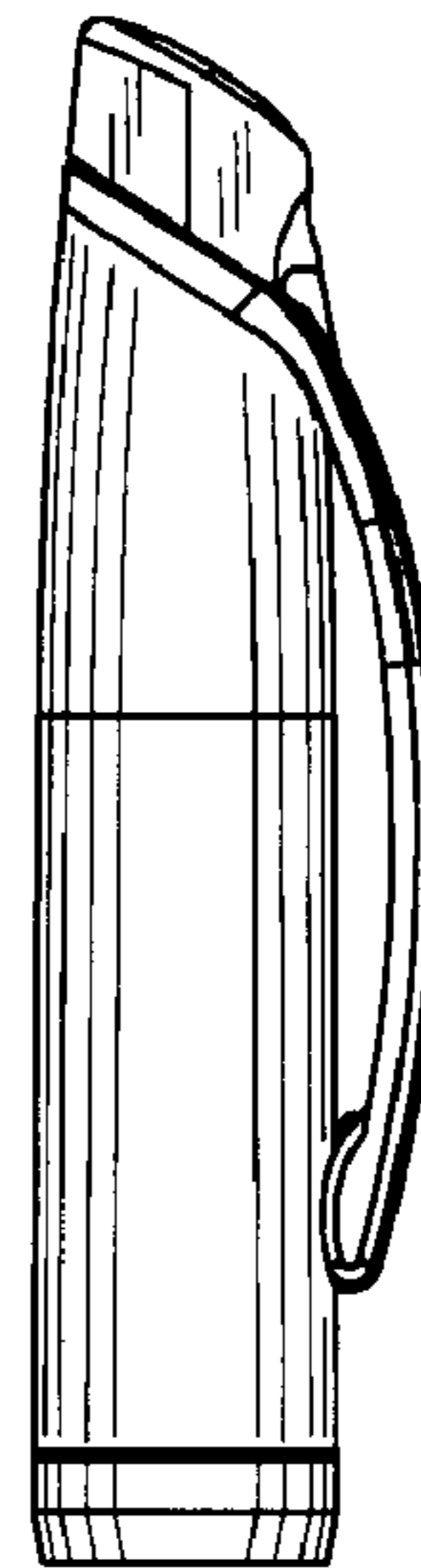


Fig. 5

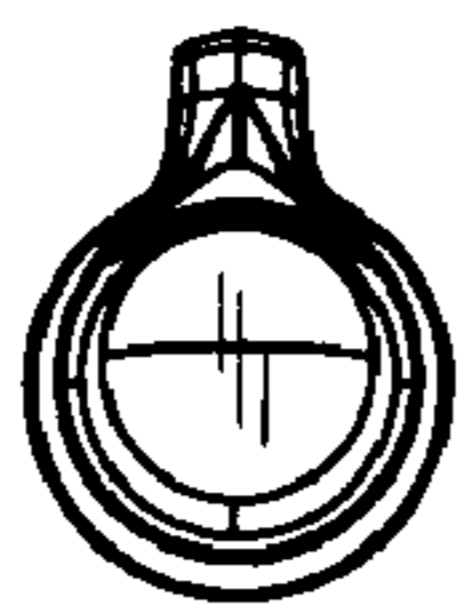


Fig. 6



Fig. 7