



US00D510924S

(12) **United States Design Patent**
Lee et al.

(10) **Patent No.: US D510,924 S**
(45) **Date of Patent: ** Oct. 25, 2005**

(54) **CELLULAR PHONE**

(75) Inventors: **Ki-Eon Lee**, Seoul (KR); **Chang-Hwan Hwang**, Goyang-si (KR); **Nam-Mi Kim**, Seoul (KR)

(73) Assignee: **Samsung Electronics Co., Ltd.** (KR)

(**) Term: **14 Years**

(21) Appl. No.: **29/217,052**

(22) Filed: **Nov. 12, 2004**

(30) **Foreign Application Priority Data**

Jun. 1, 2004 (KR) 30-2004-0016196

(51) **LOC (8) Cl.** **14-03**

(52) **U.S. Cl.** **D14/138**

(58) **Field of Search** D14/137, 138,
D14/147-148, 247-248, 144, 341-347;
379/433.01-433.13, 434; 455/550.1-90.3,
575.3, 566, 575.1; D21/517; 345/169

(56) **References Cited**

U.S. PATENT DOCUMENTS

- D429,707 S * 8/2000 Park D14/138
- D450,672 S * 11/2001 Arbisi et al. D14/138
- D465,466 S * 11/2002 Hyun D14/138
- D476,968 S * 7/2003 Yokoyama D14/138
- D477,294 S * 7/2003 Ikeda et al. D14/138
- D477,296 S * 7/2003 Minamide D14/138
- D485,818 S * 1/2004 Yabe et al. D14/138
- D486,810 S * 2/2004 Chung D14/138

- D487,444 S * 3/2004 Yoon D14/138
- D488,788 S * 4/2004 Chan D14/138
- D489,699 S * 5/2004 Hwang et al. D14/138
- D496,018 S * 9/2004 Koo et al. D14/138
- D498,220 S * 11/2004 Park D14/138
- D498,468 S * 11/2004 Seo D14/138
- D501,458 S * 2/2005 Kim et al. D14/138
- D501,657 S * 2/2005 Kim D14/138
- D501,837 S * 2/2005 Kim et al. D14/138
- 2002/0006809 A1 * 1/2002 Kubo et al. 455/550
- 2003/0203747 A1 * 10/2003 Nagamine 455/575.3

* cited by examiner

Primary Examiner—Jeffrey Asch

(74) *Attorney, Agent, or Firm*—Cantor Colburn LLP

(57) **CLAIM**

We claim, the ornamental design for a cellular phone, as shown and described.

DESCRIPTION

FIG. 1 is a top and front perspective view of a cellular phone, showing our new design;
 FIG. 2 is a front elevational view thereof;
 FIG. 3 is a rear elevational view thereof;
 FIG. 4 is a left side elevational view thereof;
 FIG. 5 is a right side elevational view thereof;
 FIG. 6 is a top elevational view thereof;
 FIG. 7 is a bottom elevational view thereof; and,
 FIG. 8 is a front perspective view thereof, the cellular phone being in an alternate position.

1 Claim, 3 Drawing Sheets

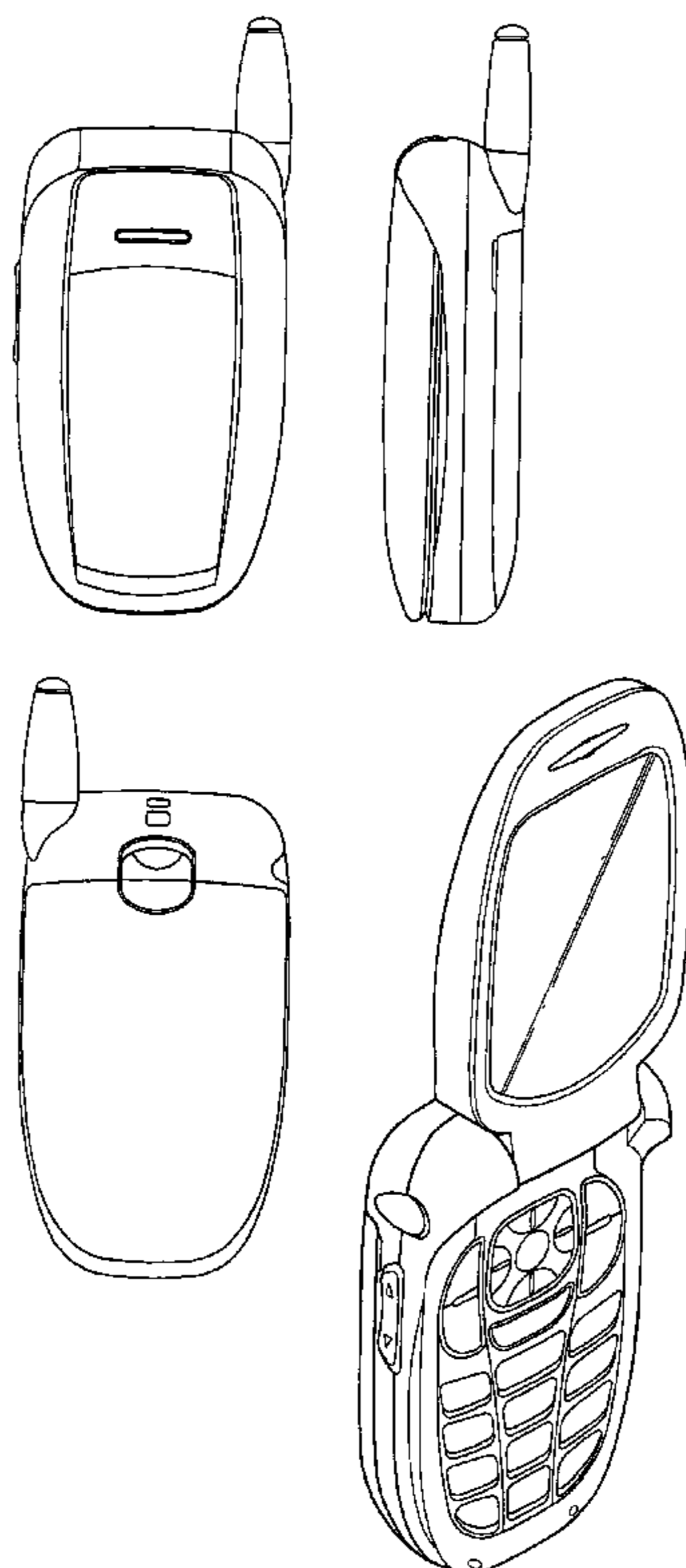


FIG. 1

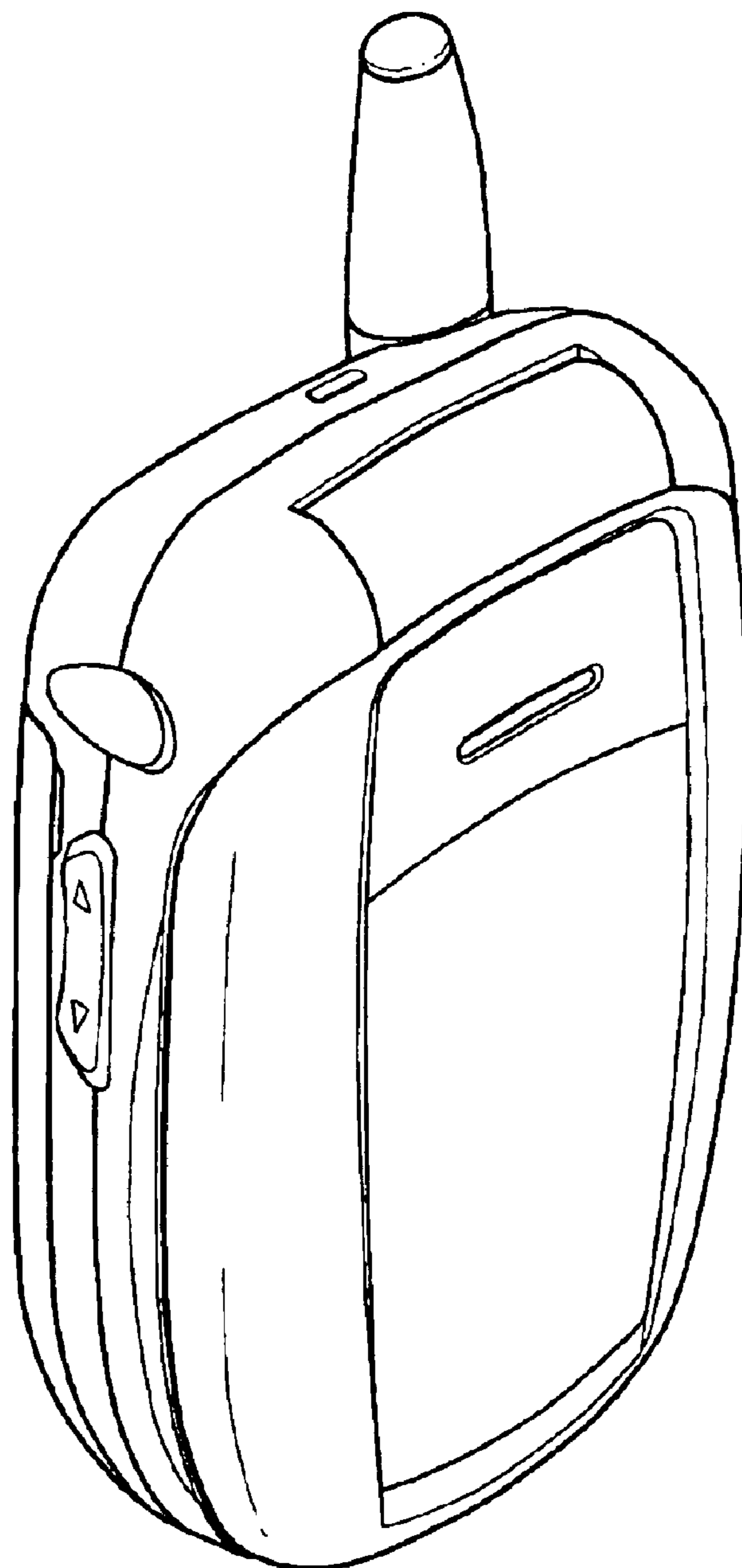


FIG. 2

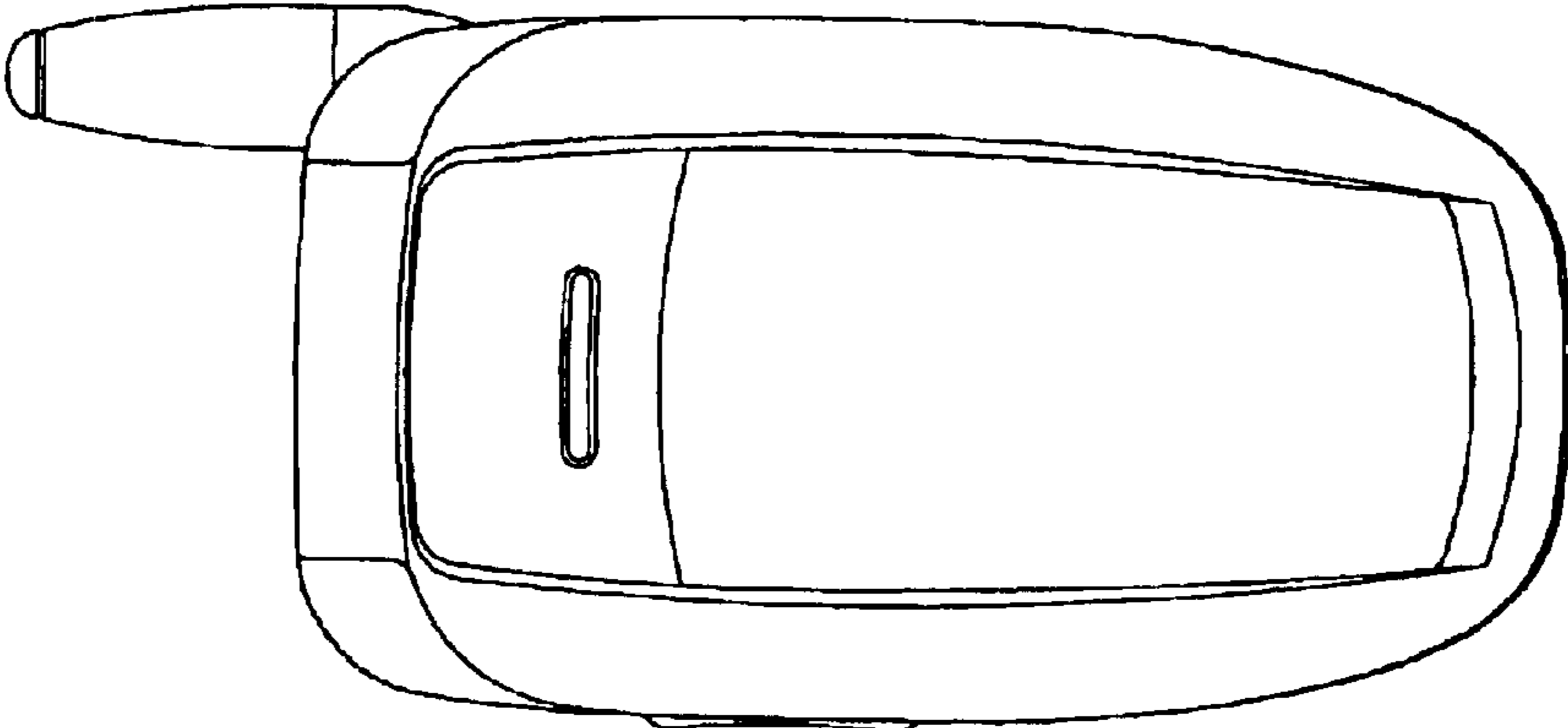


FIG. 3

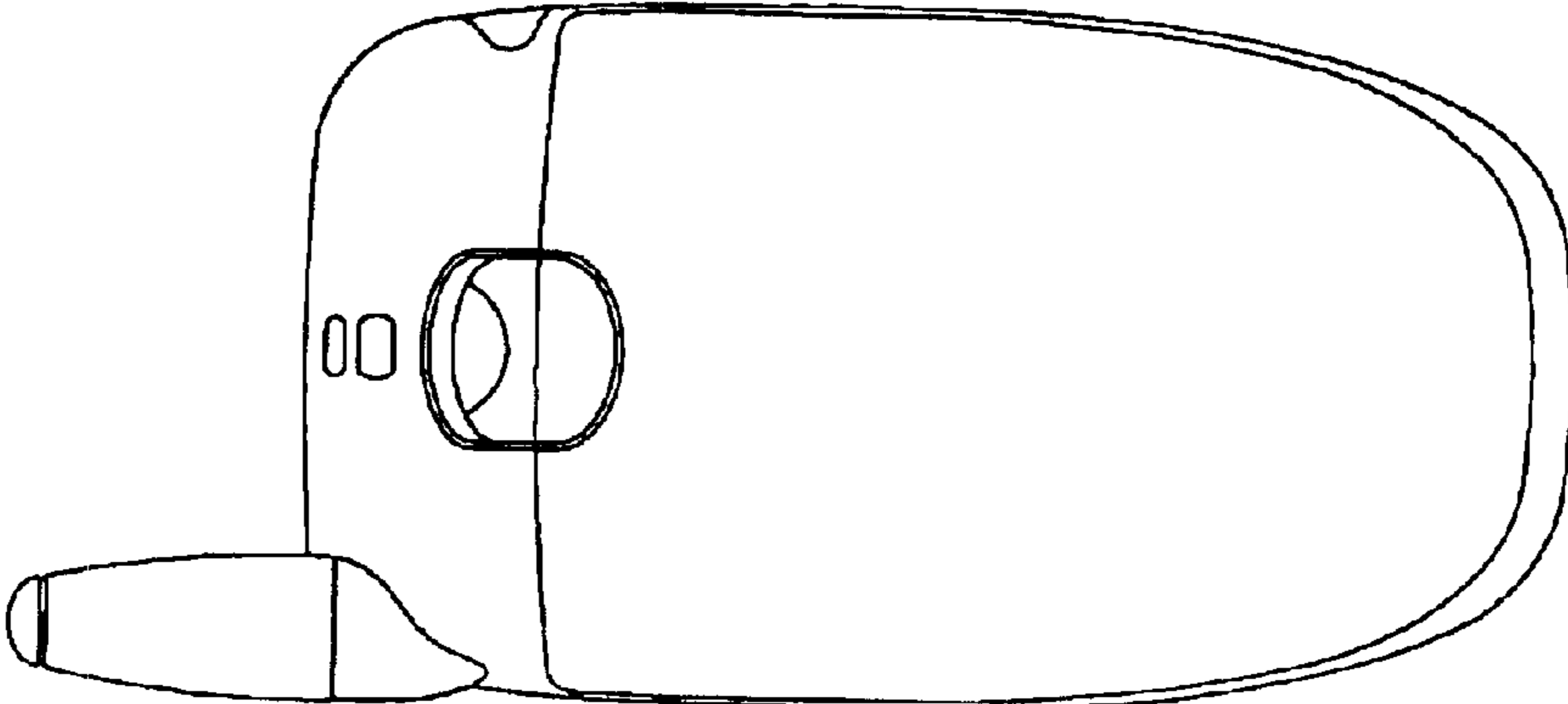


FIG. 4

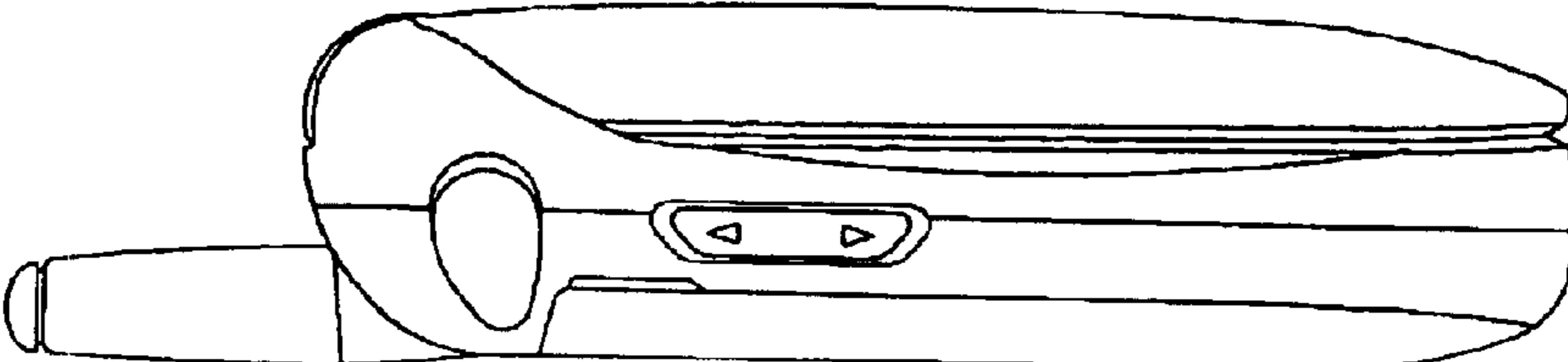


FIG. 5

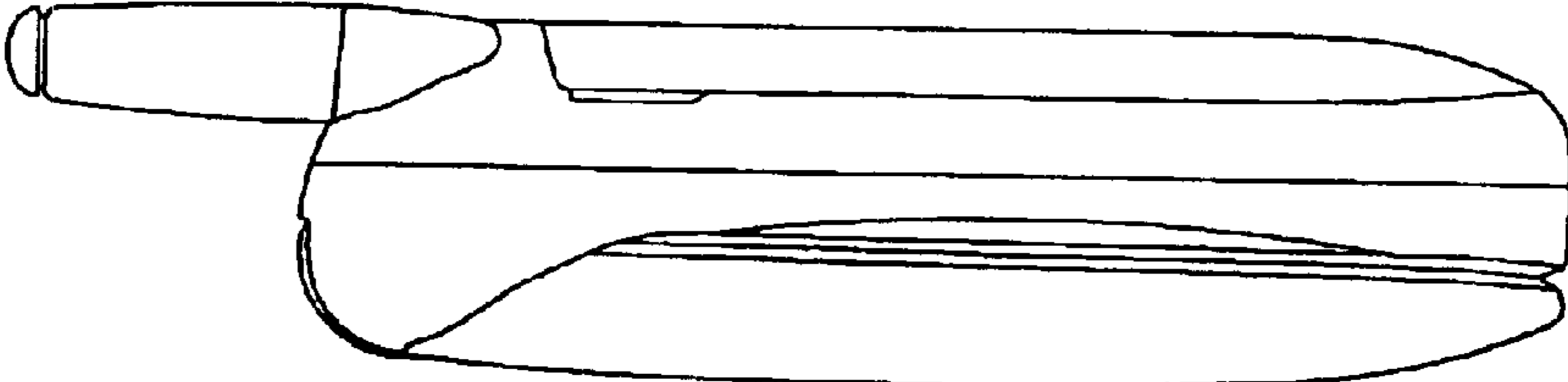


FIG. 8

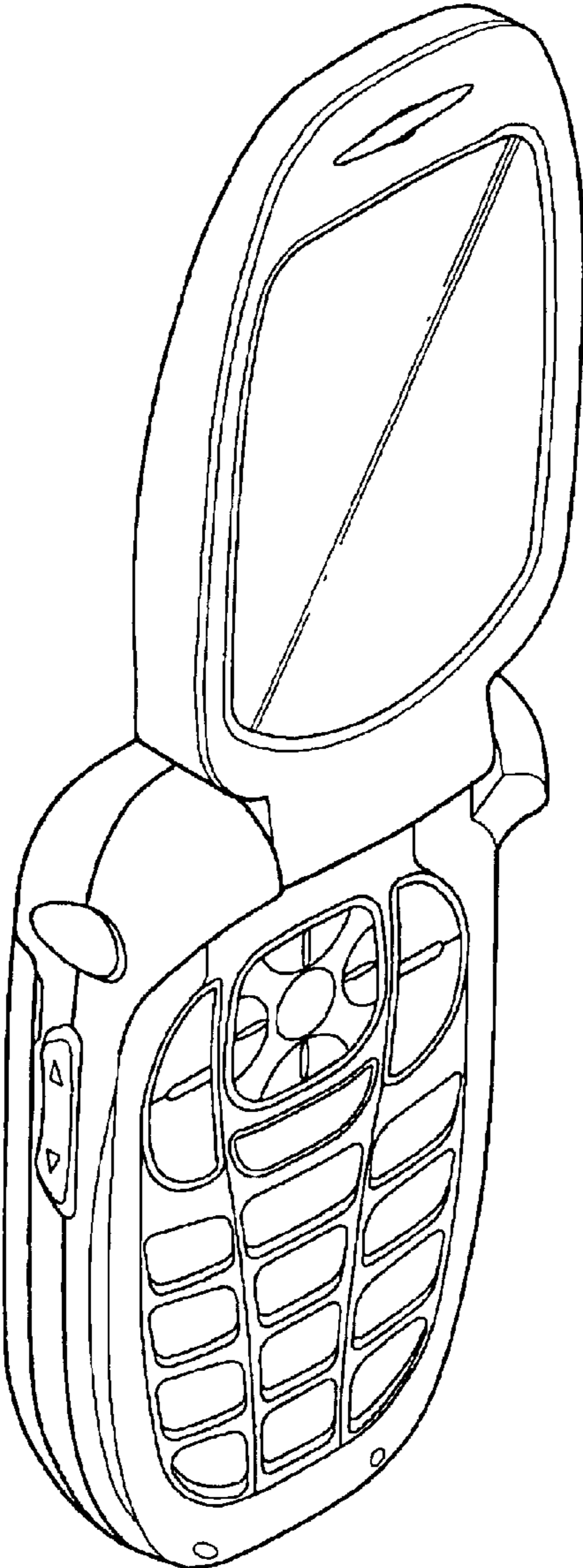


FIG. 6

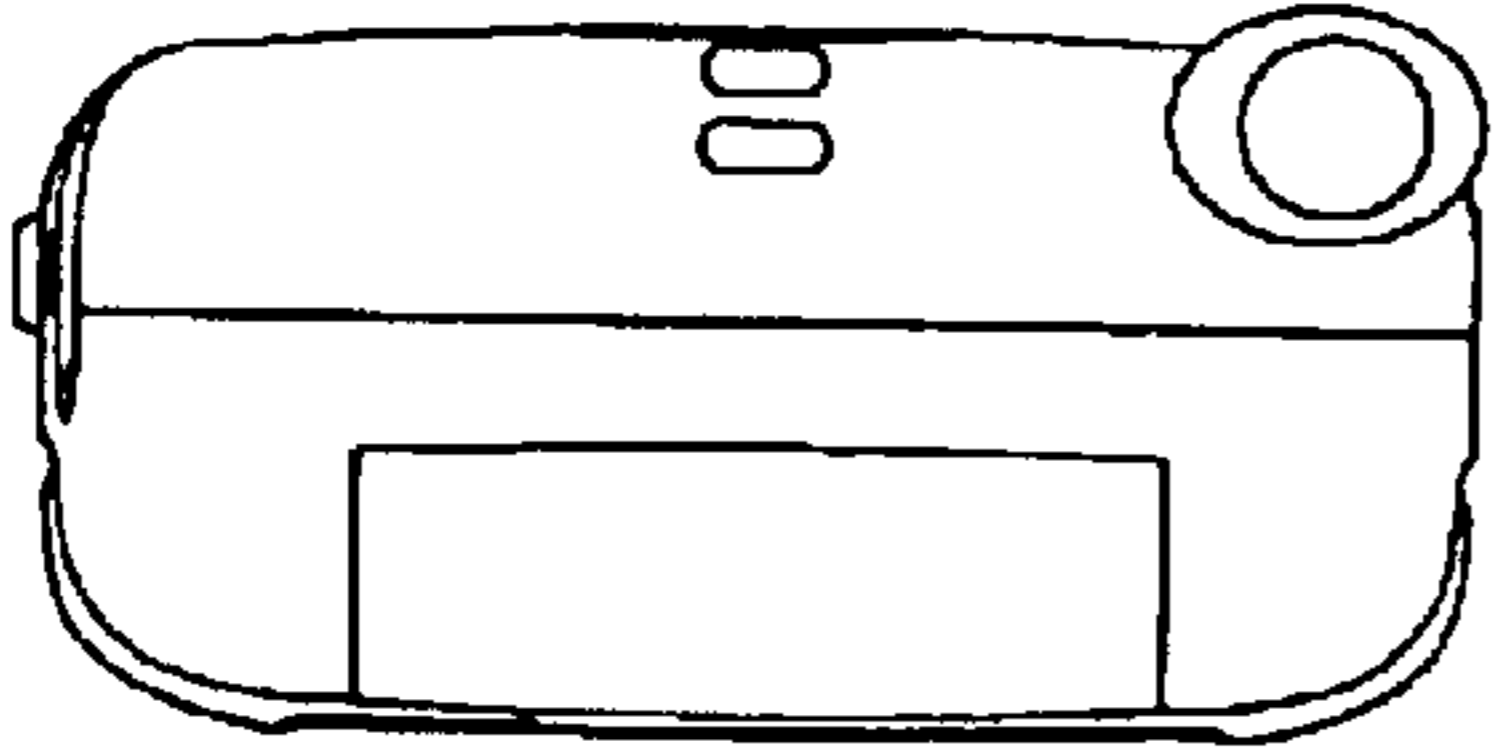


FIG. 7

