

US00D510923S

(12) **United States Design Patent**  
**Okamatsu**

(10) **Patent No.:** **US D510,923 S**

(45) **Date of Patent:** **\*\* Oct. 25, 2005**

(54) **MOBILE PHONE**

(75) **Inventor:** **Taro Okamatsu, Osaka (JP)**

(73) **Assignees:** **Sanyo Electric Co., Ltd, Osaka (JP);**  
**Sanyo Telecommunications Co., Ltd.,**  
**Osaka (JP)**

(\*\*) **Term:** **14 Years**

(21) **Appl. No.:** **29/210,151**

(22) **Filed:** **Jul. 27, 2004**

(51) **LOC (8) Cl.** ..... **14-03**

(52) **U.S. Cl.** ..... **D14/138**

(58) **Field of Search** ..... D14/137, 138,  
D14/147-148, 247-248, 144, 341-347;  
379/433.01-433.13, 434; 455/550.1-90.3,  
575.3, 566, 575.1; D21/517

(56) **References Cited**

**U.S. PATENT DOCUMENTS**

D447,128 S	*	8/2001	Lee et al.	.....	D14/138
D455,414 S	*	4/2002	Lee et al.	.....	D14/138
D459,329 S	*	6/2002	Suzuki et al.	.....	D14/138
D463,386 S	*	9/2002	Chun et al.	.....	D14/138
D469,070 S	*	1/2003	Lee	.....	D14/138
D474,168 S	*	5/2003	Wang et al.	.....	D14/138
D476,635 S	*	7/2003	Nagai et al.	.....	D14/138
D477,296 S	*	7/2003	Minamide	.....	D14/138
D477,581 S	*	7/2003	Iijima et al.	.....	D14/138
D481,697 S	*	11/2003	Rausch et al.	.....	D14/138
D485,818 S	*	1/2004	Yabe et al.	.....	D14/138
D487,071 S	*	2/2004	Hotta et al.	.....	D14/138
D487,736 S	*	3/2004	Okada et al.	.....	D14/138
D488,791 S	*	4/2004	Honda et al.	.....	D14/138
D489,699 S	*	5/2004	Hwang et al.	.....	D14/138
D490,792 S	*	6/2004	Lee	.....	D14/138
D491,546 S	*	6/2004	Tien et al.	.....	D14/138
D491,906 S	*	6/2004	Okamatsu	.....	D14/138
D491,907 S	*	6/2004	Ogawa	.....	D14/138
D494,946 S	*	8/2004	Rausch et al.	.....	D14/138

D496,016 S	*	9/2004	Hoo	.....	D14/138
D496,019 S	*	9/2004	Okada et al.	.....	D14/138
D498,222 S	*	11/2004	Liang	.....	D14/138
D500,481 S	*	1/2005	Kim et al.	.....	D14/138
D501,457 S	*	2/2005	Lee et al.	.....	D14/138
2003/0030624 A1	*	2/2003	Aoyama	.....	345/168
2004/0005916 A1	*	1/2004	Choi	.....	455/575.3
2004/0058714 A1	*	3/2004	Sawamura	.....	455/566
2004/0082367 A1	*	4/2004	Nakanishi et al.	.....	455/566
2004/0132513 A1	*	7/2004	Taneda et al.	.....	455/575.3
2004/0203536 A1	*	10/2004	Chao et al.	.....	455/90.3
2004/0204145 A1	*	10/2004	Nagatomo	.....	455/566

**FOREIGN PATENT DOCUMENTS**

JP	D1153259	*	9/2002
JP	1158252	*	11/2002
JP	D1167658	*	3/2003
JP	1174907	*	6/2003
JP	D1183170	*	8/2003
JP	D1191824	*	10/2003
JP	D1190601	*	11/2003

\* cited by examiner

*Primary Examiner*—Jeffrey Asch

(74) *Attorney, Agent, or Firm*—Darby & Darby

(57) **CLAIM**

I claim the ornamental design for a mobile phone, as shown.

**DESCRIPTION**

FIG. 1 is a top, front, and right side perspective view of my new design for a mobile phone in the open position;  
FIG. 2 is a top, front, and right side perspective view of my new design for a mobile phone in the closed position;  
FIG. 3 is a front elevation view thereof;  
FIG. 4 is a rear elevation view thereof;  
FIG. 5 is a top plan view thereof;  
FIG. 6 is a bottom plan view thereof;  
FIG. 7 is a left side elevation view thereof; and,  
FIG. 8 is a right side elevation view thereof.

**1 Claim, 2 Drawing Sheets**

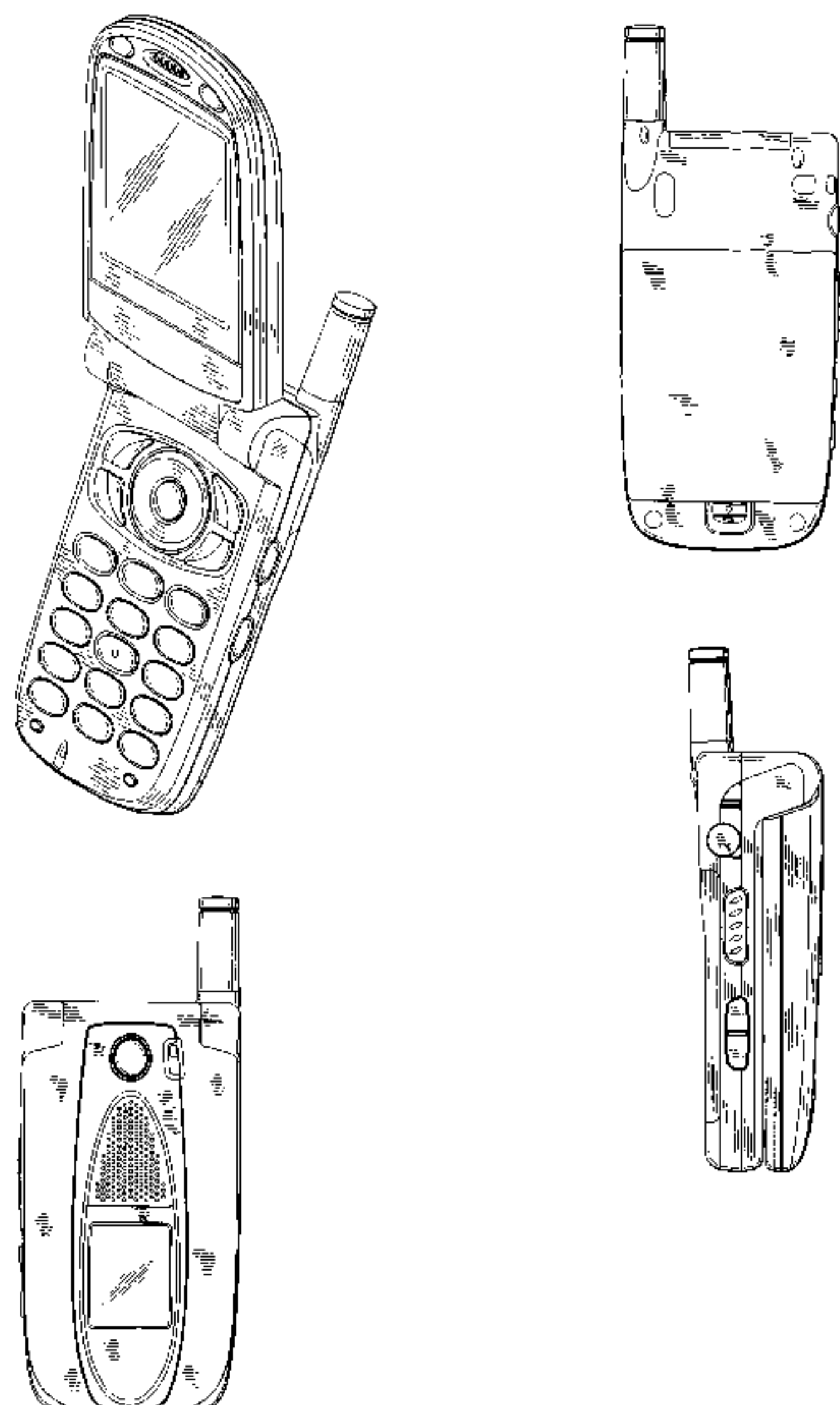


FIG.1

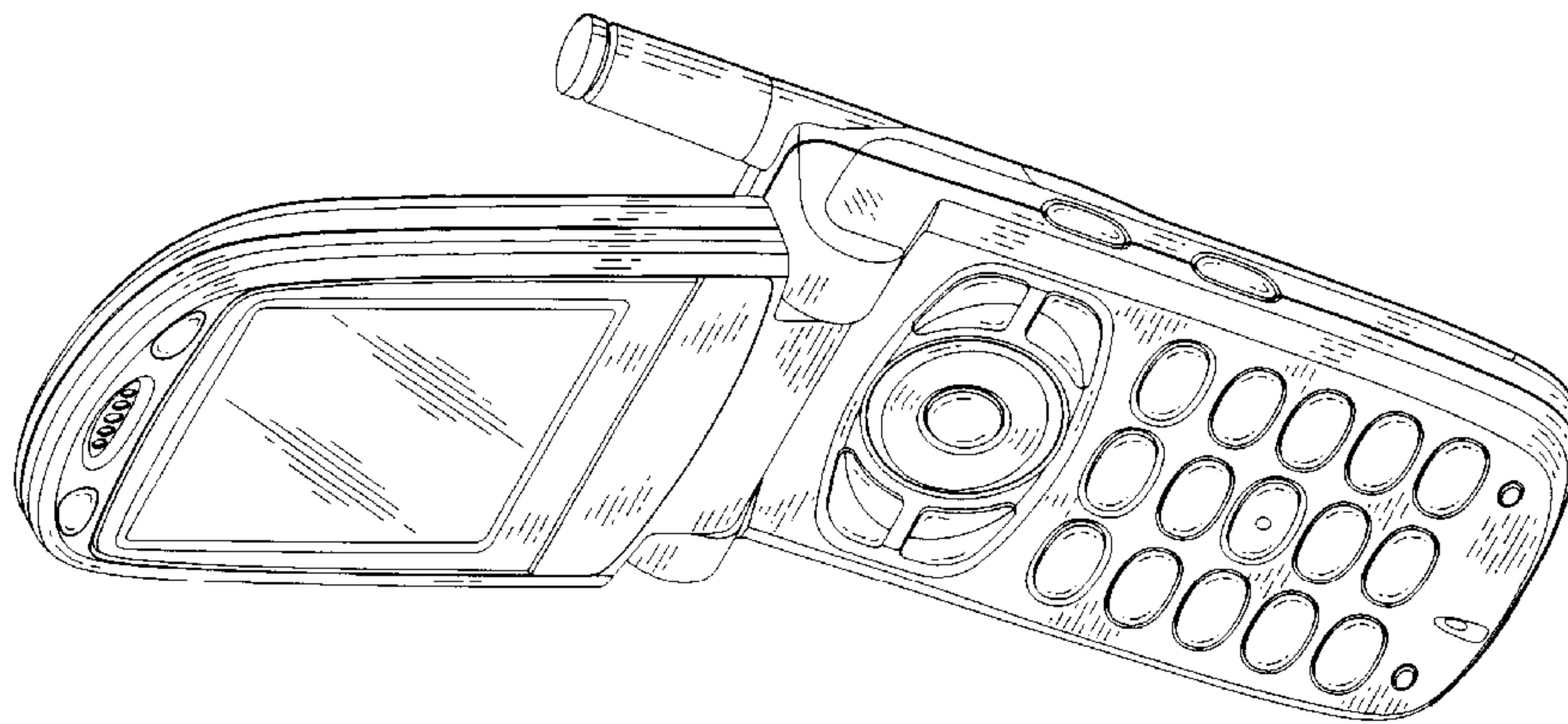


FIG.2

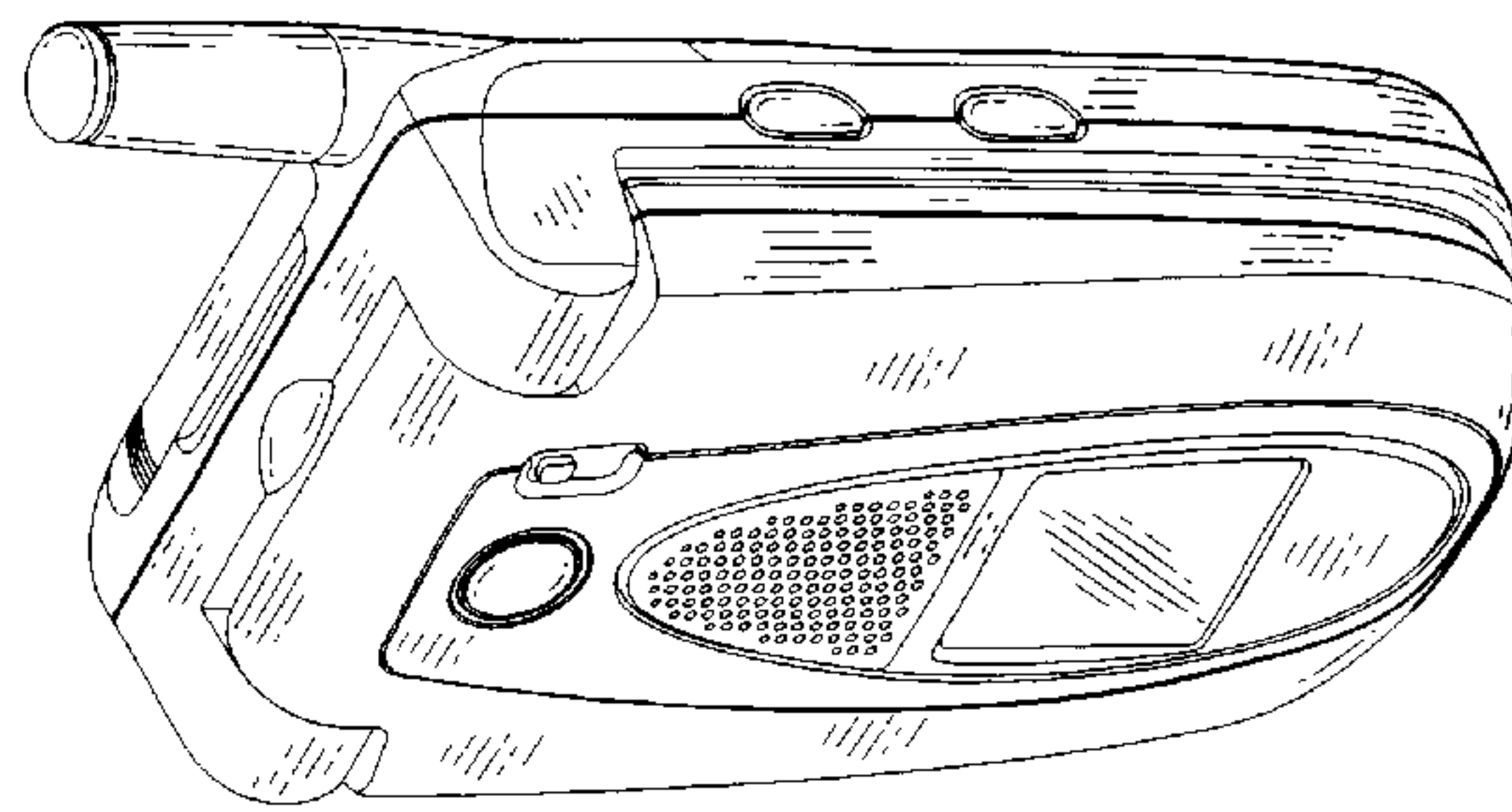


FIG.3

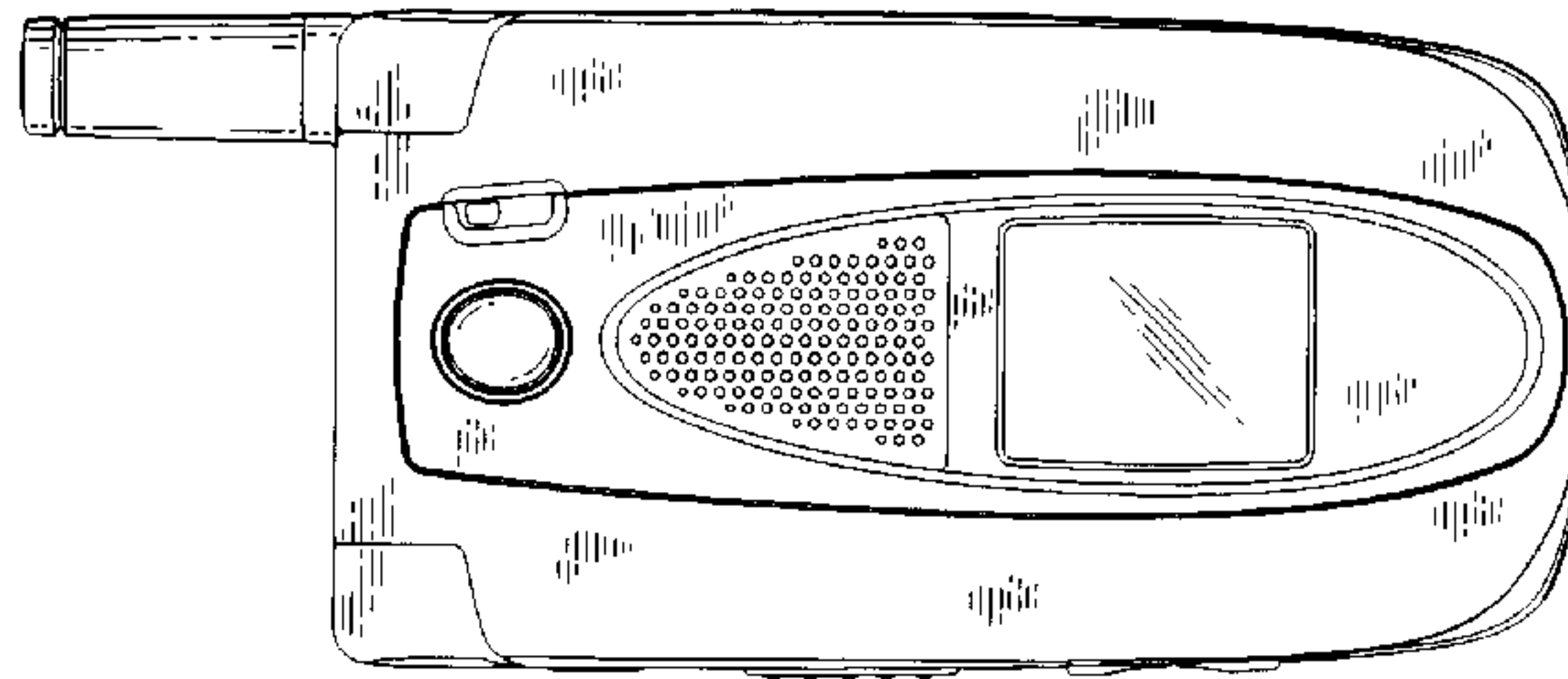


FIG.4

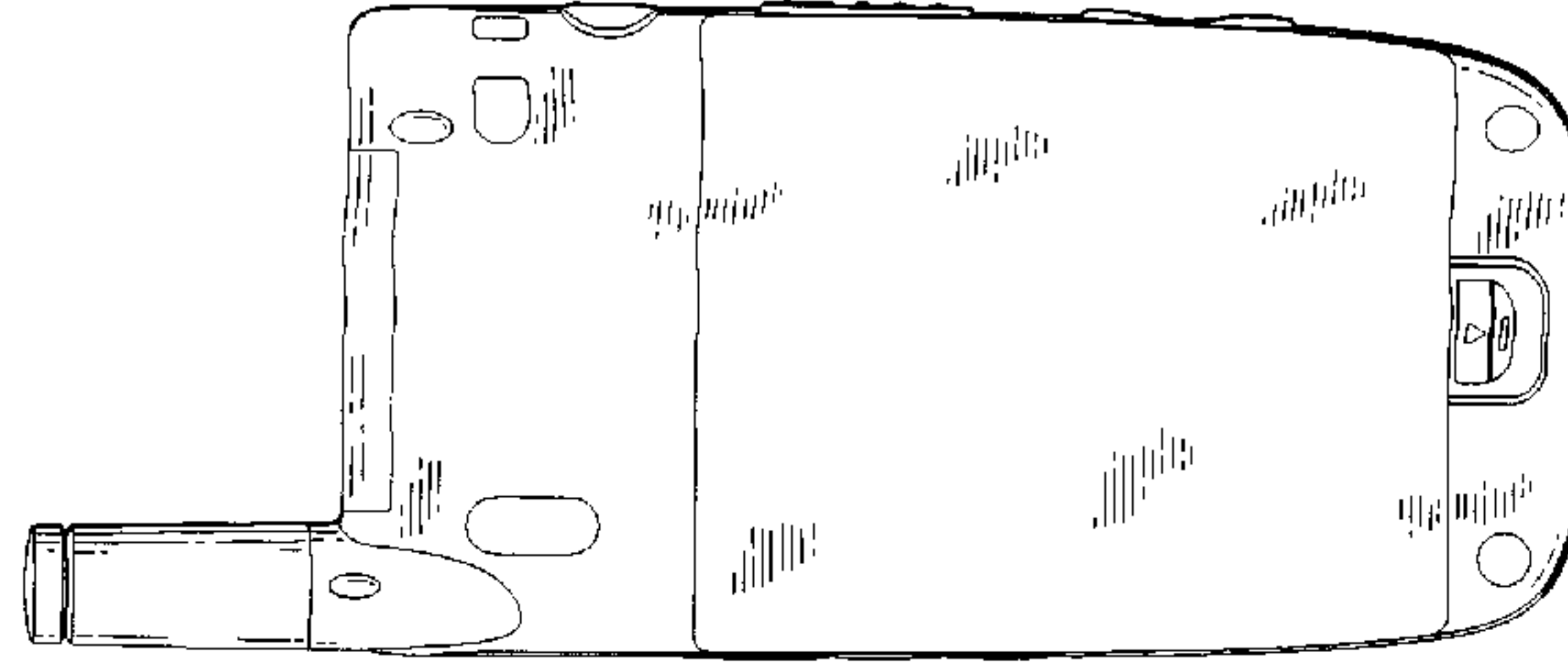


FIG.8

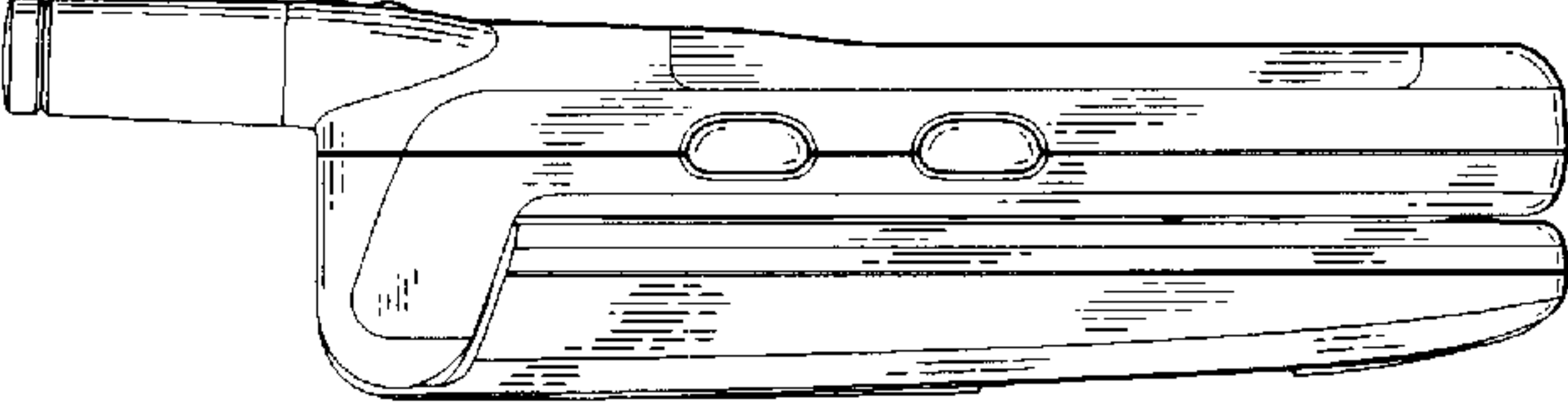


FIG.7

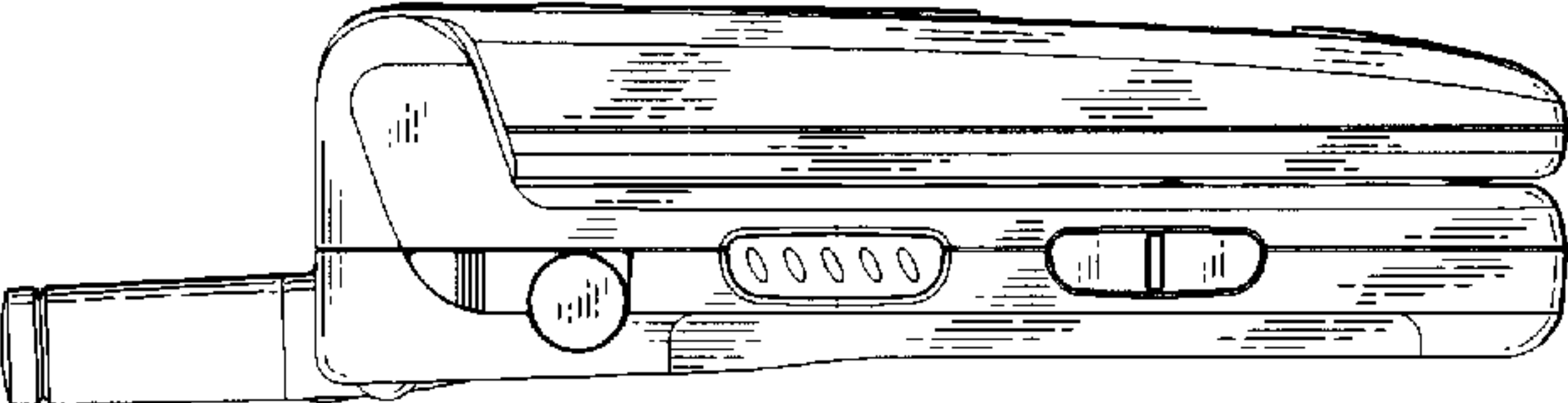


FIG.5

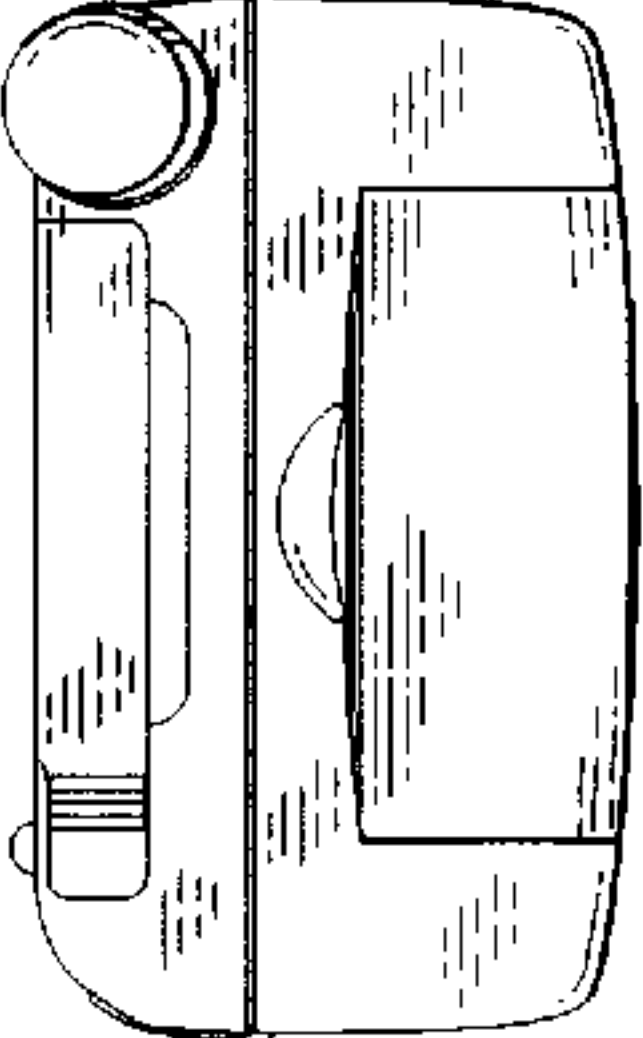


FIG.6

